



# Fast Cup<sup>®</sup> *Bean-to-Cup Single Serve Coffee Brewer*

**with Auto Clean**



## ILLUSTRATED PARTS CATALOG

Designs, materials, weights, specifications and dimensions for equipment or replacement parts are subject to change without notice.

### **Bunn-O-Matic Corporation**

Post Office Box 3227, Springfield, Illinois 62708-3227

Phone (217) 529-6601 | Fax (217) 529-6644

Technical Support Phone (800) 420-2866

# BUNN-O-MATIC COMMERCIAL PRODUCT WARRANTY

Bunn-O-Matic Corp. ("BUNN") warrants the BUNN Premia™ as further described below for a warranty period of 1 year parts and labor. All coffee servers/reservoirs – 1 year parts and labor.

For customers subscribed to BUNNlink®, BUNN reserves the right to periodically auto-push critical software updates that will enhance functionality or performance of the BUNN equipment, unless the customer requests advance notice of such software updates from BUNN in writing.

These warranty periods run from the date of installation. BUNN warrants that the equipment manufactured by it will be commercially free of defects in material and workmanship existing at the time of manufacture and appearing within the applicable warranty period. This warranty does not apply to any equipment, component or part that was not manufactured by BUNN or that, in BUNN's judgment, has been affected by misuse, neglect, alteration, improper installation or operation, improper maintenance or repair, non periodic cleaning and descaling, equipment failures related to poor water quality, damage or casualty. This warranty is conditioned on the Buyer 1) giving BUNN prompt notice of any claim to be made under this warranty by telephone at (217) 529-6601 or by writing to Post Office Box 3227, Springfield, Illinois 62708-3227; 2) if requested by BUNN, shipping the defective equipment prepaid to an authorized BUNN service location; and 3) receiving prior authorization from BUNN that the defective equipment is under warranty. Additionally, the following is excluded from the warranty period:

## Warranty Exclusions:

- Parts such as, but not limited to, hoppers and lids, drip trays, touch screens (fail due to damage), hinges and plastic parts damaged due to improper handling or cleaning agents.
- Replacement of wear items such as, but not limited to, O-rings, gaskets, filter screens, silicone tubes, hoses, and valve seats.
- Repairs made necessary due to poor water quality such as dispense valves, water inlet valves, scaling in hot water boilers (Carbonate Hardness range of 40 - 140 ppm constant).
- Improper voltage, (See equipment operations manual for voltage specifications).
- Failure to use BUNN approved cleaning supplies constitutes improper maintenance.
- Failure to have required preventive maintenance performed by a BUNN technician or authorized Fast Cup service provider.
- Parts replaced under the terms of this warranty carry the remainder of the machine's parts warranty term, or 90 days, whichever is greater.

**THE FOREGOING WARRANTY IS EXCLUSIVE AND IS IN LIEU OF ANY OTHER WARRANTY, WRITTEN OR ORAL, EXPRESS OR IMPLIED, INCLUDING, BUT NOT LIMITED TO, ANY IMPLIED WARRANTY OF EITHER MERCHANTABILITY OR FITNESS FOR A PARTICULAR PURPOSE.**

The agents, dealers or employees of BUNN are not authorized to make modifications to this warranty or to make additional warranties that are binding on BUNN. Accordingly, statements by such individuals, whether oral or written, do not constitute warranties and should not be relied upon.

If BUNN determines in its sole discretion that the equipment does not conform to the warranty, BUNN, at its exclusive option while the equipment is under warranty, shall either 1) provide at no charge replacement parts and/or labor (during the applicable parts and labor warranty periods specified above) to repair the defective components, provided that this repair is done by a BUNN Authorized Service Representative; or 2) shall replace the equipment or refund the purchase price for the equipment.

**THE BUYER'S REMEDY AGAINST BUNN FOR THE BREACH OF ANY OBLIGATION ARISING OUT OF THE SALE OF THIS EQUIPMENT, WHETHER DERIVED FROM WARRANTY OR OTHERWISE, SHALL BE LIMITED, AT BUNN'S SOLE OPTION AS SPECIFIED HEREIN, TO REPAIR, REPLACEMENT OR REFUND.**

In no event shall BUNN be liable for any other damage or loss, including, but not limited to, lost profits, lost sales, loss of use of equipment, claims of Buyer's customers, cost of capital, cost of down time, cost of substitute equipment, facilities or services, or any other special, incidental or consequential damages.

# CONTENTS

BUNN-O-MATIC COMMERCIAL PRODUCT WARRANTY .....	2
Fast Cup Panels .....	4
Fast Cup Lower Door .....	6
Fast Cup Top Cover .....	8
FAST CUP (WITH AUTO CLEAN) GENERAL ASSEMBLIES.....	10
Drip Tray, Grounds Bin & Cleaning Supplies .....	10
Drip Tray, Grounds Bin & Cleaning Supplies .....	11
3 lb. Bean Hopper Assembly.....	12
Upper Door Assembly.....	14
Upper Door Touchscreen Assembly .....	16
Upper Door Touchscreen Assembly .....	17
Cleaner Container Assembly .....	18
Grinder Module Assembly.....	20
Upper Piston Assembly.....	32
Brew Chamber Plumbing Assembly.....	34
Inlet to Fill Valve Tube Assembly.....	36
Door To Auto Clean Valve Tube Assembly .....	38
VALVE PANEL & DRAIN MANIFOLD PLUMBING ASSEMBLY .....	40
Valve Panel Assemblies.....	40
Upper Fast Brew Plumbing Assembly.....	42
Inlet/Drain Valve Plumbing Assembly .....	44
Valve Cluster Plumbing Assembly .....	46
Chiller Drain Plumbing Assembly.....	48
Auto Clean Plumbing Assembly.....	50
Chiller Assembly .....	52
Drain Manifold & Tube Assembly .....	54
VALVE PANEL NOMENCLATURE.....	56
CHASSIS ELECTRICAL & NON-ELECTRICAL COMPONENTS .....	58
Tank Bracket Assembly.....	58
Power Supply and Control Boards .....	62
Miscellaneous Chassis Components.....	66
WIRING HARNESSSES & POWER CORD.....	70

## TIPS:

---



To **Search/Find** content in this document, use "**Ctrl+F**" (PC)

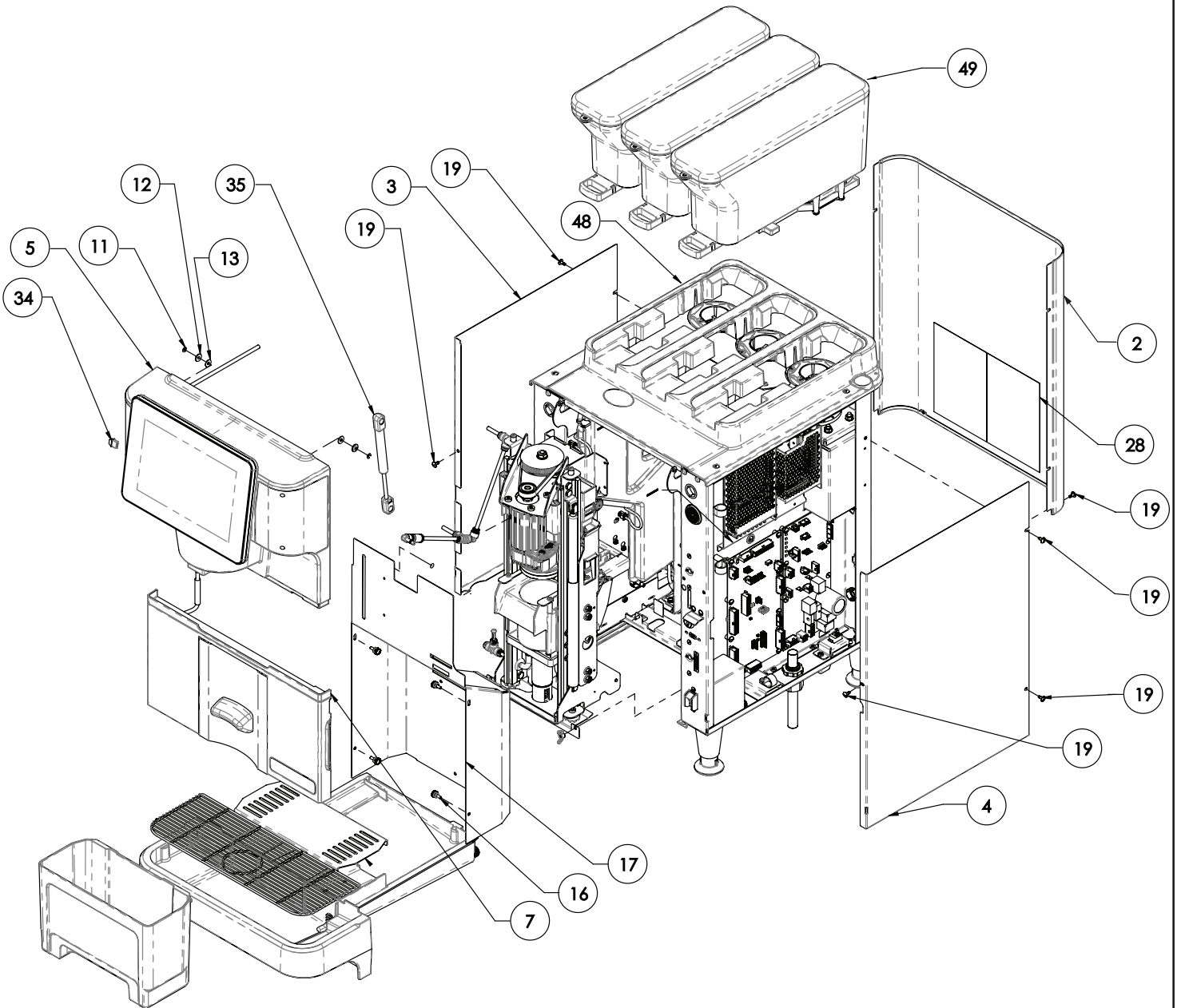


To **Search/Find** content in this document, use "**Command+F**" (Mac)

# FAST CUP (WITH AUTO CLEAN) PANELS & COVERS



## Fast Cup Panels



# FAST CUP (WITH AUTO CLEAN) PANELS & COVERS

## Fast Cup Panels

ITEM	QTY	DESCRIPTION	PART NO.	NOTES
2	1	PANEL, REAR BLK W/DECALS FC	54787.1102	Includes: Item 51-53
3	1	PANEL, LEFT BLK W/DECALS FC	54817.1102	Includes: Item 51 & 52
4	1	PANEL, RIGHT BLK W/DECALS FC	54818.1102	Includes: Item 50 & 51
5	1	ASSY, UPPER DOOR	54931.1000	
7	1	ASSY, FRONT DOOR W TUBE	54995.0011	
11	2	E-RING, EXT-SST.188 SHAFTx.027	01403.0000	
12	2	BUSHING, LOWER HINGE	34362.0000	
13	2	WASHER, NYL .194 X.525X.03TH	39734.0000	
16	4	THUMB SCREW,KNURLED #8-32x.37	22349.0001	
17	1	WLDMT, ACCESS PANEL CIP		
19	8	SCREW,TRH SLTD BLK8-32x.38"F"	01315.0005	
28	3	SHIELD, INSULATOR (5.0 X 7.31)	25151.0000	
34	1	PLUG, USB PORT	45250.0000	
35	1	GAS SPRING, UPPER DOOR	57503.0000	
48	1	ASSY, HOUSING TOP COVER AC		
49	3	HOPPER ASSY, 3 LB BEAN KIT	55292.1002	
<b>The following items are not illustrated</b>				
50	1	DECAL, WARNING ELECTRICAL	00986.0000	
51	1	DECAL, WARNING NO SVCE PARTS	37881.0000	
52	1	SHIELD, INSULATOR 5.0 x 7.31	25151.0000	
53	1	DECAL,COMPLY TO PLUMBING CODE	00656.0001	

# FAST CUP (WITH AUTO CLEAN) PANELS & COVERS



## Fast Cup Lower Door

Lower Door Rear View (Back Removed)

Apply Foam As Shown

23

Tape Terminal Housing From Membrane Switch To Inside Of Door

12

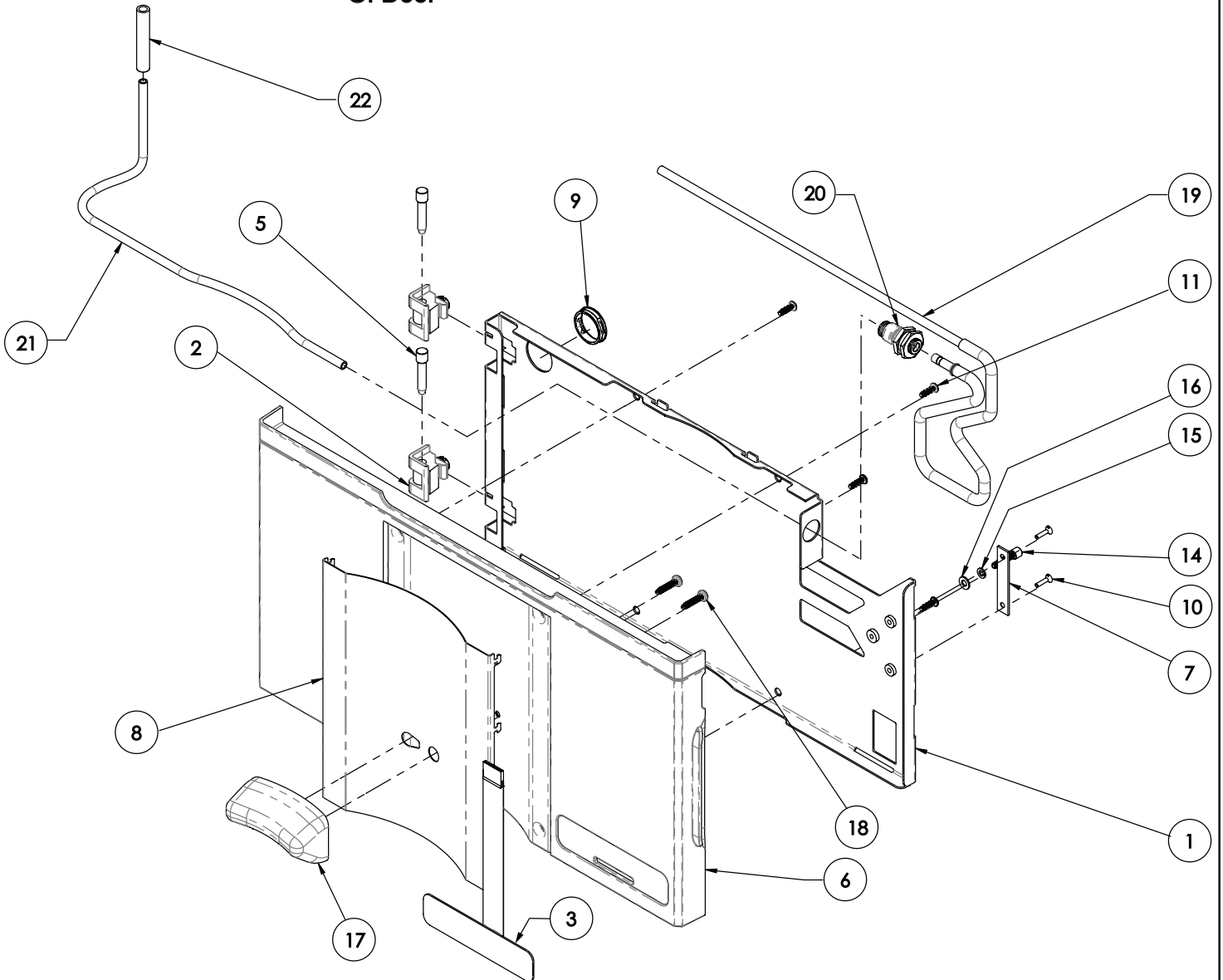
Tape Wiring Harness To Inside Of Door

ADA Wiring Harness

13

Apply Foam To Corner As Shown

Lower Door With Tube Assembly



# FAST CUP (WITH AUTO CLEAN) PANELS & COVERS

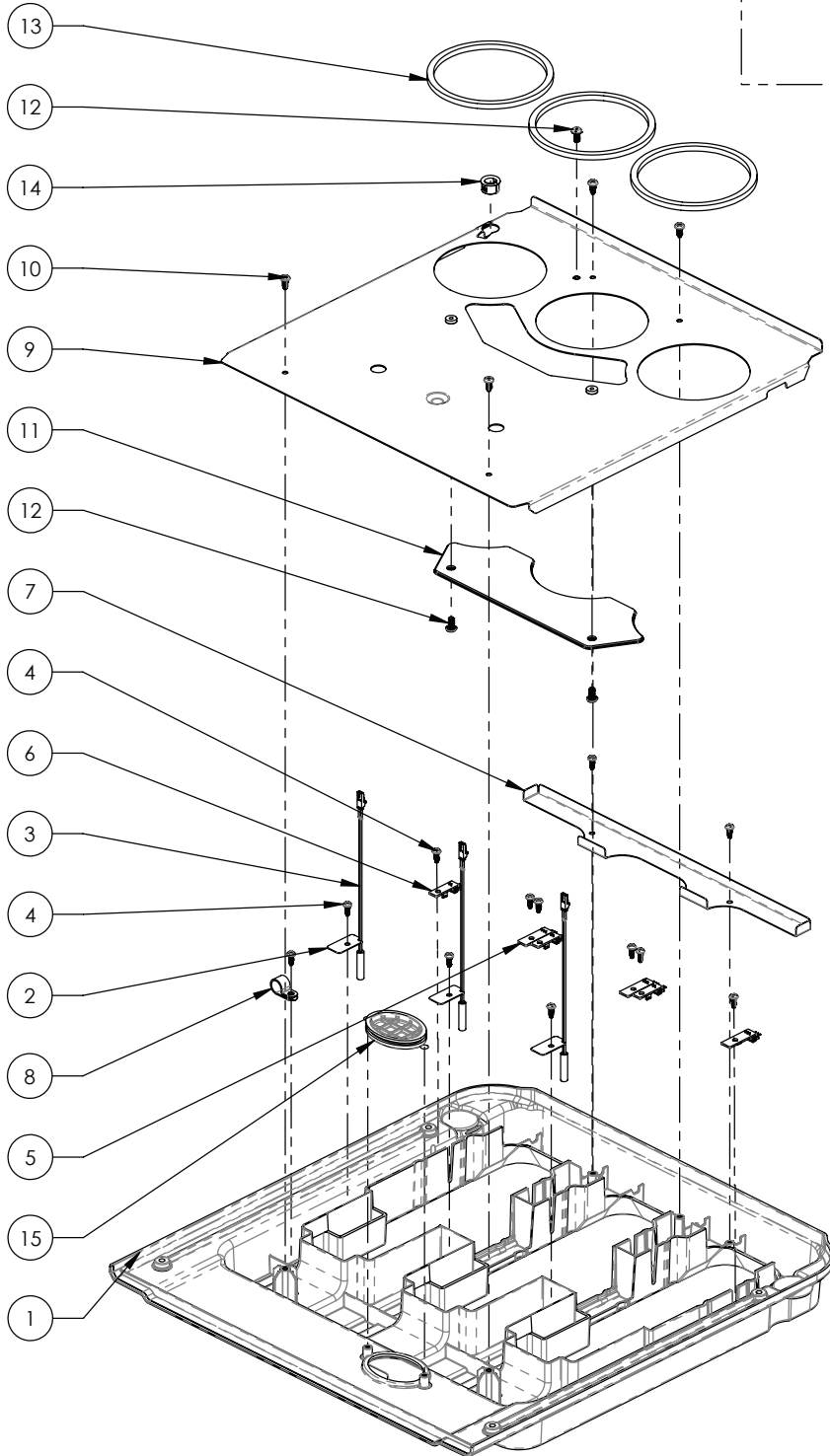
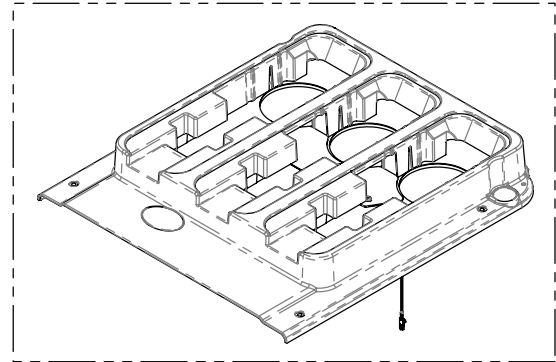
## Fast Cup Lower Door

ITEM	QTY	DESCRIPTION	PART NO.	NOTES
-	1	ASSY, FRONT DOOR WITH TUBE	54995.0011	
1	1	WLDMT, DOOR BACK FC AC		
2	2	HINGE, MAIN DOOR	46634.0000	
3	1	KIT, SWITCH MEMBRANE 5-BUTTON ADA AM	52709.1000	
4	1	WIRING HARN,LOWER DOOR ADA-FAST CUP	53307.0002	Not Illustrated
5	2	PIN, FAST CUP DOOR HINGE	46635.0001	
6	1	DOOR, FRONT		
7	1	STRIKE, DOOR	29448.0000	
8	1	INSERT, DOOR SUMP SST		
9	1	BUSHING, SNAP 1.00 MTG .875 ID .25 DEPTH	59225.0000	
10	2	SCREW, FLH SLTD SST 6-32x.50	01345.0000	
11	4	SCREW, PNH PHH 2-LEAD #8-18X.50	44010.0000	
12	-	TAPE, SCOTCH STRAPPING 8898	M2444.0000	
13	1	FOAM,NATURAL GUM SELF ADHESIVE .4IN CUT		Order Item 24
14	1	SCREW, SKT HD SST 8-32X.75	57003.0000	
15	1	LOCK WASHER, MDM SPLIT-#8 SST	01519.0000	
16	1	WASHER, FLAT-.187IDX.375OD SST	01522.0001	
17	1	CUP STOP, FASTCUP	57750.0000	
18	2	SCREW, 8-18 TYPE 25 #2DR .75LG		
19	1	ASSY, REFILL TUBE	59087.0000	
20	1	FITTING, BULKHEAD UNION 6MM		
21	1	TUBE, 6MM OD X 15.0 LG		Order Item 25
22	1	TUBE, SILICONE 6MM ID X 9MM OD X 2.0LG		Order Item 26
23	1	STRIP, FOAM SELF ADHESIVE 2.5		
<b>The following items are not illustrated</b>				
24		FOAM, NATURAL GUM SELF ADHESIVE	52687.1000	
25		KIT,TUBE PVDF 6MM OD X 1FT LG	55176.1000	
		KIT,TUBE PVDF 6MM OD X 3FT LG	55176.1001	
		KIT,TUBE PVDF 6MM OD X 10FT LG	55176.1002	
26		KIT, TUBE SILICONE 6MM ID X 9MM OD 12IN	50732.1000	
		KIT, TUBE SILICONE 6MM ID X 9MM OD 3FT	50732.1001	
		KIT, TUBE SILICONE 6MM ID X 9MM OD 10FT	50732.1002	

# FAST CUP (WITH AUTO CLEAN) PANELS & COVERS



## Fast Cup Top Cover



**Exploded View  
Shown  
Upside Down**

# FAST CUP (WITH AUTO CLEAN) PANELS & COVERS

## Fast Cup Top Cover

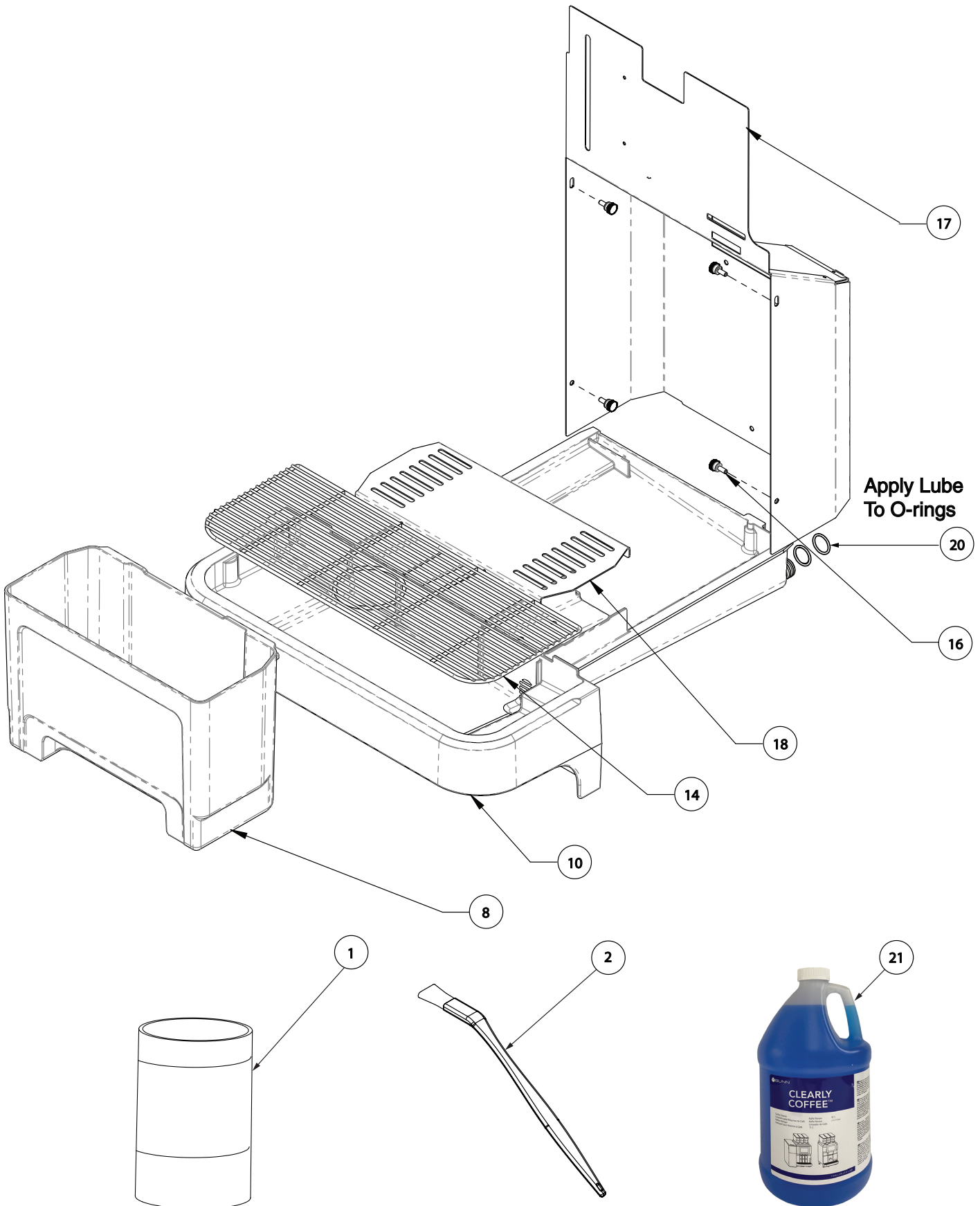
ITEM	QTY	DESCRIPTION	PART NO.	NOTES
1	1	HOUSING, TOP COVER	55296.1000	
2	3	CLIP, REED SWITCH RETAINER		
3	3	REED SWITCH ASSY, MCR	49078.0000	
4	12	SCREW, PNH PHH #6-20X.38 LG TYPE 25	44224.0000	
5	3	CBA, LED HOPPER BEAN DETECT		Order Item 17
6	3	CBA, LED HOPPER BEAN EMIT		Order Item 17
7	1	CHANNEL, CABLE ROUTING		
8	1	CLAMP, CABLE-NYLON NAT .438ID	00603.0000	
9	1	WLDMT, TOP COVER BACKING	55428.0003	
10	4	SCREW, PNH PH#8-18x.38 "25"SST	28629.0000	
11	1	PANEL, TOP COVER ACCESS W SEAL	55429.1003	
12	3	SCREW,PNH SLTD W/SERR 8-32x.38	02308.0000	
13	3	GASKET, TOP COVER GRINDER GAP	55671.0000	
14	1	BUSHING, OCB-562 NYL BLK.390ID	00614.0001	
15	1	PLUG, TABLET CHUTE	45551.0002	
16	1	WIRING HARN, HPR & BEAN DETECT	55218.0001	
17	1	KIT, CBA BEAN DETECT/EMITTER SET	57454.0000	
<b>The following items are not illustrated</b>				

# FAST CUP (WITH AUTO CLEAN) GENERAL ASSEMBLIES



## Drip Tray, Grounds Bin & Cleaning Supplies

BTB AC



# FAST CUP (WITH AUTO CLEAN) GENERAL ASSEMBLIES

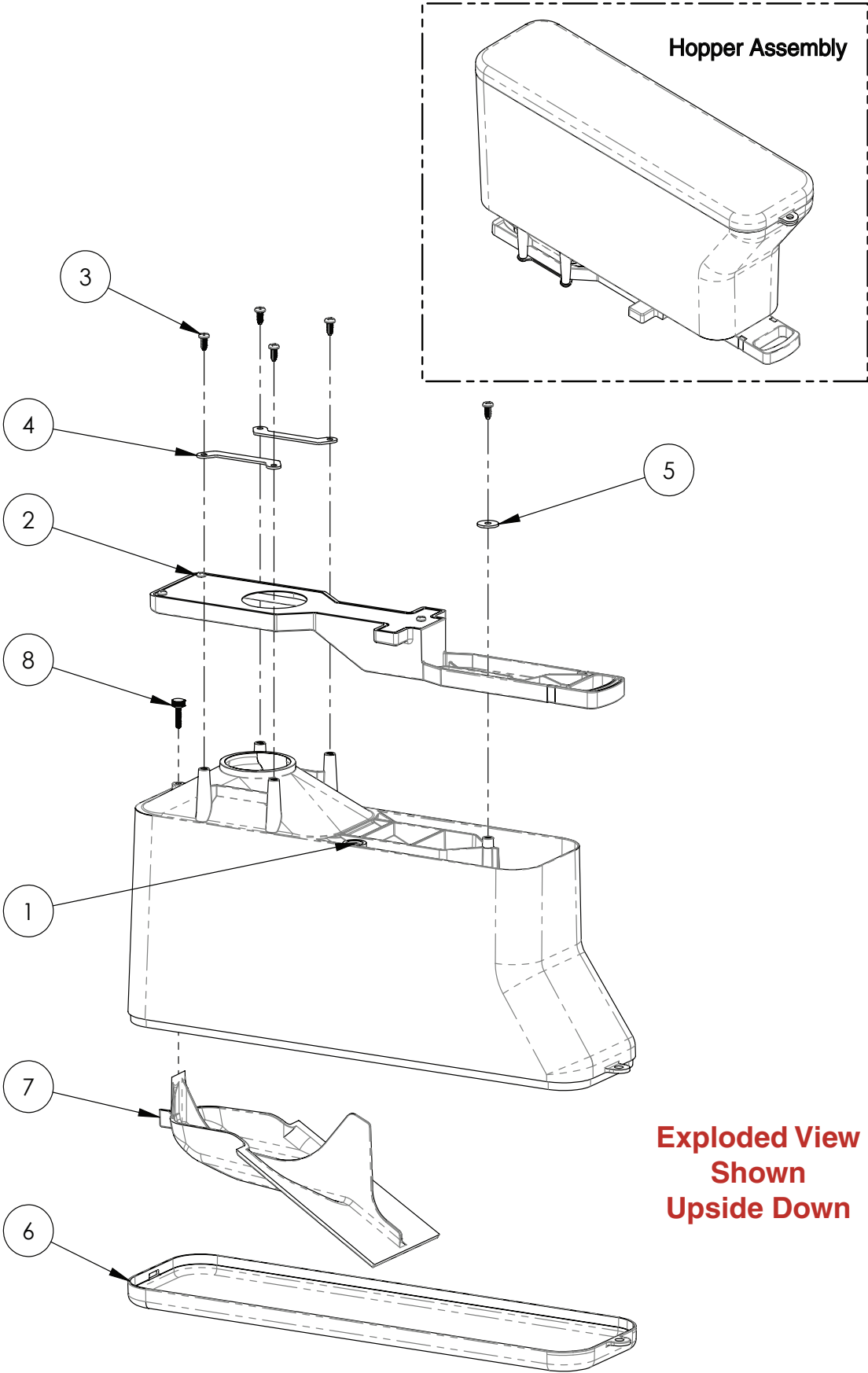
## Drip Tray, Grounds Bin & Cleaning Supplies

ITEM	QTY	DESCRIPTION	PART NO.	NOTES
1	1	KIT, CLEANING TUBE	48236.1001	
2	1	12 INCH BRUSH, ANGLED	47745.0000	
8	1	BIN ASSY KIT, PUCK W/ MAGNET	55057.1010	
10	1	KIT, TRAY ASSY DRIP W MAGNET FAST CUP	54933.1020	
14	1	GRATE, DRIP TRAY	54933.0101	
16	4	THUMB SCREW,KNURLED #8-32x.37	22349.0001	
17	1	WLDMT, ACCESS PANEL CIP		
18	1	CHANNEL, DRIP TRAY	55722.0000	
20	2	O-RINGS, FAST CUP DRIP TRAY	56269.1000	Plus: Order Item 23
21	1	LIQUID CLEANER, CLEARLY COFFEE 1GAL BOX	58602.1001	
<b>The following items are not illustrated</b>				
22	1	CLOTH, MICROFIBER SCREEN CLEANING	53465.0000	
23	-	KIT, HAYNES SILICONE LUBE 1 OZ TUBE	44023.0001	
24	-	THROUGH COUNTER CHUTE, FAST CUP	57511.1000	<b>Note:</b> Item 8 & 18 Not Used

# FAST CUP (WITH AUTO CLEAN) GENERAL ASSEMBLIES



## 3 lb. Bean Hopper Assembly



# FAST CUP (WITH AUTO CLEAN) GENERAL ASSEMBLIES

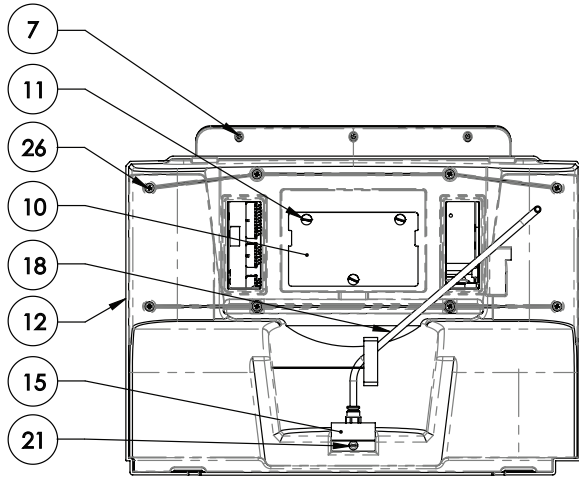
## 3 lb. Bean Hopper Assembly

ITEM	QTY	DESCRIPTION	PART NO.	NOTES
-	3	HOPPER ASSEMBLY, 3 LB BEAN	55292.1002	Qty-1 Hopper
1	1	HOPPER, 3 LB W/ MAGNE		
2	1	ASSY, HOPPER GATE WITH INDICATOR		
3	5	SCREW, PNH PH#8-18x.38 "25"SST	28629.0000	
4	2	PANEL, GATE CARRIER RETAINER		
5	1	WASHER, .188 ID X .625 OD SST	43951.0000	
6	1	LID, HOPPER 3.5 LB	55288.0000	
7	1	FINGER GUARD ASSY	56741.0011	
8	1	THUMB SCREW, 6-32 X 5/8	56909.0000	
<b>The following items are not illustrated</b>				

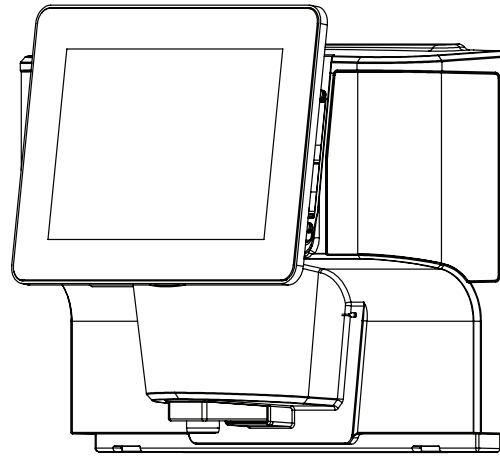
# FAST CUP (WITH AUTO CLEAN) ASSEMBLIES



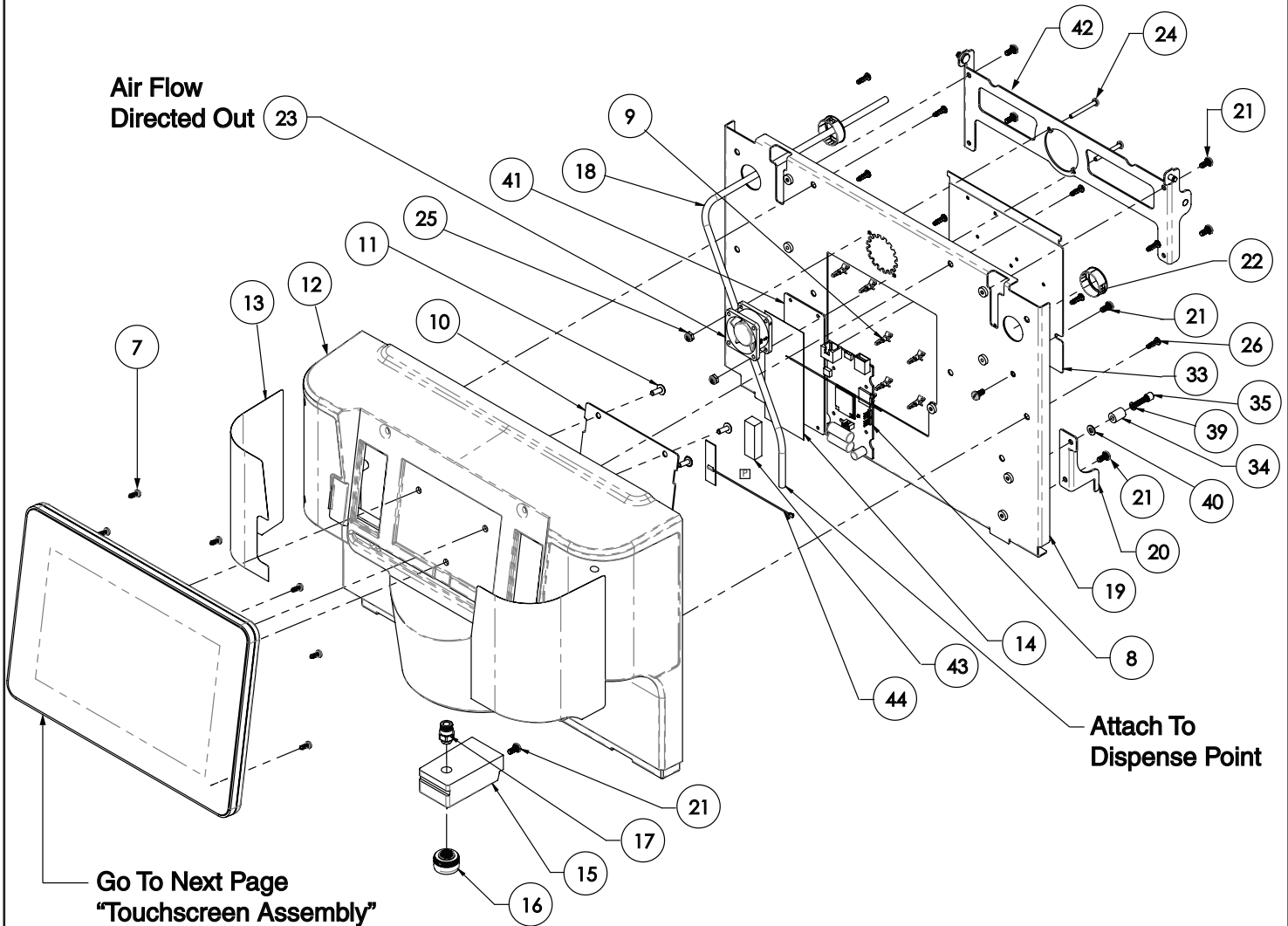
## Upper Door Assembly



Rear View (Panel Removed)



Upper Door Assembly



# FAST CUP (WITH AUTO CLEAN) ASSEMBLIES

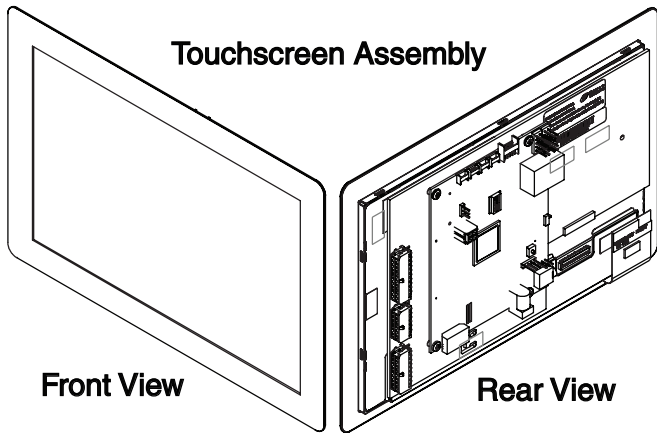
## Upper Door Assembly

ITEM	QTY	DESCRIPTION	PART NO.	NOTES
-	1	ASSEMBLY, UPPER DOOR	54931.1000	
7	9	SCREW,PNH PHH#8 HI-LOW X .38	41103.0000	
8	1	CBA, NODE BUNNLINK WIFI	56397.1000	
9	8	SUPPORT, PCB LOCKING .125/.125	48701.0000	
10	1	PLATE, DISPLAY		
11	3	SCREW, TRH SLTD SST 8-32x.50	01317.0000	
12	1	HOUSING, MAIN FRONT		
13	1	DECAL, UPPER SST		
14	1	ANTENNA, BUNNLINK U.FL	48695.0001	
15	1	DISPENSE POINT MNT, FAST CUP	55266.1002	
16	1	NOZZLE, LAMINAR FLOW DISPENSE	55664.0000	
17	1	FITTING, 6MM	55171.0000	
18	1	TUBE, PVDF 6MM OD X 21.75 LG		Order Item 47
19	1	WLDMT, DOOR SLIDE	55005.0003	
20	1	BRACKET, UPPER DOOR LOCK		
21	9	SCREW,PNH SLTD W/SERR 8-32x.38	02308.0000	
22	2	BUSHING, OPEN SNAP NYL BLK .81 ID		
23	1	FAN ASSY, 24V DC 40MM W/LOCK SIGNAL	56042.0010	
24	2	SCREW, PNH SLOTTED SST6-32 x 1.25	02370.0001	
25	2	NUT, ELASTIC LOCK #6-32 SST	00991.0002	
26	8	SCREW, PNH PHH 2-LEAD #8-18X.50	44010.0000	
33	1	BRACKET, DOOR ACCESS	56749.0001	
34	1	SPACER, NYL .171ID X.375OD X .50L	01533.0016	
35	1	SCREW, SKT HD SST 8-32X.75	57003.0000	
36	1	WIRING HARN, DOOR BEAN TO CUP FAST	56280.0000	Not Illustrated
37	1	WIRING HARN,UPPER DOOR ADA-FAST CUP	53307.0001	Not Illustrated
38	1	WIRING HARNESS, BUNNLINK-FAST CUP	56279.0000	Not Illustrated
39	1	LOCK WASHER, MDM SPLIT-#8 SST	01519.0000	
40	1	WASHER, FLAT-.187IDX.375OD SST	01522.0001	
41	1	PLATE, BUNNLINK FRONT DOOR	48981.0002	
42	1	WLDMT, DOOR HINGE BRACKET	57496.0000	
43	1	FOAM, DBL SIDE ADHSV .5W X .38T X 1.5L		
44	1	ANTENNA, 2.4 GHZ IPEX	58426.0000	
45	1	CABLE, ETHERNET 5FT CAT6 GRAY	58342.0005	Not Illustrated
46	-	TAPE PRIMER 94, 3M M3227.0000	M3227.0000	Not Illustrated

# FAST CUP (WITH AUTO CLEAN) ASSEMBLIES



## Upper Door Touchscreen Assembly

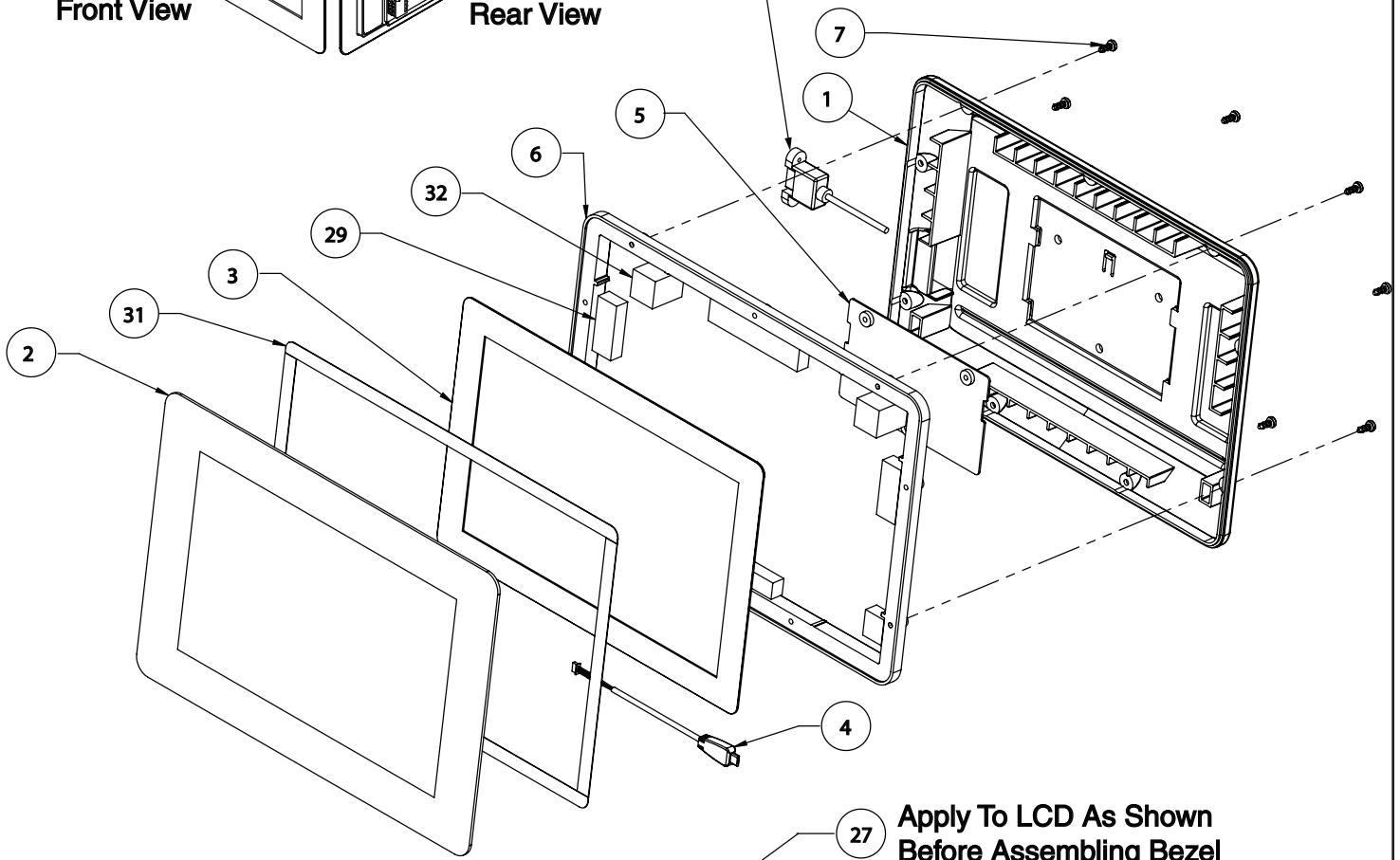


Touchscreen Assembly

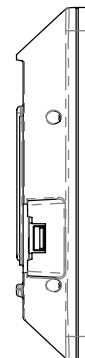
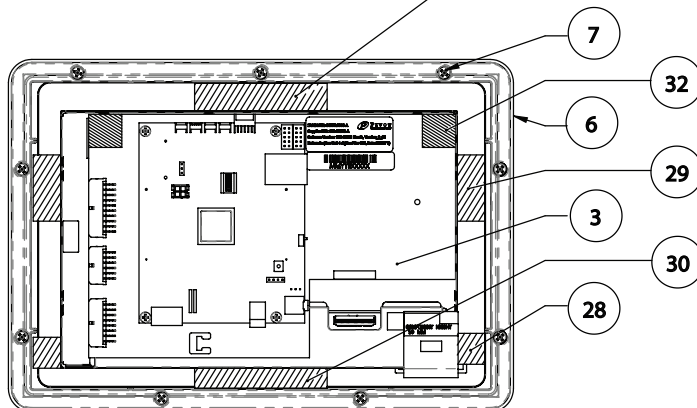
Front View

Rear View

USB  
(Included With LCD)



Apply To LCD As Shown  
Before Assembling Bezel



# FAST CUP (WITH AUTO CLEAN) ASSEMBLIES

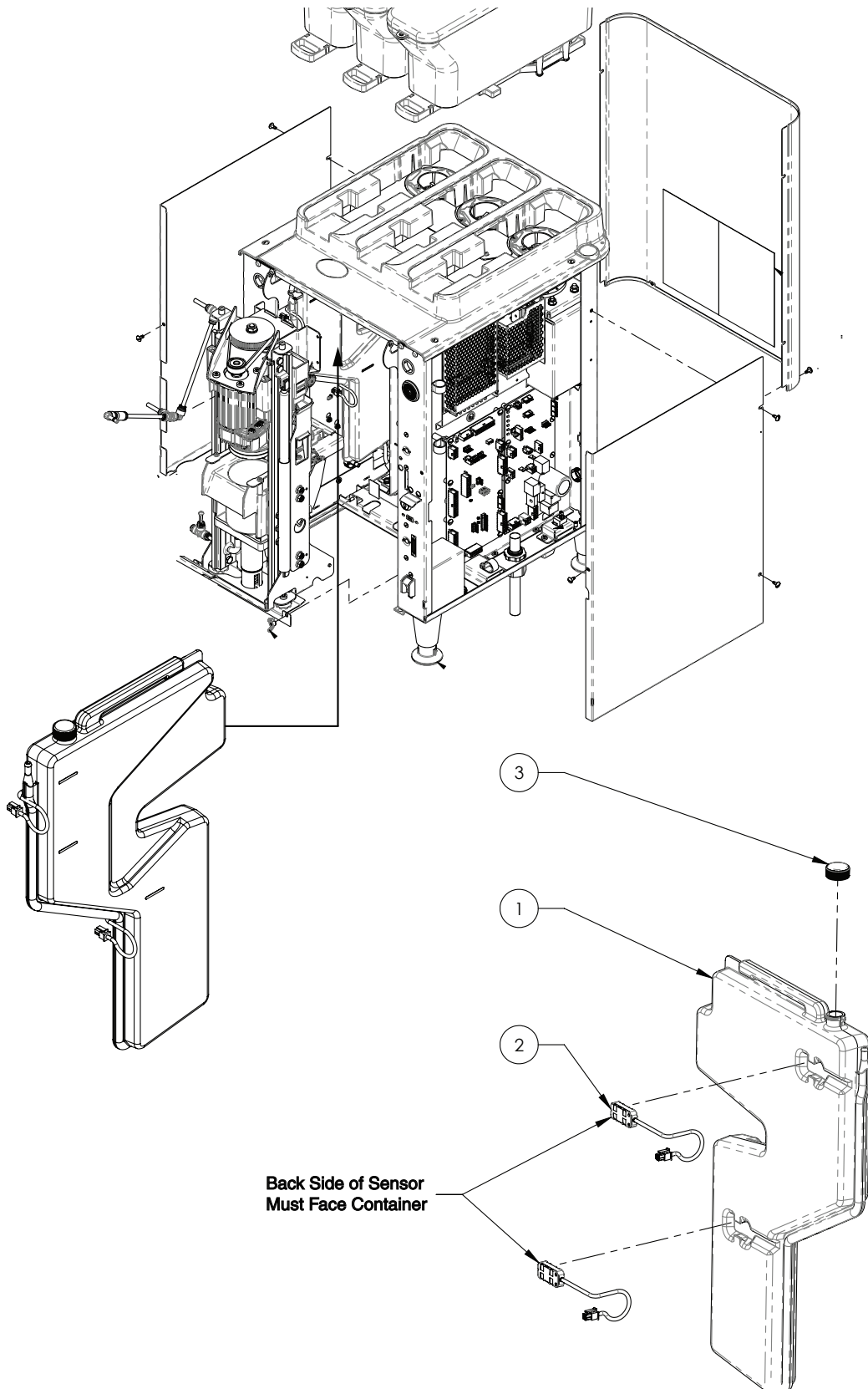
## Upper Door Touchscreen Assembly

ITEM	QTY	DESCRIPTION	PART NO.	NOTES
1	1	BEZEL, DISPLAY	54930.0000	
2	1	COVER, TOUCH SCREEN ACRYLIC		
3	1	TOUCHSCREEN, 10" FAST CUP (REFURB)	50775.1104	
4	1	CABLE, MICRO USB FAST CUP	56551.0000	
5	1	PLATE WLDMT, DISPLAY		
6	1	BEZEL, TOUCH SCREEN FRONT	55059.0000	
7	9	SCREW,PNH PHH#8 HI-LOW X .38	41103.0000	
27	1	FOAM, NATURAL GUM SELF ADHESIVE 3IN		Order Item 48
28	2	FOAM, NATURAL GUM SELF ADHESIVE .7IN		Order Item 48
29	2	FOAM, NATURAL GUM SELF ADHESIVE 1.5IN		Order Item 48
30	1	FOAM,NATURAL GUM SELF ADHESIVE 3.0IN CUT		Order Item 48
31	-	TAPE, VHB RP16 PLUS .375W ROLL		
32	2	GASKET, FOAM CLOSED CELL .75WD X .75LG		
<b>The following items are not illustrated</b>				
47	-	KIT, TUBE PVDF 6MM OD X 1FT LG	55176.1000	
	-	KIT, TUBE PVDF 6MM OD X 3FT LG	55176.1001	
	-	KIT, TUBE PVDF 6MM OD X 10FT LG	55176.1002	
48	-	FOAM, NATURAL GUM SELF ADHESIVE	52687.1000	
49	1	CORD, USB PANEL MOUNT	51463.0000	
50	1	CABLE, M821 INTERFACE 17IN TOUCHSCREEN	52841.0010	

# FAST CUP (WITH AUTO CLEAN) ASSEMBLIES



## Cleaner Container Assembly



# FAST CUP (WITH AUTO CLEAN) ASSEMBLIES

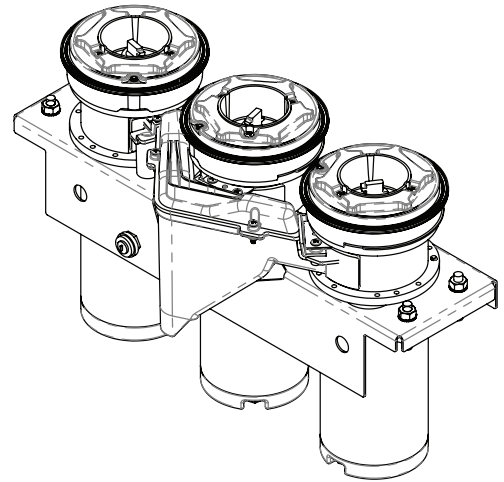
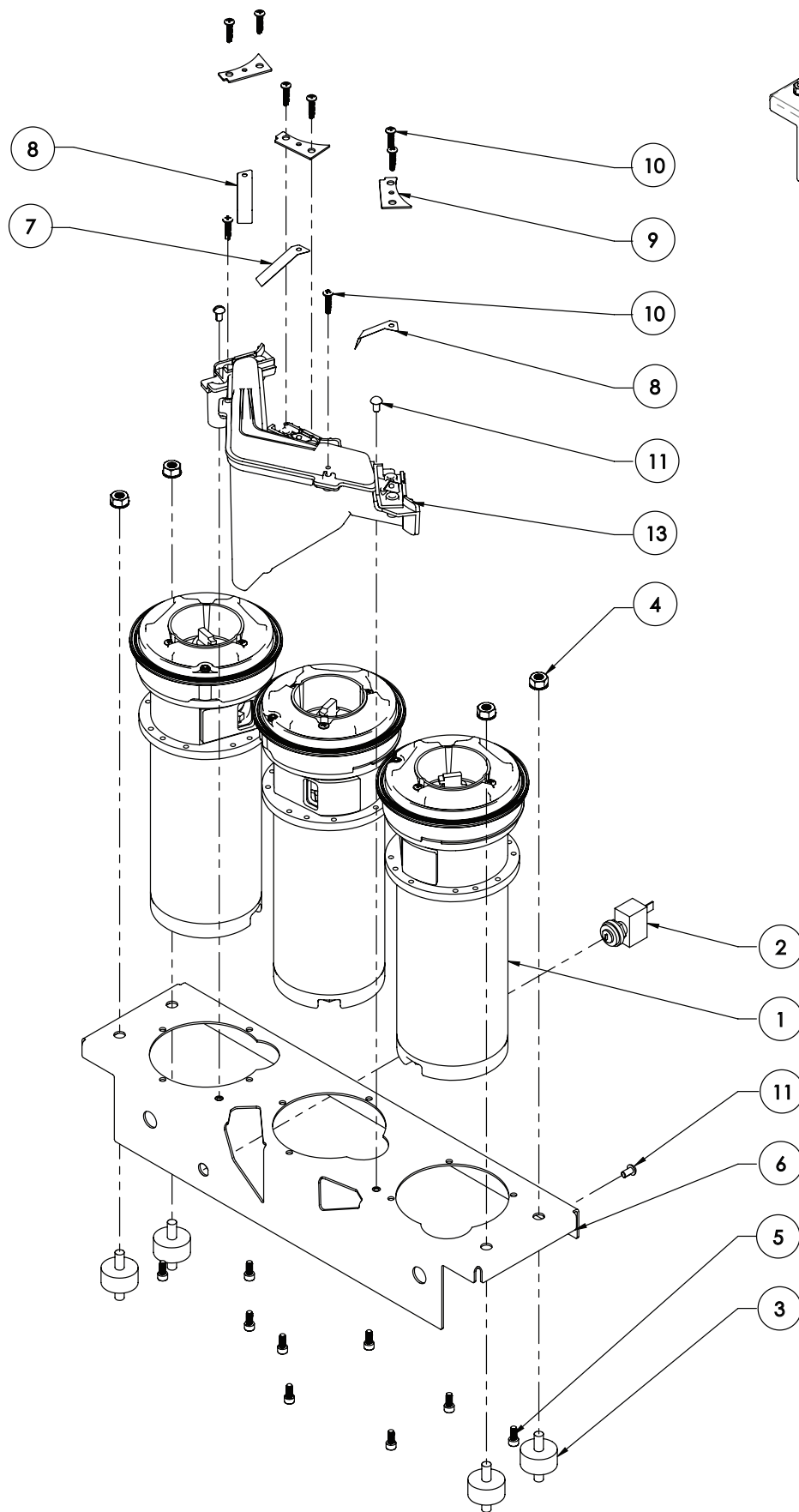
## Cleaner Container Assembly

ITEM	QTY	DESCRIPTION	PART NO.	NOTES
-	1	ASSY, CLEANER CONTAINER	58880.0001	Includes Items 1-3
1	1	CONTAINER, LIQUID CLEANER	58881.0002	
2	2	SENSOR, CAPACITIVE LIQUID		
3	1	CAP, 20-400MM WHITE UNLINED	58997.0000	
<b>The following items are not illustrated</b>				
4	1	LIQUID CLEANER, CLEARLY COFFEE 1GAL BOX	58602.1001	

# FAST CUP (WITH AUTO CLEAN) ASSEMBLIES



## Grinder Module Assembly



# FAST CUP (WITH AUTO CLEAN) ASSEMBLIES

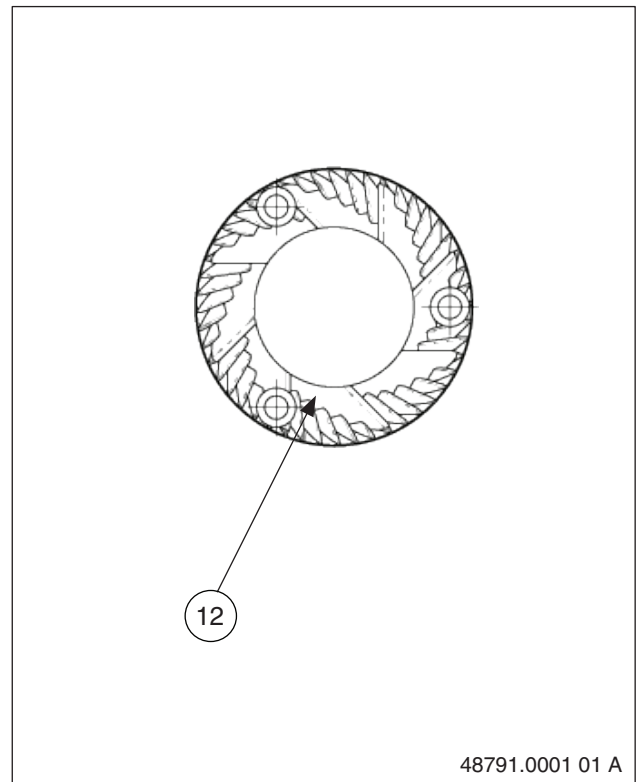
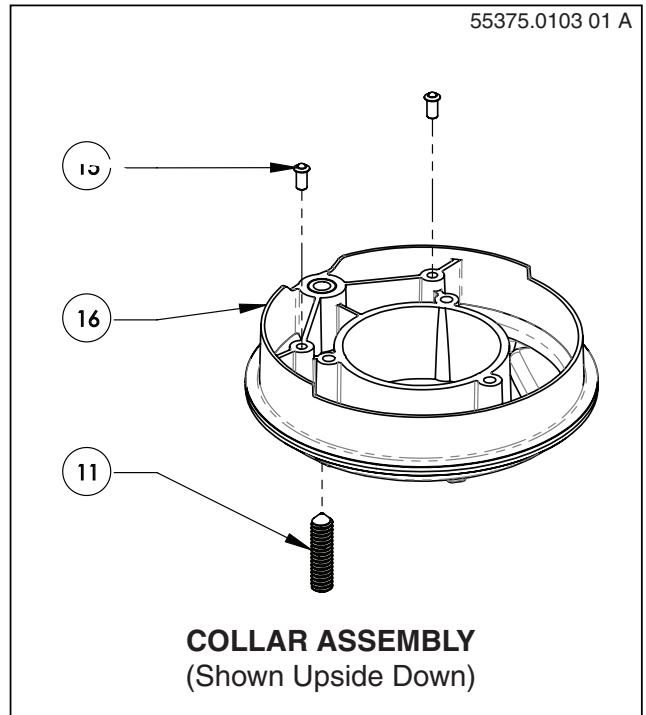
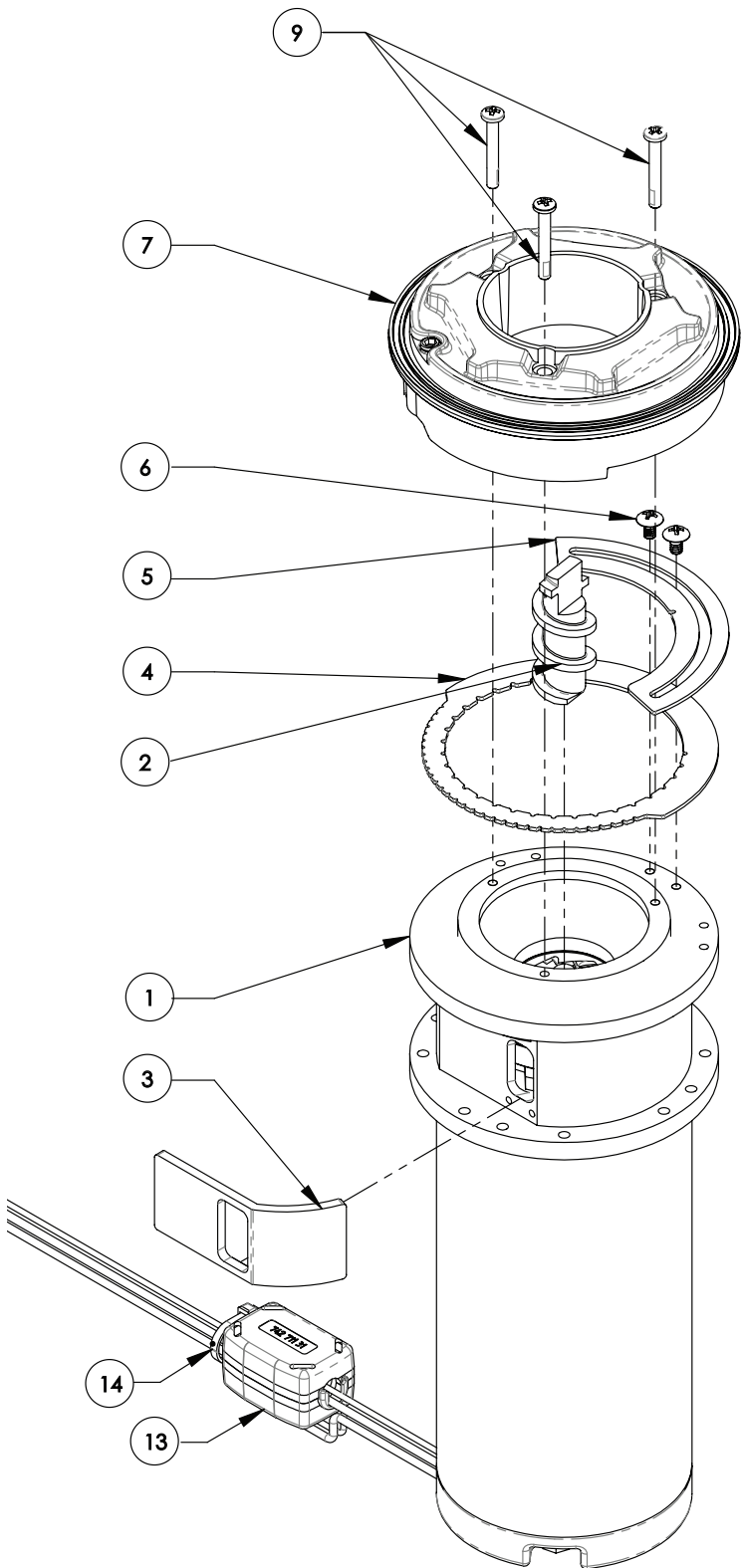
## Grinder Module Assembly

ITEM	QTY	DESCRIPTION	PART NO.	NOTES
1	3	GRINDER ASSY, FAST CUP W/ CONN	55469.0104	
2	1	CIRCUIT BREAKER, 3 AMP	20987.0000	
3	4	MOUNT, VIBRATION DAMPENING		
4	4	NUT, KEPS .25-20 ZINC PLTD	23700.0000	
5	9	SCREW, SHCS 8-32 X .38 LKG		
6	1	WLDMT, GRINDER SUPPORT BRACKET		
7	1	SPRING, DECHAFFER BTC FAST	55716.0001	
8	2	SPRING, SIDE DECHAFFER FAST CUP	55716.0002	
9	3	PANEL, DECHAFFER HOLD-DOWN	55729.0000	
10	8	SCREW, PNH#6 TYPE 25 X .625	38838.0001	
11	3	SCREW, RDH PHH LKG 8-32x.312	02329.0000	
13	1	ASSY, MANIFOLD W/ DECHAFFER MOUNTS AND LID	57513.0002	
<b>The following items are not illustrated</b>				
12	1	WIRING HARNESS, GRINDER MODULE	55208.0001	

# FAST CUP (WITH AUTO CLEAN) ASSEMBLIES



## Grinder Motor Assembly



# FAST CUP (WITH AUTO CLEAN) ASSEMBLIES

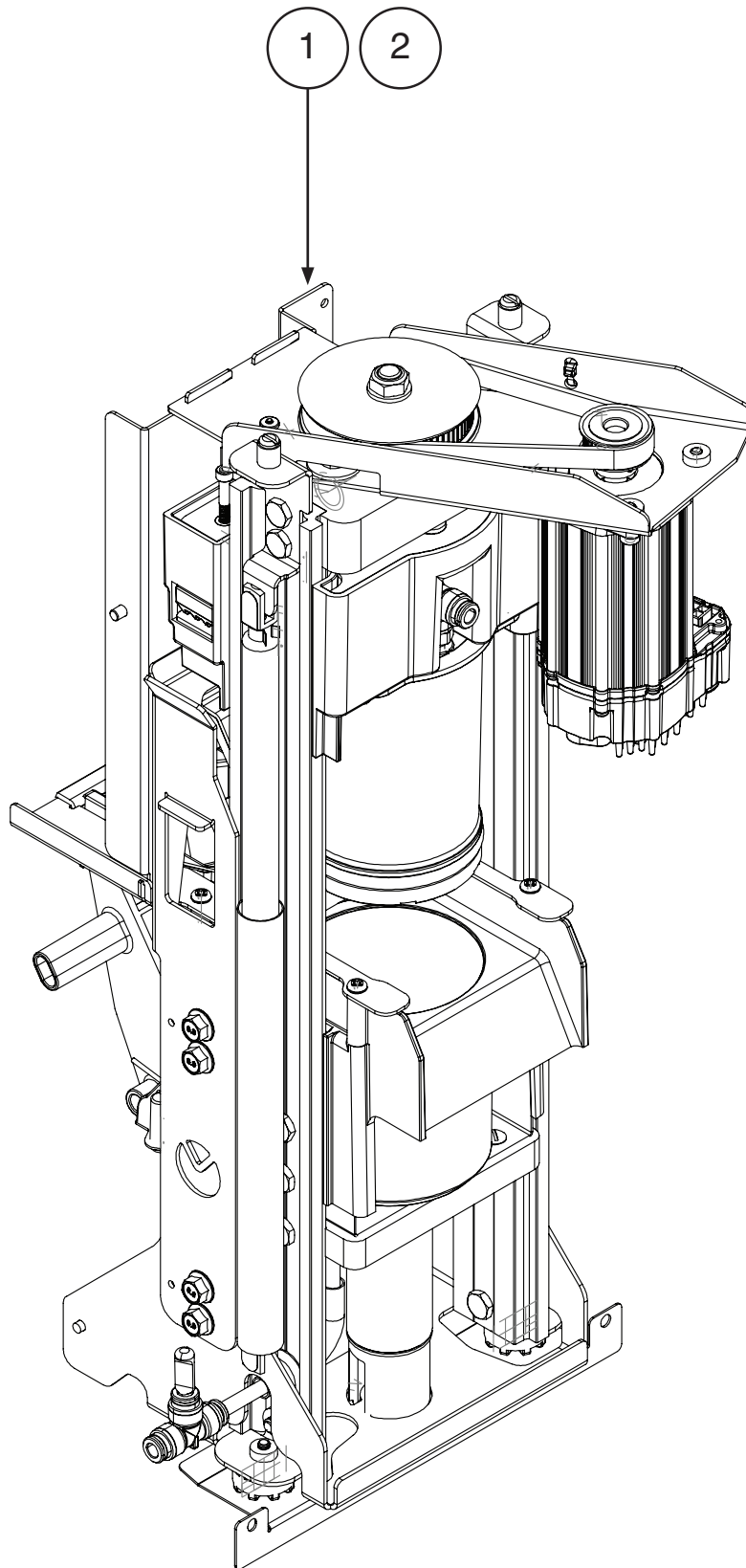
## Grinder Motor Assembly

ITEM	QTY	DESCRIPTION	PART NO.	NOTES
1	1	GRINDER ASSEMBLY, FAST CUP W/ CONN	55469.0104	Includes item 1-14
2	1	AUGER, BTC FAST GRINDER FLAT	55316.0001	
3	1	SEAL, GRINDER MANIFOLD ADHESIVE BACKED	55599.0001	
4	1	PANEL, GRIND ADJUST LOCK	55376.0000	
5	1	PANEL, GRIND ADJUST LIMITER	55470.0000	
6	2	SCREW, THD PH SST 6-32 X 1.00 LKG	56782.0000	
7	1	ASSEMBLY, COLLAR, GRINDER W/ DETENT	55375.1103	
8	1	AGITATOR, BEAN	46843.0000	
9	3	SCREW, PNH PHH 6-32 1.0LG SST LKG	58762.0000	
11	1	SET SCREW, CONE PT SST .25 X 1 LKG		
12	2	KIT, GRINDER BURRS	48791.1001	
13	1	FILTER, FERRITE EMI	43384.0001	
14	1	TIE, CABLE-NYLON BLK 4.04 LG	36329.0006	

# FAST CUP (WITH AUTO CLEAN) ASSEMBLIES



## Brew Module Assembly



# FAST CUP (WITH AUTO CLEAN) ASSEMBLIES

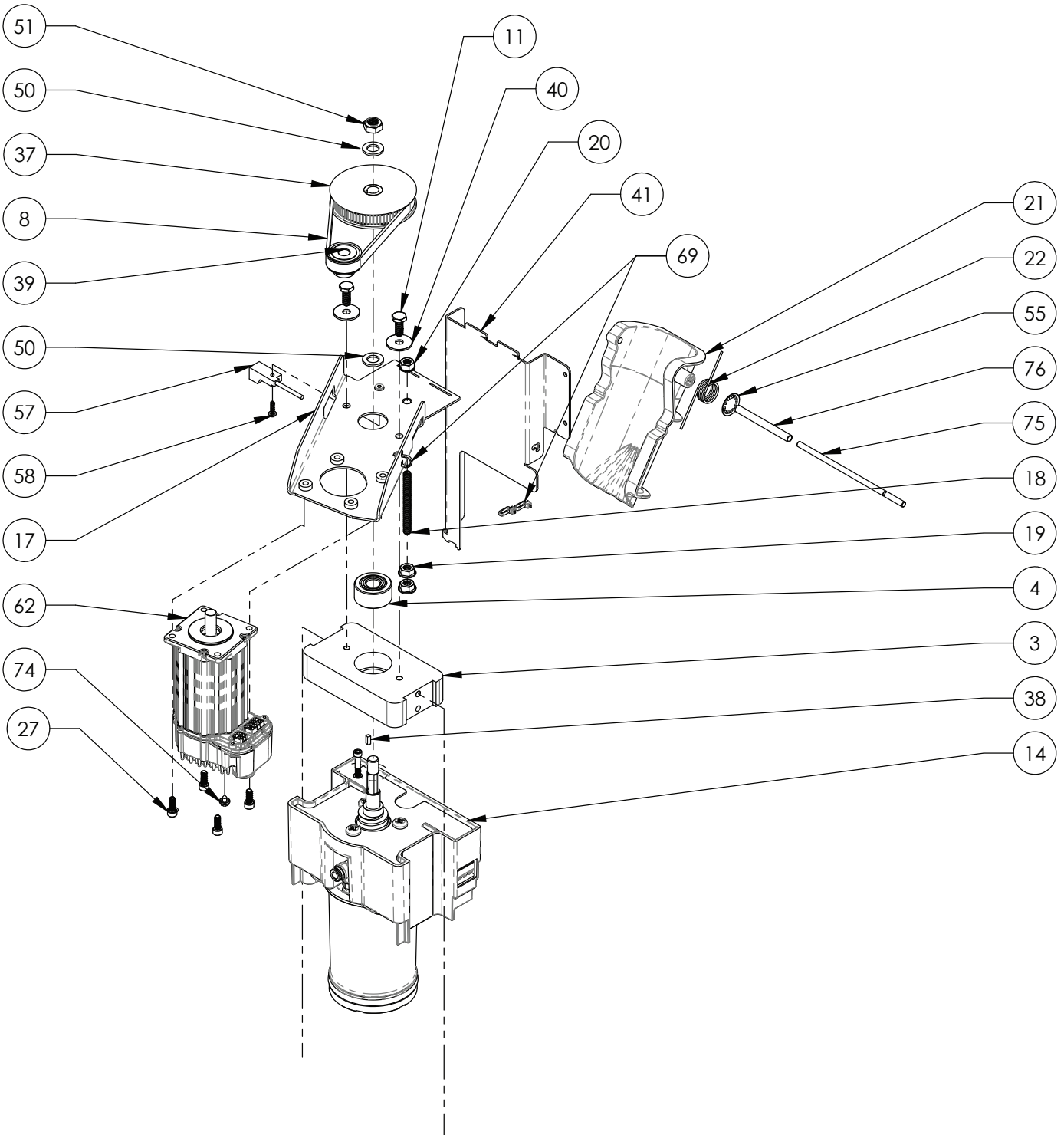
## Brew Module Assembly

ITEM	QTY	DESCRIPTION	PART NO.	NOTES
1	-	KIT, NEW FC BREW MODULE ASSEMBLY COMPLETE	54532.1050	NEW
2	-	KIT, FC BREW MOD ASSEMBLY COMPLETE (REFURB)	54532.1150	REFURB

# FAST CUP (WITH AUTO CLEAN) ASSEMBLIES



## Brew Module Assembly Exploded & PM Kits



# FAST CUP (WITH AUTO CLEAN) ASSEMBLIES

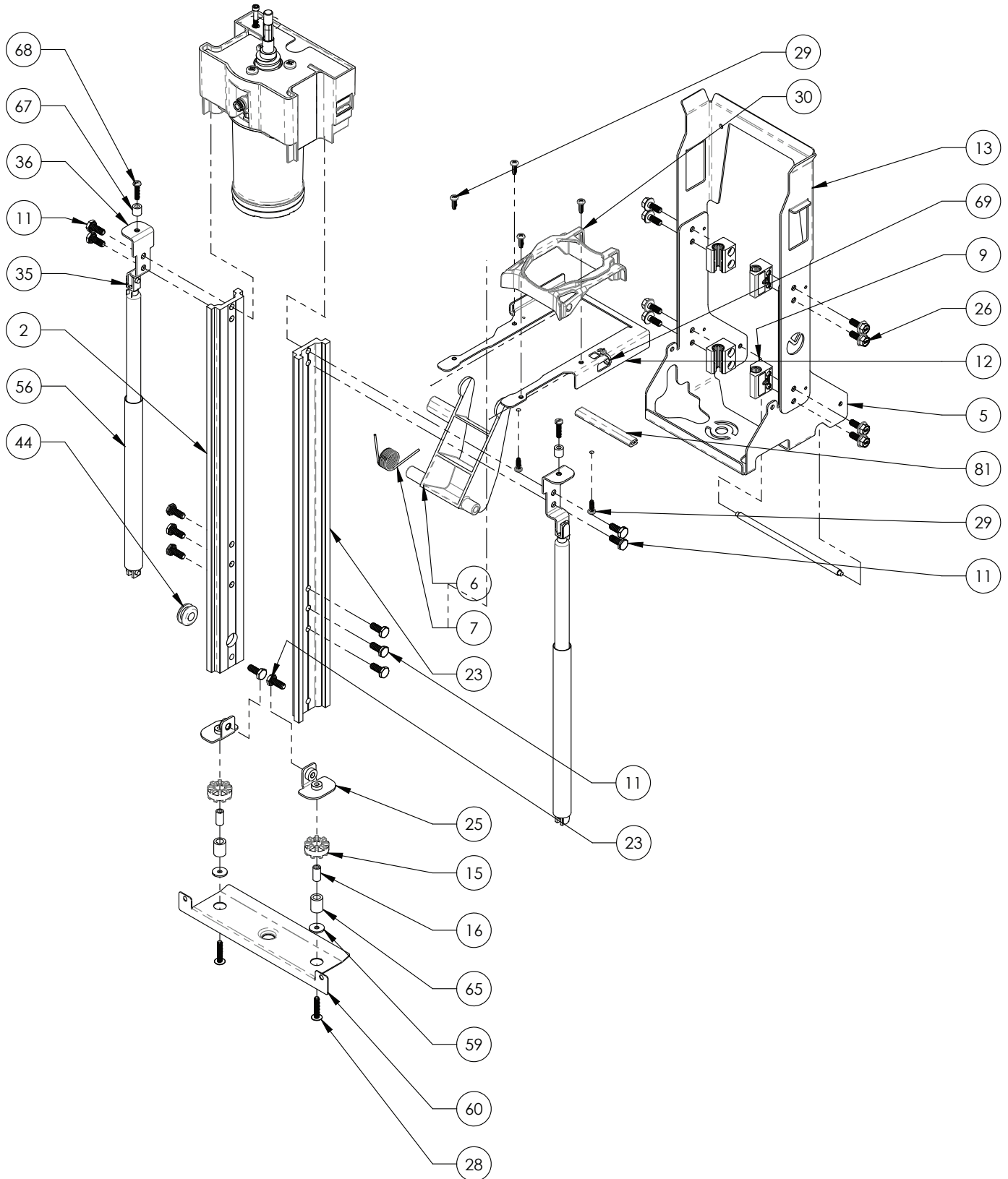
## Brew Module Assembly Exploded & PM Kits

ITEM	QTY	DESCRIPTION	PART NO.	NOTES
3	1	PLATE, BEARING SUPPORT		
4	1	BEARING, 12MM ID DBL ROW SEALED		
8	1	BELT, TIMING GT3 113 TOOTH		
11	14	SCREW, HEX HD .25-20X.63 LOCK	58693.0000	
14	1	LATCH ASSEMBLY		
17	1	BRACKET ASSY, FUNNEL		
18	1	SET SCREW, SST 1/4-20	55162.0000	
19	2	NUT, FLANGE 1/4-20	55854.0000	
20	1	NUT, KEPS .25-20 ZINC PLTD	23700.0000	
21	1	FUNNEL, GROUNDS FLUTED		
22	1	SPRING, TORSION		
27	4	SCREW, SKT SST LKG 10-32 X .5	55865.0001	
37	1	PULLEY, TIMING BELT 72 TEETH 10MM BORE		
38	1	KEY, 3MM SQ X .5 UNDERSIZED		
39	1	PULLEY, TIMING BELT 24 TOOTH .375 BORE		
40	4	WASHER, FLAT .266 X .875 SST	57954.0000	
41	1	BRACKET, FUNNEL SUPPORT		
50	2	WASHER, M10 X 19 MM OD SST		
51	1	NUT, 3/8 - 16 LOCKING	55047.0002	
55	1	PUSH RING, EXTERNAL 1.0 DIA SHAFT		
57	1	SENSOR ASSEMBLY, PROXIMITY	48985.0000	
58	1	SCREW, #4-40 X .50 PH W.ISP LOCK WASHER	48817.0000	
62	1	MOTOR, DC SERVO W/SOFTWARE	54658.1003	
69	2	TIE, CABLE NYLON BLACK 4.04 LG	36329.0000	
72	1	WIRING HARNESS, BREW MODULE	55235.0001	Not Illustrated
74	1	SCREW. HEX CRIMPTITE #6 X .25	02332.0001	
75	1	SHAFT, GROUNDS FUNNEL		
76	1	SLEEVE, GROUNDS FUNNEL SHAFT		
<b>The following items are not illustrated</b>				
	1	20K PM KIT, PREMIA INCLUDES:	58749.0000	
	1	O-RING, 334 SILICONE, UPPER PISTON		
	1	SCREEN, SST PREMIA, UPPER PISTON		
	3	ACTUATOR, RESERVOIR FLOATING		
	1	O-RINGS, FAST CUP/PREMIA DRIP TRAY		
	1	INSTRUCTIONS, 20K PM KIT-PREMIA		
	1	KIT, NONREMOVABLE SWIPER		
	1	PM KIT, PREMIA 80K INCLUDES:	58749.0001	
	3	ACTUATOR, RESERVOIR FLOATING		
	1	O-RINGS, FAST CUP/PREMIA DRIP TRAY		
	1	KIT, NEW FC BREW MODULE ASSEMBLY COMPLETE		
	1	INSTRUCTIONS, 80K PM KIT-PREMIA		

# FAST CUP (WITH AUTO CLEAN) ASSEMBLIES



## Brew Module Assembly Exploded & PM Kits



# FAST CUP (WITH AUTO CLEAN) ASSEMBLIES

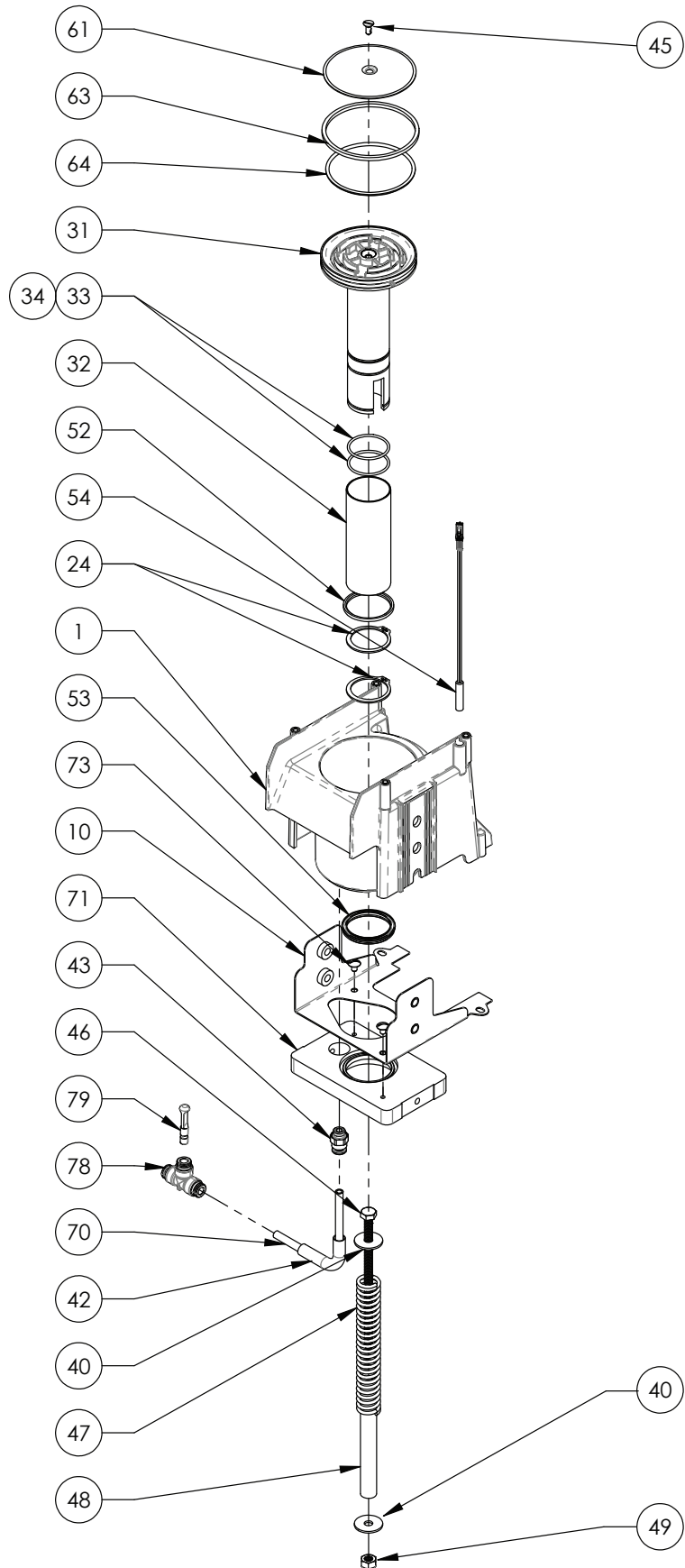
## Brew Module Assembly Exploded & PM Kits

ITEM	QTY	DESCRIPTION	PART NO.	NOTES
2	1	RAIL, LEFT HAND	54527.0002	
5	1	BRACKET, LOWER SLIDE		
6	1	LEVER, PUCK EJECTOR	54510.0000	
7	1	SPRING, TORSION 7.5 IN-LBS SST		
9	4	BEARING, LINEAR GUIDE		
11	14	SCREW, HEX HD .25-20X.63 LOCK	58693.0000	
12	1	BRACKET, SWIPER RAILS		
13	1	BRACKET, UPPER SLIDE	54524.0000	
15	2	BUSHING, VIBRATION DAMPING		
16	2	SPACER, VIBRATION MOUNT		
23	1	RAIL, RIGHT HAND	54528.0002	
25	2	BRACKET WELDMENT, LOWER MOUNT		
26	8	BOLT, M6 X 1 X 16MM	54661.0001	
28	2	SCREW	54844.0000	
29	6	SCREW, #8 X .50 TYPE 25	55855.0000	
30	1	KIT, NONREMOVABLE SWIPER	58751.1100	
35	2	SPRING ASSEMBLY GAS 150MM	54806.0001	
36	2	BRACKET ASSEMBLY, GAS SPRING		
44	2	GROMMET, .375 ID		
56	2	KIT, TUBE POLYETHYLENE 8.00IN LG	55175.1000	
59	2	WASHER, .188 ID X .625 OD SST	43951.0000	
60	1	BRACKET, BREW CHAMBER MOUNT		
65	2	TUBE, SPACER VIBRATION DAMPER 0.62 IN LG		
67	2	SPACER, NYL .19 ID X .37 OD X .375	01533.0005	
68	2	SCREW, PNH SLTED SST 8-32 X .75	01370.0000	
69	2	TIE, CABLE - NYLON BLK 4.04 LG	36329.0000	
81		EDGING, TRIM LOK-BLACK 3.2LG		Order Item 82
<b>The following items are not illustrated</b>				
82	-	EDGING, TRIM LOK-BLACK 18.0"LG	02712.1000	
	-	EDGING, TRIM LOK-BLACK 44.25"L	02712.1001	
	-	EDGING, TRIM LOK-BLACK 44.25LG	02712.1002	

# FAST CUP (WITH AUTO CLEAN) ASSEMBLIES



## Brew Module Assembly Exploded & PM Kits



# FAST CUP (WITH AUTO CLEAN) ASSEMBLIES

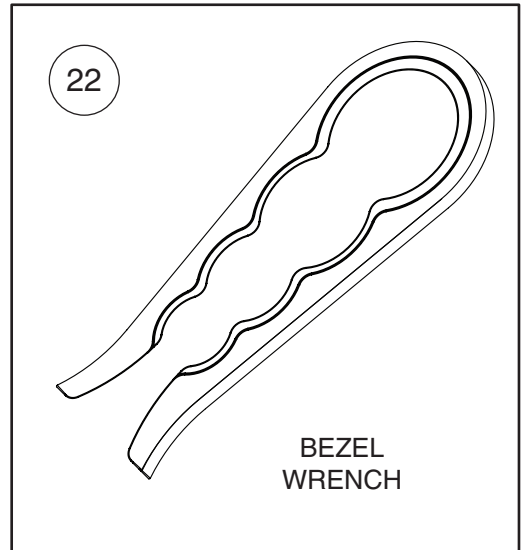
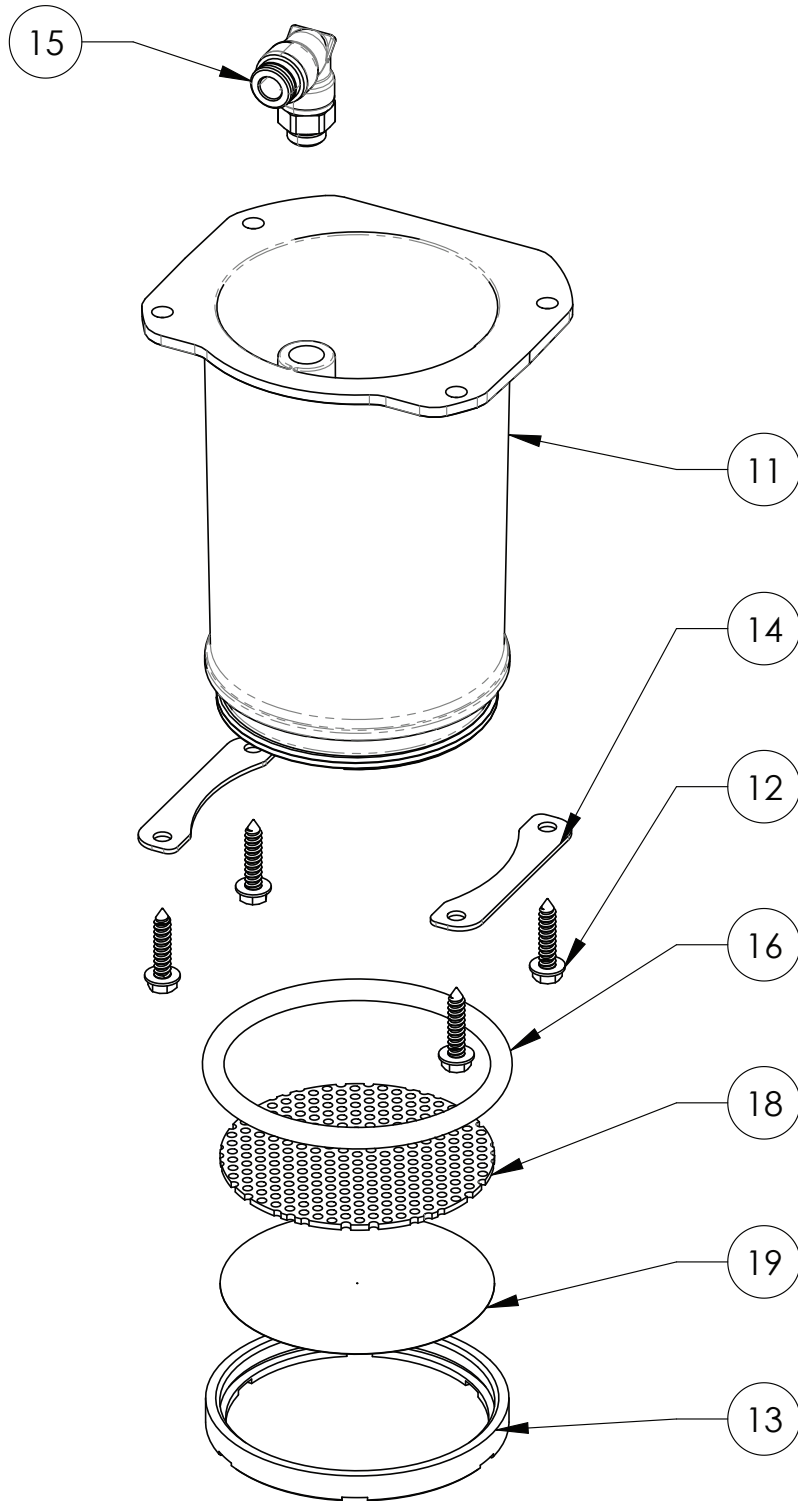
## Brew Module Assembly Exploded & PM Kits

ITEM	QTY	DESCRIPTION	PART NO.	NOTES
1	1	CHAMBER, BREW		
10	1	WELDMENT, BREW CHAMBER SUPPORT		
24	2	RING, RETAINING 1.156	57955.0000	
31	1	PISTON, LOWER	54507.0010	
32	1	TUBE, LOWER PISTON 1.375 OD SST		
33	2	O-RING #025 BUNA-N 70 DUR	57953.0000	
34		LUBRIFILM TUBES, 4OZ HAYNES	M2550.0000	
40	4	WASHER, FLAT .266 X .875 SST	57954.0000	
42	1	FLOW BEND TUBE, SURE TAMP	34282.0003	
43	1	FITTING, 6MM	55171.0000	
45	1	SCREW, FLH SLTD SST 8-32 x .38 W/ LOCK	01359.0002	
46	1	SCREW, HEX 1/4 - 20 X 5		
47	1	SPRING, LOWER PISTON		
48	1	SPACER, NYLON TUBE .5 OD X 4.5 IN LG		
49	1	NUT, ELASTIC LOCK .25 - 20 ZINC	00987.0001	
52	1	SEAL, SHAFT SCRAPER	58723.0000	
53	1	SEAL, ENERGIZED	57881.0000	
54	1	REED SWITCH ASSEMBLY	49078.0000	
61	1	SCREEN, SST FAST CUP LOWER PISTON	55361.0000	
63	1	SEAL, PISTON SCRAPER	57683.0000	
64	1	SEAL, PISTON ENERGIZER	57684.0001	
70	1	TUBE, 6MM OD X 5.5 LG		Order Item 80
71	1	BLOCK, CHAMBER MOUNT		
73	2	SCREW, TRH SLTD SST 8-32 X .25 LG	01311.0001	
78	1	FITTING, TEE 6MM PPSU	53411.0000	
79	1	PLUG, PUSH TO CONN 6MM OD	54811.0000	
<b>The following items are not illustrated</b>				
80	-	TUBING, 1 FOOT - 6MM	55176.1000	
	-	TUBING, 3 FOOT - 6MM	55176.1001	
	-	TUBING, 10 FOOT - 6MM	55176.1002	

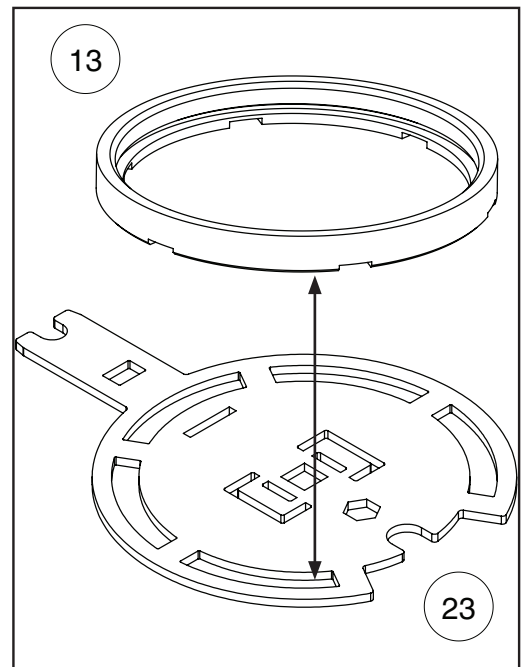
# FAST CUP (WITH AUTO CLEAN) ASSEMBLIES



## Upper Piston Assembly



55419.0000 01



58868.0000

# FAST CUP (WITH AUTO CLEAN) ASSEMBLIES

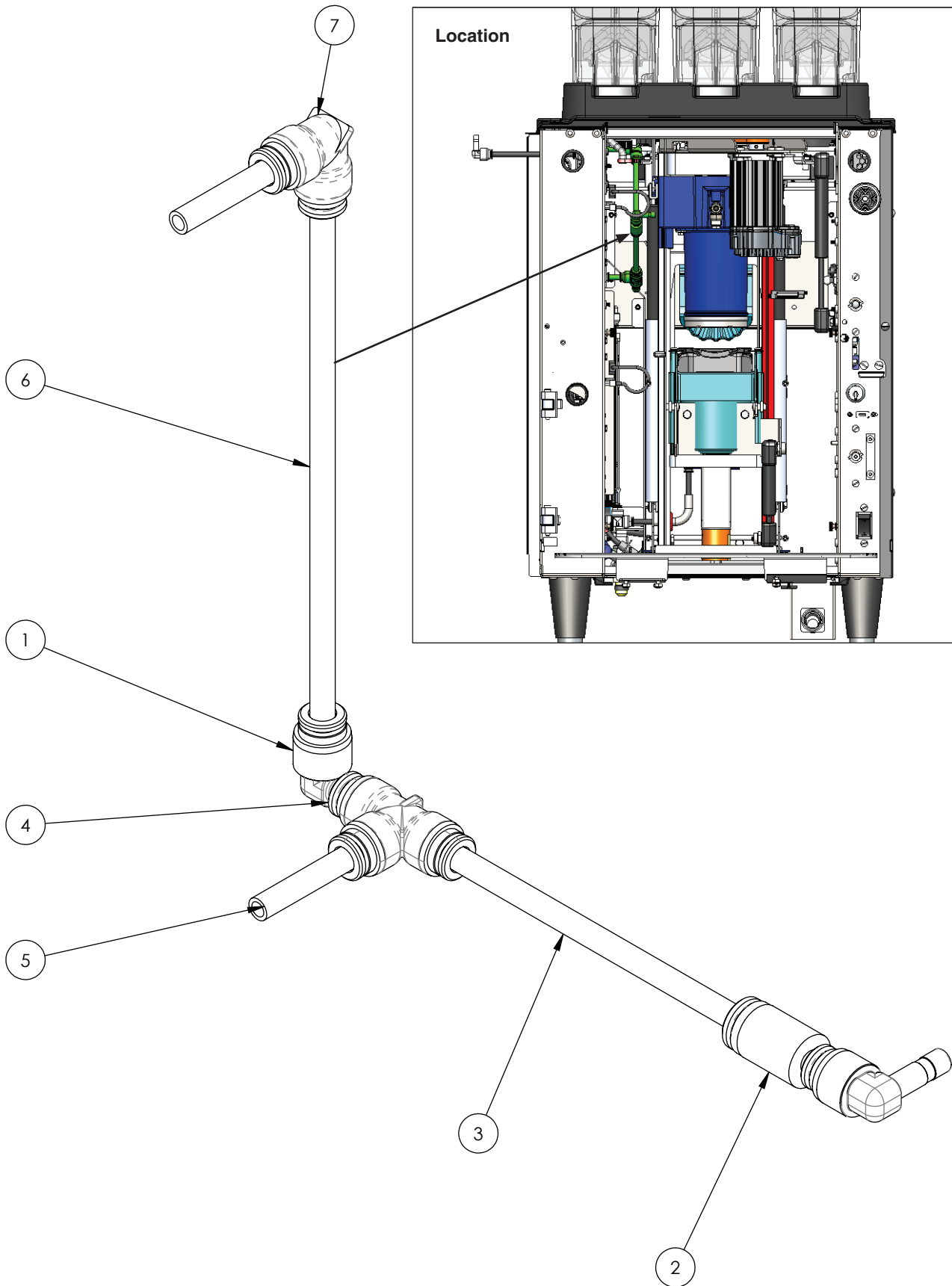
## Upper Piston Assembly

ITEM	QTY	DESCRIPTION	PART NO.	NOTES
11	1	PISTON, UPPER	54508.0005	
12	4	SCREW, HEX HD 8-15 THD FORMING		
13	1	BEZEL, FILTER SCREEN	46412.0003	
14	2	PLATE, UPPER PISTON		
15	1	FITTING, ELBOW 6MM G18 BSP PPSU	53414.0000	
16	1	O-RING, 334 SILICONE	55166.0000	
17	2	SCREW, #8 X .50 TYPE 25		
18	1	PLATE, SUPPORT UPPER PISTON	55359.0002	
19	1	SCREEN, SST UPPER PISTON	55360.0005	
22	-	BEZEL WRENCH	55419.0000	Early Style
23	-	KIT TOOL, BREW MODULE FAST	58868.1000	Designed to Loosen/ Tighten Bezel

# FAST CUP (WITH AUTO CLEAN) ASSEMBLIES



## Brew Chamber Plumbing Assembly



# FAST CUP (WITH AUTO CLEAN) ASSEMBLIES

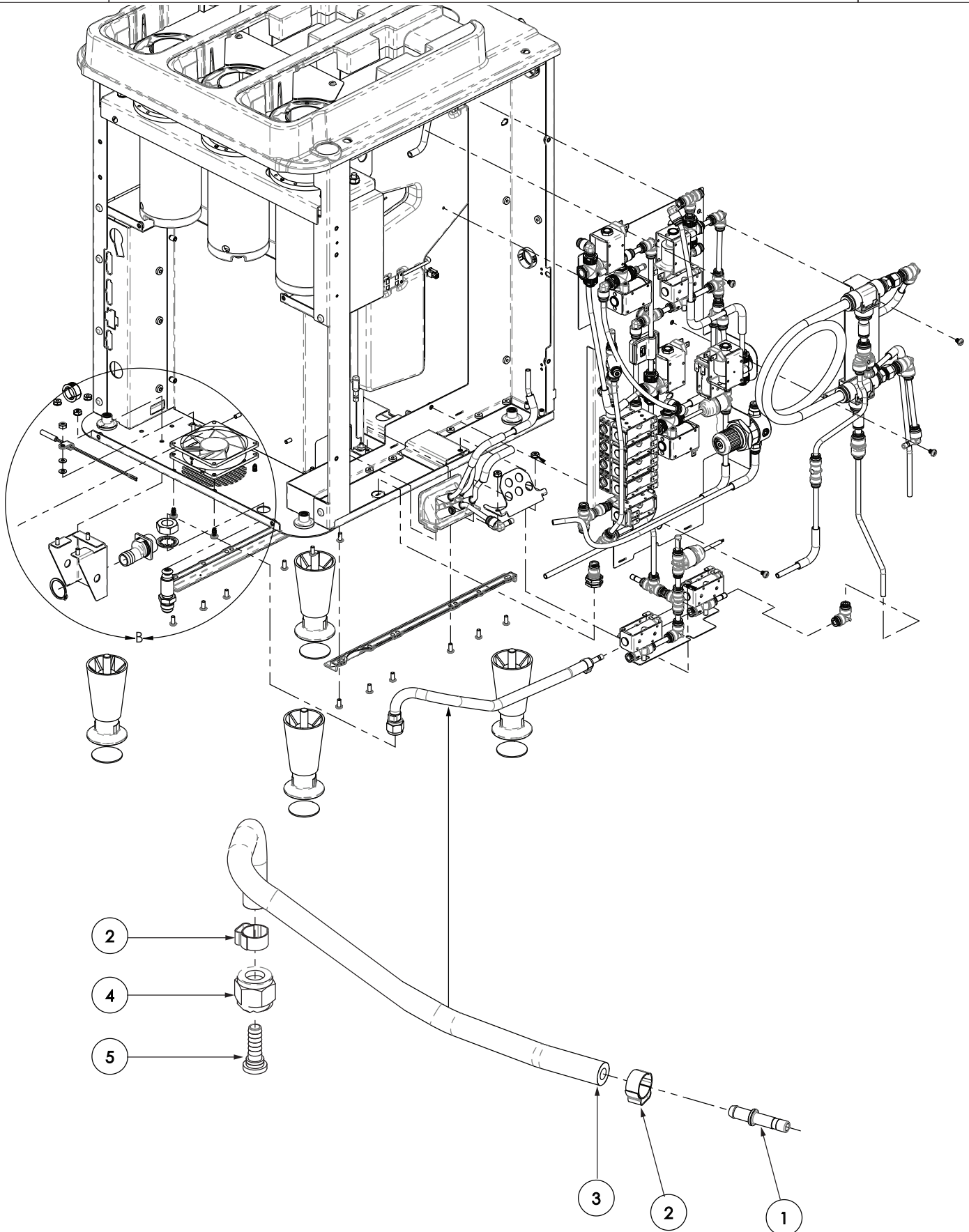
## Brew Chamber Plumbing Assembly

ITEM	QTY	DESCRIPTION	PART NO.	NOTES
1	2	FITTING, ELBOW 6MM TUBE 6MM STEM PPSU	53998.0000	
2	1	FILTER, SCREEN UNION 6MM	54091.0000	
3	1	TUBE, 6MM OD X 5.0 LG		Order Item 8
4	1	FITTING, TEE 6MM PPSU	53411.0000	
5	2	TUBE, 6MM OD X 1.75 LG		Order Item 8
6	1	TUBE, 6MM OD X 7.0 LG		Order Item 8
7	1	ELBOW, 90° 6MM CONNECTOR	55523.0000	
<b>The following items are not illustrated</b>				
8	-	KIT, TUBE PVDF 6MM OD X 1FT LG	55176.1000	
		KIT, TUBE PVDF 6MM OD X 3FT LG	55176.1001	
		KIT, TUBE PVDF 6MM OD X 10FT LG	55176.1002	

# FAST CUP (WITH AUTO CLEAN) ASSEMBLIES



## Inlet to Fill Valve Tube Assembly



# FAST CUP (WITH AUTO CLEAN) ASSEMBLIES

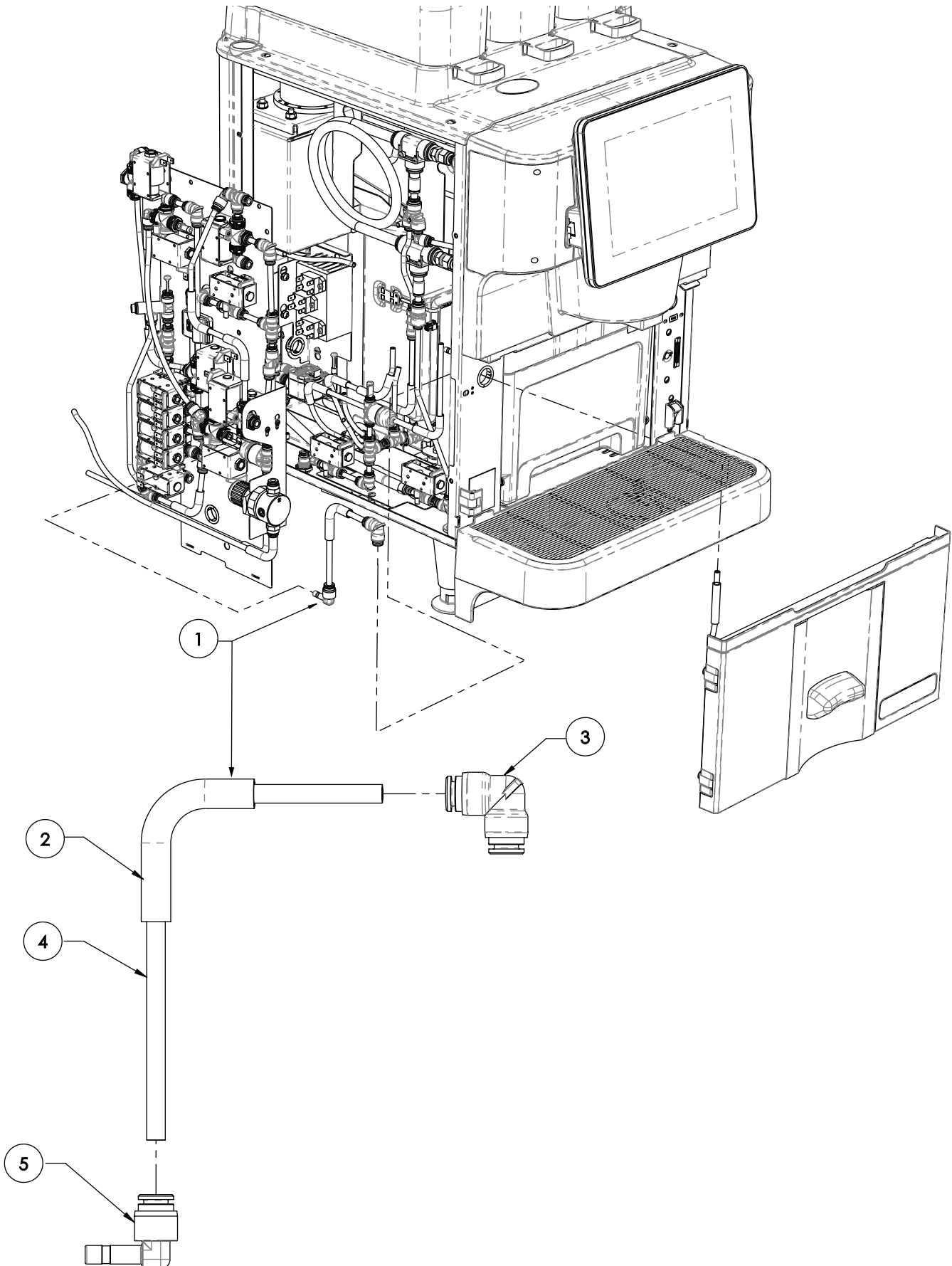
## Inlet to Fill Valve Tube Assembly

ITEM	QTY	DESCRIPTION	PART NO.	NOTES
1	1	FITTING, 6MM PPSU TUBE 4MM ID	53408.0001	
2	2	CLAMP, SST-.406/.504 DIA#12.8	21275.0006	
3	1	HOSE, .25 ID X 15.0 LG BRAID		Order #6
4	1	NUT,HEX .38 FLARE	33150.0000	
5	1	NIPPLE, SST .25 BARB X .375 FEMALE FLARE		
<b>The following items are not illustrated</b>				
6	-	HOSE, .25 ID x 120 LG BRAID	32745.1002	

# FAST CUP (WITH AUTO CLEAN) ASSEMBLIES



## Door To Auto Clean Valve Tube Assembly



# FAST CUP (WITH AUTO CLEAN) ASSEMBLIES

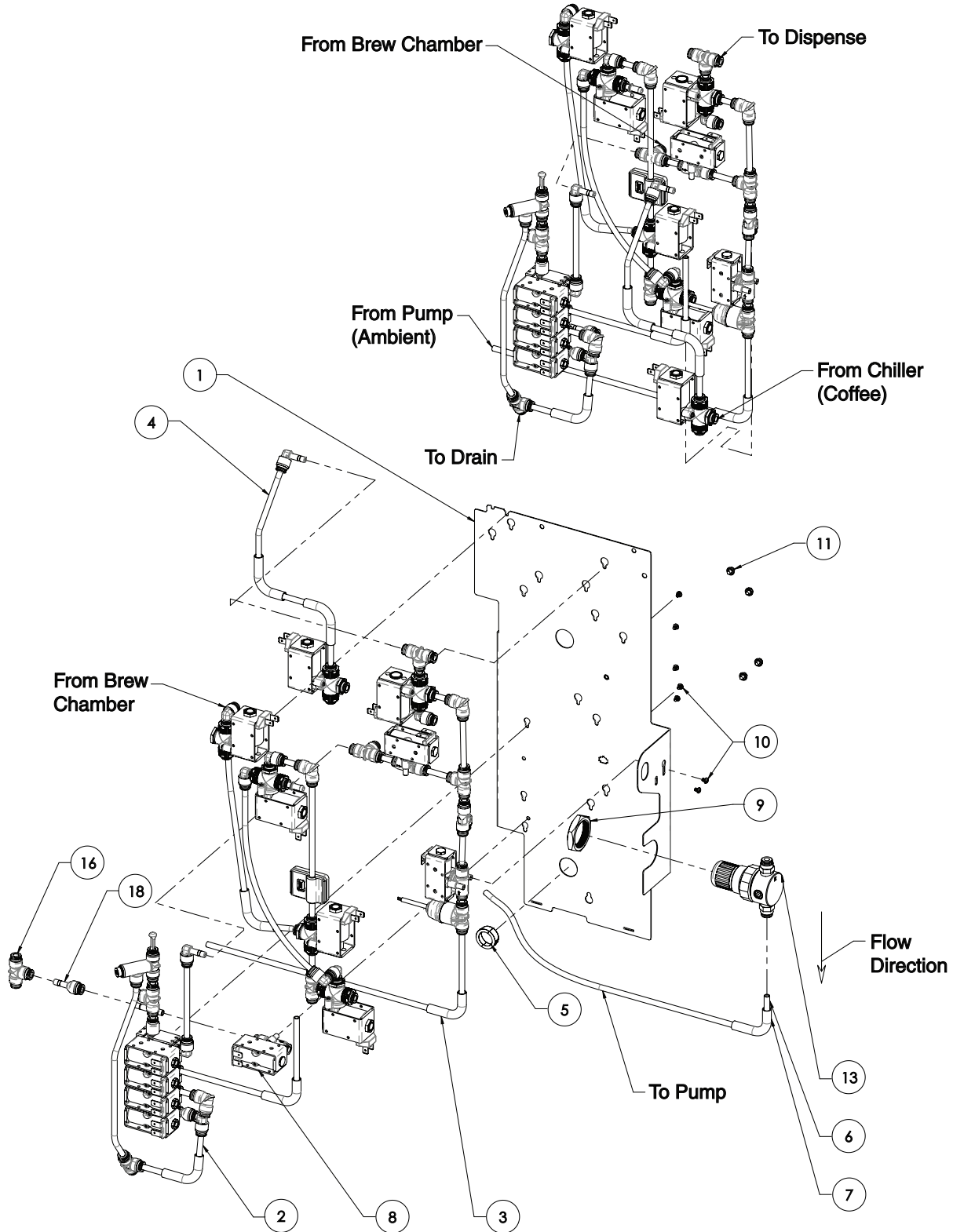
## Door To Auto Clean Valve Tube Assembly

ITEM	QTY	DESCRIPTION	PART NO.	NOTES
1	1	TUBE ASSY, DOOR TO AC VALVE		
2	1	FLOW BEND TUBE, SURE TAMP	34282.0003	
3	1	ELBOW, 90° 6MM CONNECTOR	55523.0000	
4	1	TUBE, 6MM OD X 7.0 LG		
5	1	FITTING, ELBOW 6MM TUBE 6MM STEM PPSU	53998.0000	
<b>The following items are not illustrated</b>				
6	-	KIT, TUBE PVDF 6MM OD X 1FT LG	55176.1000	
		KIT, TUBE PVDF 6MM OD X 3FT LG	55176.1001	
		KIT, TUBE PVDF 6MM OD X 10FT LG	55176.1002	

# VALVE PANEL & DRAIN MANIFOLD PLUMBING ASSEMBLY



## Valve Panel Assemblies



# VALVE PANEL & DRAIN MANIFOLD PLUMBING ASSEMBLY

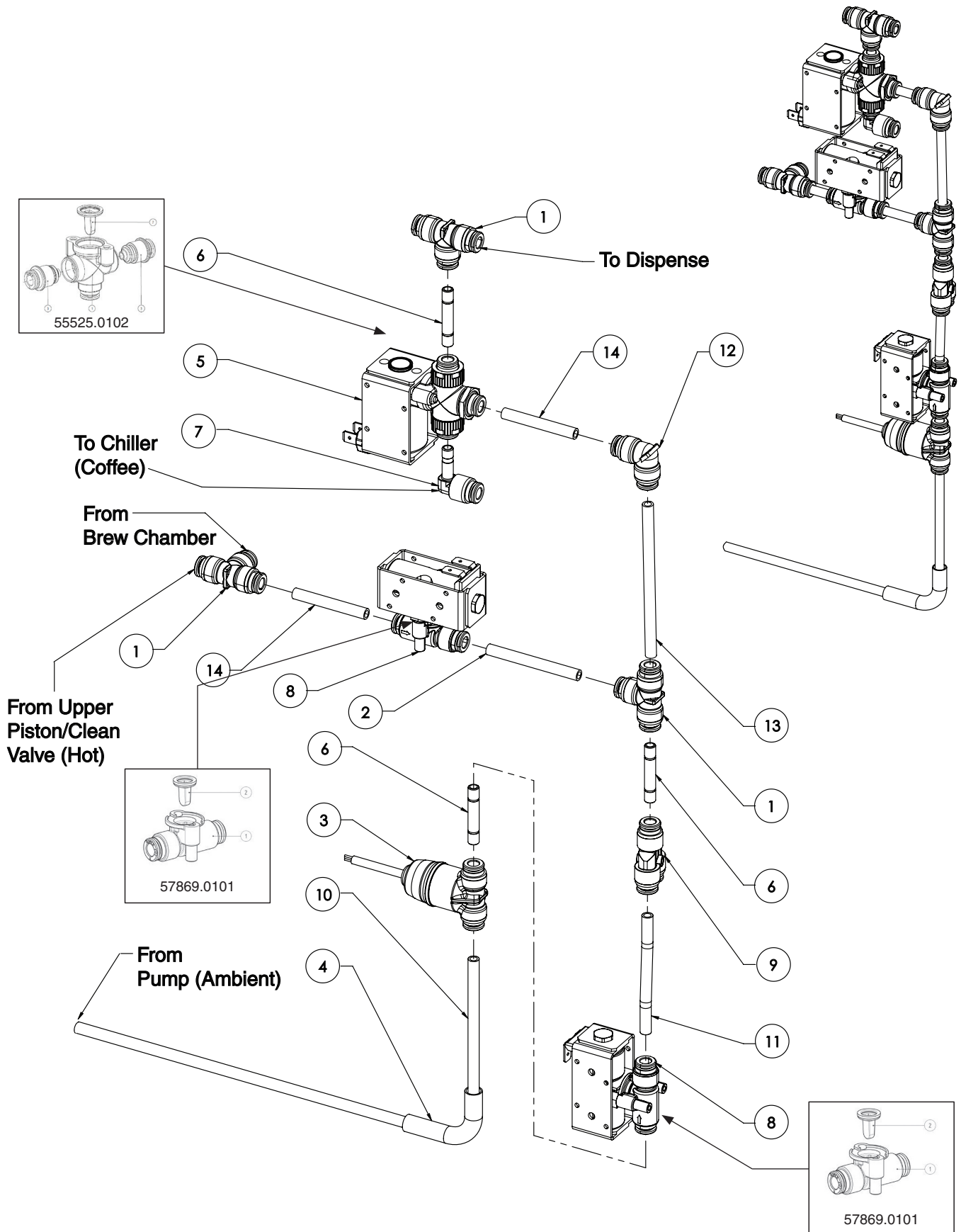
## Valve Panel Assemblies

ITEM	QTY	DESCRIPTION	PART NO.	NOTES
1	1	WLDMT, VALVE MOUNT 54815.0015		
2	1	ASSY, PLUMBING VALVE CLUSTER		
3	1	ASSY, PLUMBING UPPER FAST BREW		
4	1	ASSY, PLUMBING CHILLER DRAIN		
5	1	BUSHING, OCB-875 NYL BLK .671ID	00606.0000	
6	1	TUBE, 6MM OD X 17.0 LG	55176.0013	Order item 19
7	1	FLOW BEND TUBE, SURE TAMP	34282.0003	
8	1	VALVE, 24V 2.5MM ORIFICE 2WAY N.C.	57869.0001	
9	1	NUT, PLASTIC MOUNTING NORGREN MACH	54572.0001	
10	7	SCREW, PAN HEAD M3 X 4 ZP	24003.0201	
11	12	SCREW,HEX CRIMPTITE"AB"#6X.25	02332.0001	
12	1	WIRING HARN, MAIN VALVE	55237.0002	
13	1	REGULATOR ASSY, WATER 0-125 PSIG BRASS	58754.1000	
14	1	ASSY, PLUMBING AUTO CLEAN 56224.0013		
15	1	WIRING HARNESS, CLEAN IN PLACE	59090.0001	Not Illustrated
16	1	FITTING, TEE 6MM PPSU	53411.0000	
17	1	FITTING, UNION STEM	53409.0000	
18	1	THROTTLE, FIXED PPSU 6MM X 1.75DN	55546.0000	
<b>The following items are not illustrated</b>				
19	-	KIT, TUBE PVDF 6MM OD X 1FT LG	55176.1000	
		KIT, TUBE PVDF 6MM OD X 3FT LG	55176.1001	
		KIT, TUBE PVDF 6MM OD X 10FT LG	55176.1002	

# VALVE PANEL & DRAIN MANIFOLD PLUMBING ASSEMBLY



## Upper Fast Brew Plumbing Assembly



# VALVE PANEL & DRAIN MANIFOLD PLUMBING ASSEMBLY

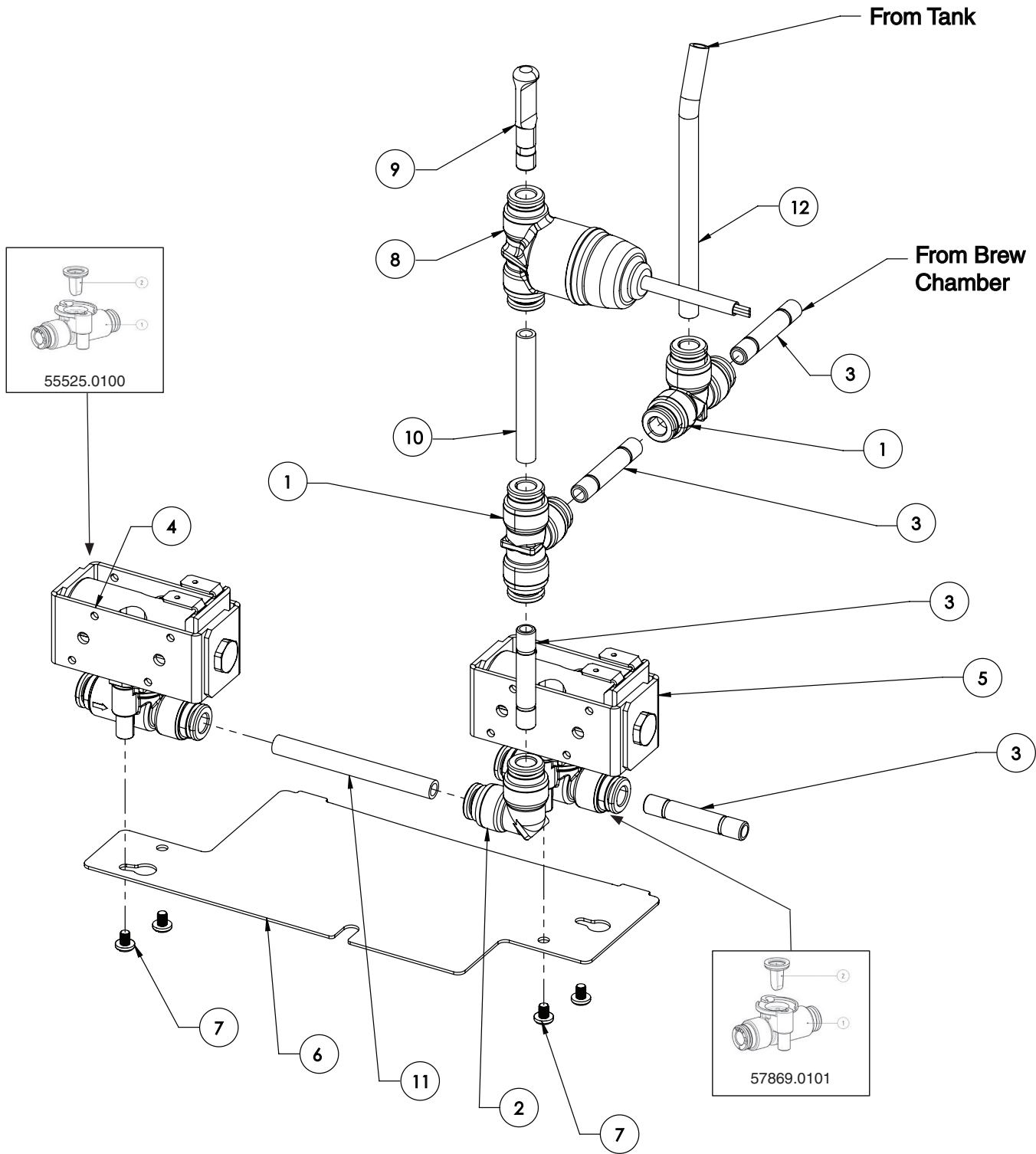
## Upper Fast Brew Plumbing Assembly

ITEM	QTY	DESCRIPTION	PART NO.	NOTES
1	3	FITTING, TEE 6MM PPSU	53411.0000	
2	1	TUBE, 6MM OD X 2.2 LG		Order Item 15
3	1	PRESSURE SENSOR ASSY, 6MM TUBE	54004.0002	
4	1	FLOW BEND TUBE, SURE TAMP	34282.0003	
5	1	VALVE, SOLENOID 24V 3 WAY	55525.0002	
	1	VALVE KIT, SOLENOID 24V 3 WAY	55525.0102	Valve Kit (Re-build) Includes The Following Three items
	1	1. 3/2 WAY COMPLETE VALVE BODY		
	2	2. DIAPHRAM 3. CONNECTION UNIT		
6	3	FITTING, UNION STEM	53409.0000	
7	1	FITTING, ELBOW 6MM TUBE 6MM STEM PPSU	53998.0000	
8	2	VALVE, 24V 2.5MM ORIFICE 2WAY N.C.	57869.0001	
		VALVE KIT, SOLENOID 24V 2 WAY N.C	57869.0101	Valve Kit (Re-build) Includes The Following Two items
		1. 2/2 WAY COMPLETE VALVE BODY 2. MEMBRANE DIAPHRAM		
9	1	FITTING, Y 6MM PPSU	53416.0000	
10	1	TUBE, 6MM OD X 17.0 LG		Order Item 15
11	1	TUBE, 6MM OD X 2.75 LG		Order Item 15
12	1	ELBOW, 90° 6MM CONNECTOR	55523.0000	
13	1	TUBE, 6MM OD X 3.75 LG		Order Item 15
14	2	TUBE, 6MM OD X 1.75 LG		Order Item 15
<b>The following items are not illustrated</b>				
15	-	KIT, TUBE PVDF 6MM OD X 1FT LG	55176.1000	
		KIT, TUBE PVDF 6MM OD X 3FT LG	55176.1001	
		KIT, TUBE PVDF 6MM OD X 10FT LG	55176.1002	

# VALVE PANEL & DRAIN MANIFOLD PLUMBING ASSEMBLY



## Inlet/Drain Valve Plumbing Assembly



# VALVE PANEL & DRAIN MANIFOLD PLUMBING ASSEMBLY

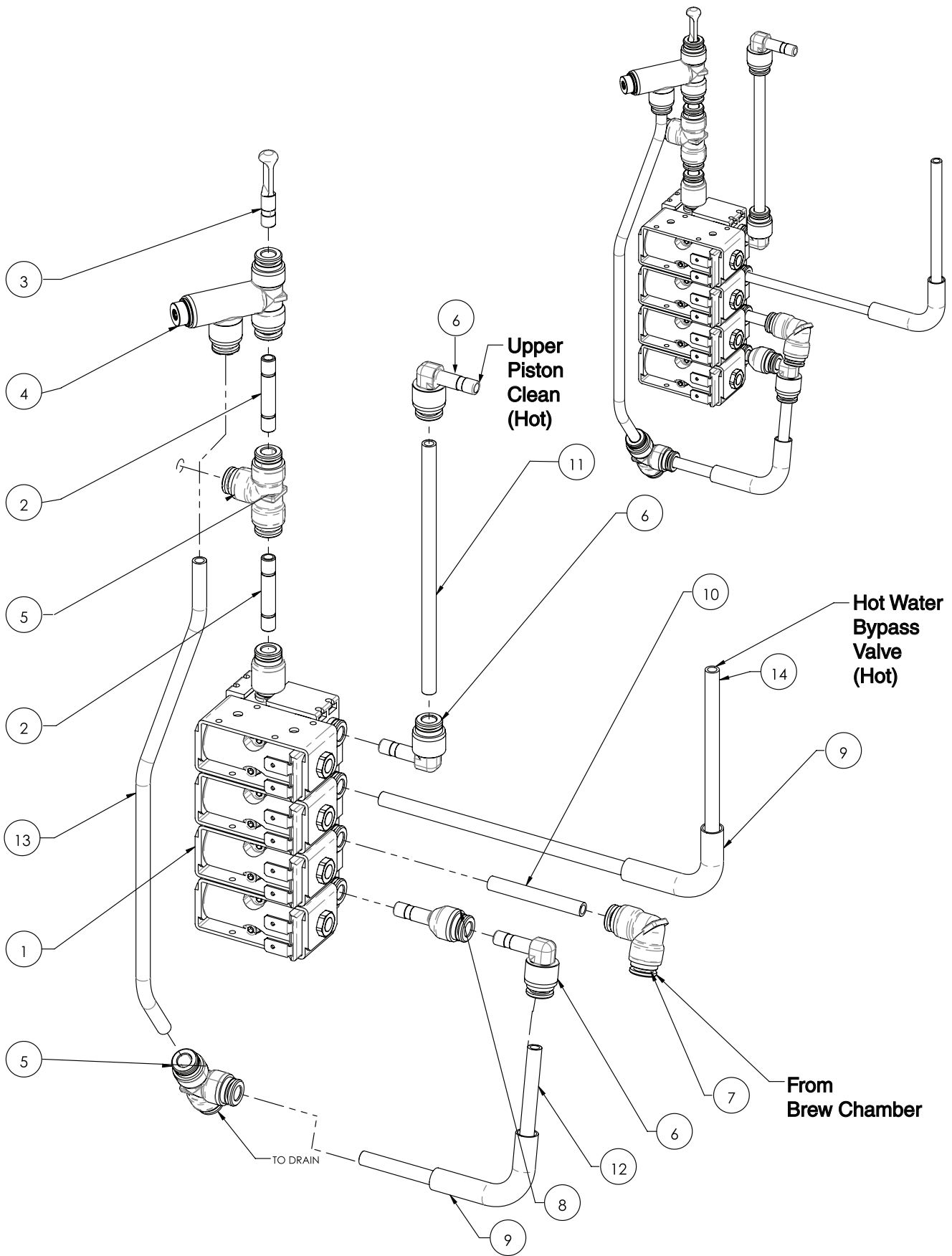
## Inlet/Drain Valve Plumbing Assembly

ITEM	QTY	DESCRIPTION	PART NO.	NOTES
1	2	FITTING, TEE 6MM PPSU	53411.0000	
2	1	ELBOW, 90° 6MM CONNECTOR	55523.0000	
3	4	FITTING, UNION STEM	53409.0000	
4	1	VALVE, 24V 2.0MM ORIFICE 2WAY N.O.	57869.0000	
		VALVE KIT, SOLENOID 24V 2 WAY N.O. 1. 2/2 WAY COMPLETE VALVE BODY 2. MEMBRANE DIAPHRAM	57869.0100	
5	1	VALVE, 24V 2.5MM ORIFICE 2WAY N.C.	57869.0001	
		VALVE KIT, SOLENOID 24V 2 WAY N.C 1. 2/2 WAY COMPLETE VALVE BODY 2. MEMBRANE DIAPHRAM	57869.0101	Valve Kit (Re-build) Includes The Following Two items
6	1	PLATE, INLET/DRAIN VALVE		
7	4	SCREW, PAN HEAD M3 X 4 ZP	24003.0201	
8	1	PRESSURE SENSOR ASSY, 6MM TUBE	54004.0002	
9	1	PLUG, PUSH TO CONN 6MM OD	54811.0000	
10	1	TUBE, 6MM OD X 1.75 LG		Order Item 13
11	1	TUBE, 6MM OD X 2.2 LG		Order Item 13
12	1	TUBE, 6MM OD X 3.75 LG		Order Item 13
<b>The following items are not illustrated</b>				
13	-	KIT, TUBE PVDF 6MM OD X 1FT LG	55176.1000	
		KIT, TUBE PVDF 6MM OD X 3FT LG	55176.1001	
		KIT, TUBE PVDF 6MM OD X 10FT LG	55176.1002	

# VALVE PANEL & DRAIN MANIFOLD PLUMBING ASSEMBLY



## Valve Cluster Plumbing Assembly



# VALVE PANEL & DRAIN MANIFOLD PLUMBING ASSEMBLY

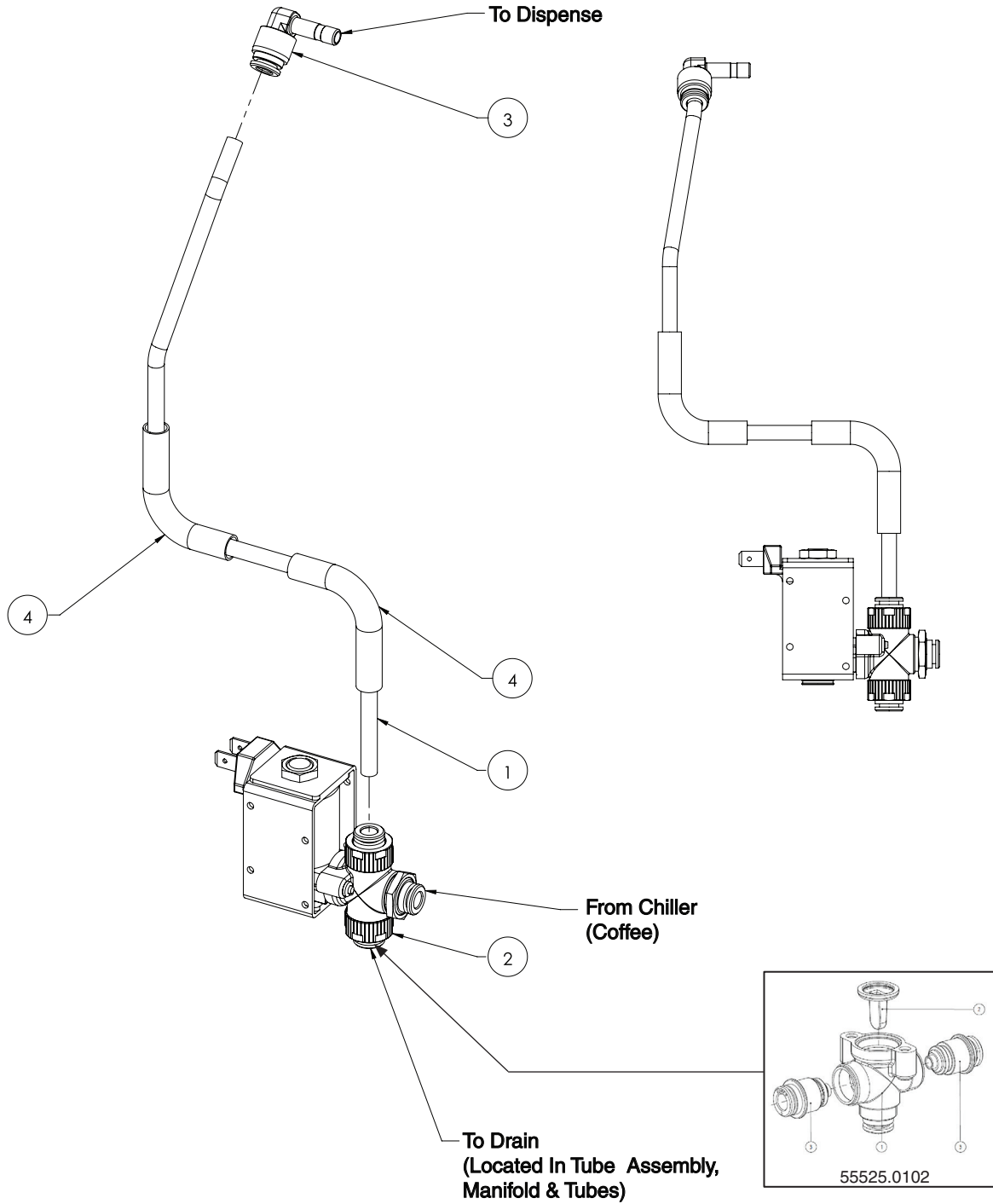
## Valve Cluster Plumbing Assembly

ITEM	QTY	DESCRIPTION	PART NO.	NOTES
1	1	VALVE, BATTERY 4 SOLENOID	57868.0000	
2	2	FITTING, UNION STEM SST	53409.0000	
3	1	PLUG, PUSH TO CONN 6MM OD	54811.0000	
4	1	VALVE, PRESSURE CONTROL 6MM	55524.0000	
5	2	FITTING, TEE 6MM PPSU	53411.0000	
6	3	FITTING, ELBOW 6MM TUBE 6MM STEM PPSU	53998.0000	
7	1	ELBOW, 90° 6MM CONNECTOR	55523.0000	
8	1	THROTTLE, FIXED PPSU 6MM	55546.0000	
9	2	FLOW BEND TUBE, SURE TAMP	34282.0003	
10	1	TUBE, 6MM OD X 1.75 LG		Order #15
11	1	TUBE, 6MM OD X 4.7 LG		Order #15
12	1	TUBE, 6MM OD X 5.5 LG		Order #15
13	1	TUBE, 6MM OD X 9.2 LG		Order #15
14	1	TUBE, 6MM OD X 10.25 LG		Order #15
<b>The following items are not illustrated</b>				
15	-	TUBING, 1 FOOT - 6MM	55176.1000	Not Illustrated
	-	TUBING, 3 FOOT - 6MM	55176.1001	Not Illustrated
	-	TUBING, 10 FOOT - 6MM	55176.1002	Not Illustrated

# VALVE PANEL & DRAIN MANIFOLD PLUMBING ASSEMBLY



## Chiller Drain Plumbing Assembly



# VALVE PANEL & DRAIN MANIFOLD PLUMBING ASSEMBLY

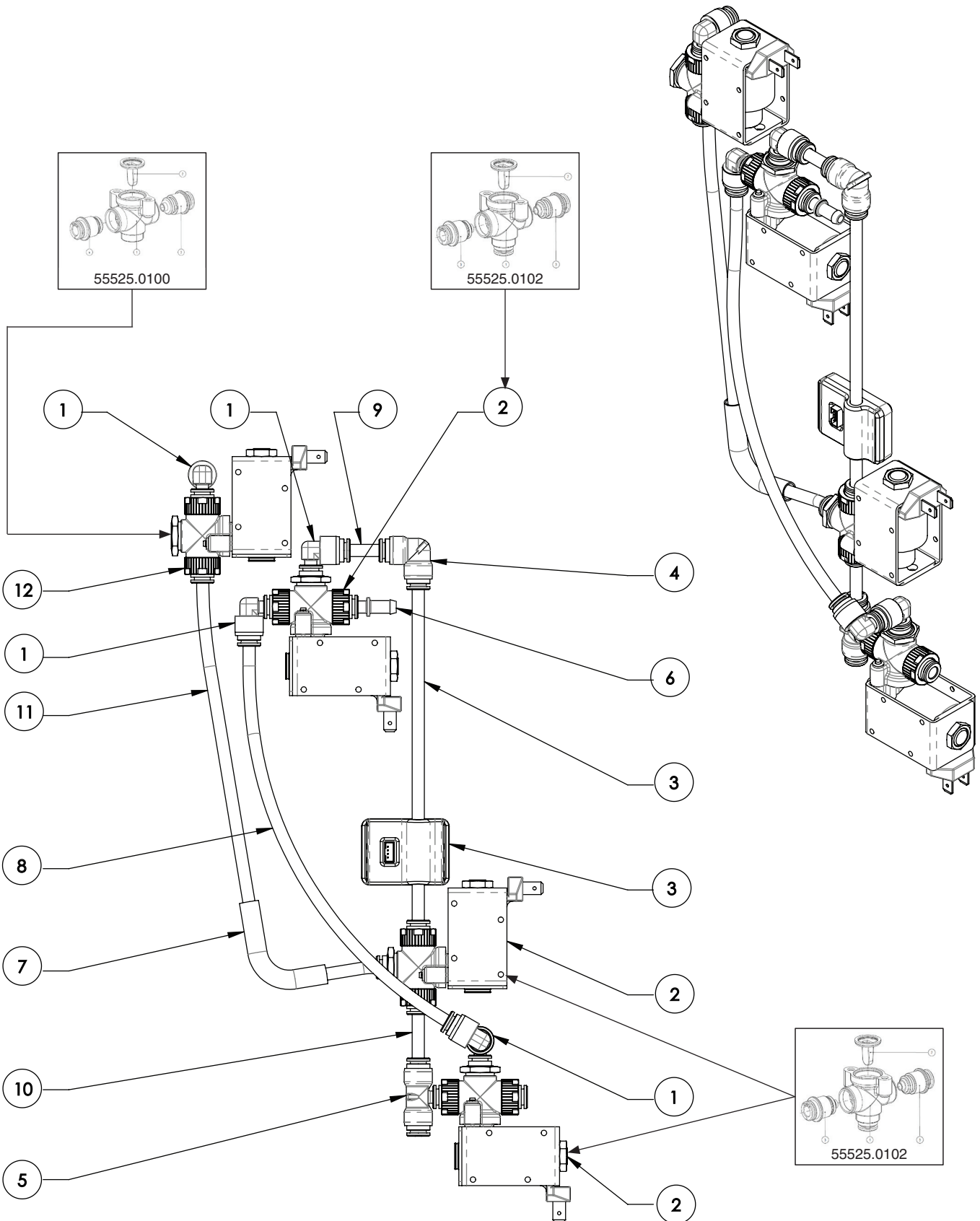
## Chiller Drain Plumbing Assembly

ITEM	QTY	DESCRIPTION	PART NO.	NOTES
1	1	TUBE, 6MM OD X 13.0 LG		Order #5
2	1	VALVE, SOLENOID 24V 3 WAY	55525.0002	
	1	VALVE KIT, SOLENOID 24V 3 WAY	55525.0102	Valve Kit (Re-build) Includes The Following Three items
	1	1. 3/2 WAY COMPLETE VALVE BODY		
	2	2. DIAPHRAM 3. CONNECTION UNIT		
3	1	FITTING, ELBOW 6MM TUBE 6MM STEM PPSU	53998.0000	
4	2	FLOW BEND TUBE, SURE TAMP	34282.0003	
<b>The following items are not illustrated</b>				
5	-	TUBING, 1 FOOT - 6MM	55176.1000	
	-	TUBING, 3 FOOT - 6MM	55176.1001	
	-	TUBING, 10 FOOT - 6MM	55176.1002	

# VALVE PANEL & DRAIN MANIFOLD PLUMBING ASSEMBLY



## Auto Clean Plumbing Assembly



# VALVE PANEL & DRAIN MANIFOLD PLUMBING ASSEMBLY

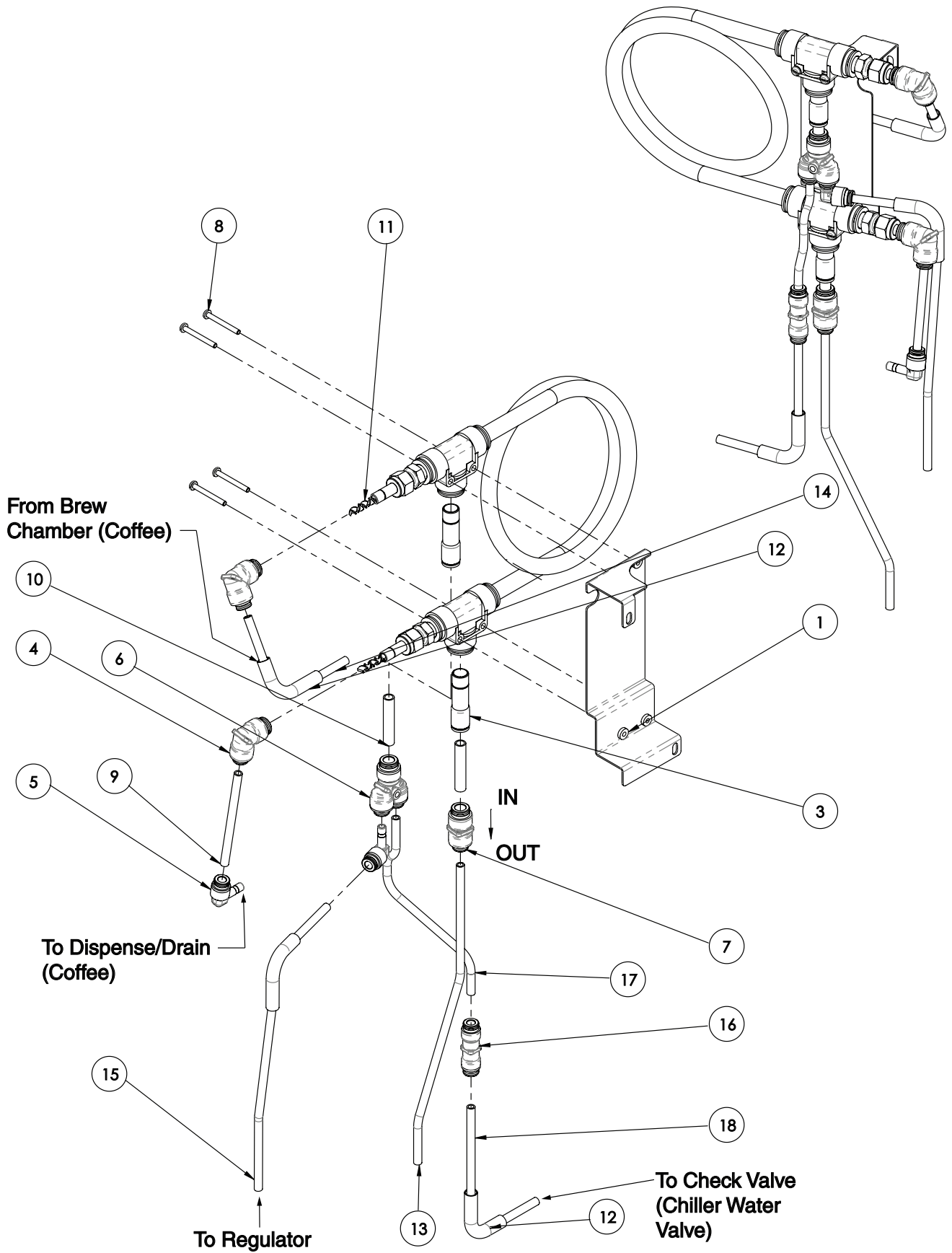
## Auto Clean Plumbing Assembly

ITEM	QTY	DESCRIPTION	PART NO.	NOTES
1	5	FITTING, ELBOW 6MM TUBE 6MM STEM PPSU	53998.0000	
2	3	VALVE, SOLENOID 24V 3 WAY	55525.0002	
		VALVE KIT, SOLENOID 24V 3 WAY 1. 3/2 WAY COMPLETE VALVE BODY 2. DIAPHRAM 3. CONNECTION UNIT	55525.0102	Valve Kit (Re-build) Includes The Following Three items
3	1	KIT, SENSOR INLINE LIQUID COLOR	58913.1000	
4	1	ELBOW, 90° 6MM CONNECTOR	55523.0000	
5	1	FITTING, T-STEM 6MM PPSU	53410.0000	
6	1	FITTING, 6MM PPSU TUBE 4MM ID	53408.0001	
7	1	FLOW BEND TUBE, SURE TAMP	34282.0003	
8	1	TUBE, 6MM OD X 10.25 LG		Order Item 13
9	1	TUBE, 6MM OD X 1.75 LG		Order Item 13
10	1	TUBE, 6MM OD X 2.2 LG		Order Item 13
11	1	TUBE, 6MM OD X 11.2 LG		Order Item 13
12	1	VALVE, SOLENOID 2 WAY N.O.	55525.0000	ok
		VALVE KIT, SOLENOID 24V 2 WAY N.O. 1. 2/2 WAY COMPLETE VALVE BODY 2. DIAPHRAM 3. CONNECTION UNIT 4. CONNECTION UNIT	55525.0100	Valve Kit (Re-build) Includes The Following Four items
<b>The following items are not illustrated</b>				
13	-	KIT, TUBE PVDF 6MM OD X 1FT LG	55176.1000	
		KIT, TUBE PVDF 6MM OD X 3FT LG	55176.1001	
		KIT, TUBE PVDF 6MM OD X 10FT LG	55176.1002	

# VALVE PANEL & DRAIN MANIFOLD PLUMBING ASSEMBLY



## Chiller Assembly



# VALVE PANEL & DRAIN MANIFOLD PLUMBING ASSEMBLY

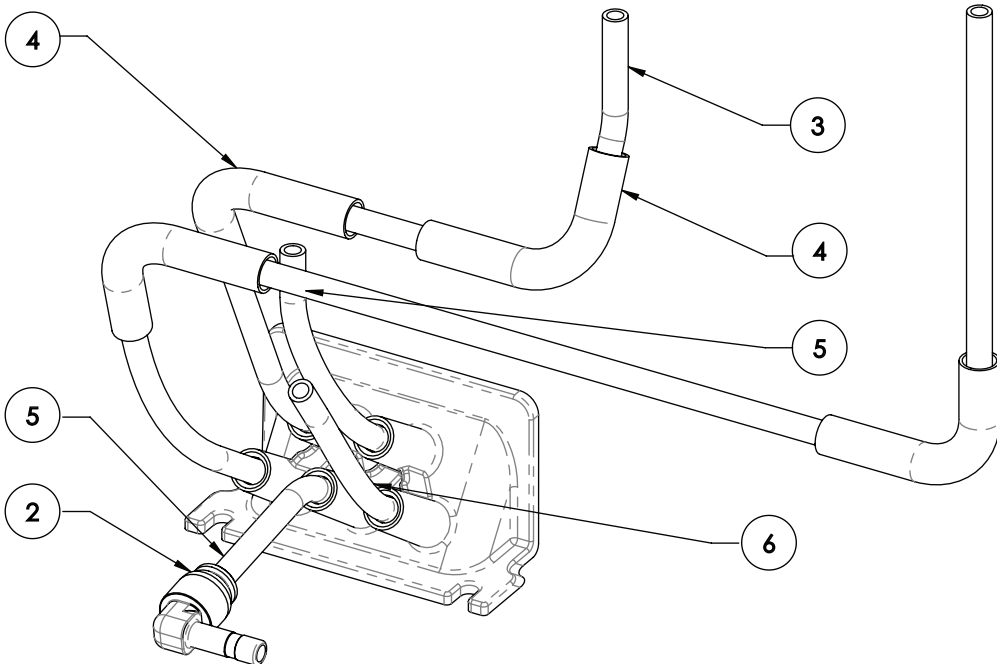
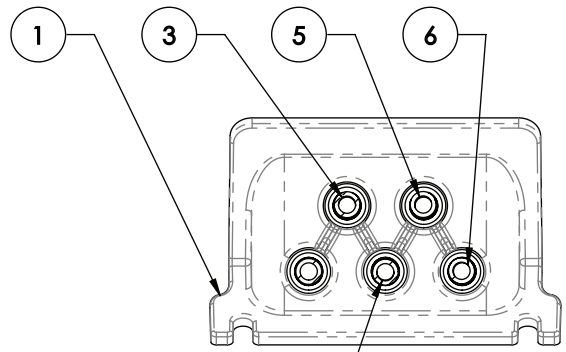
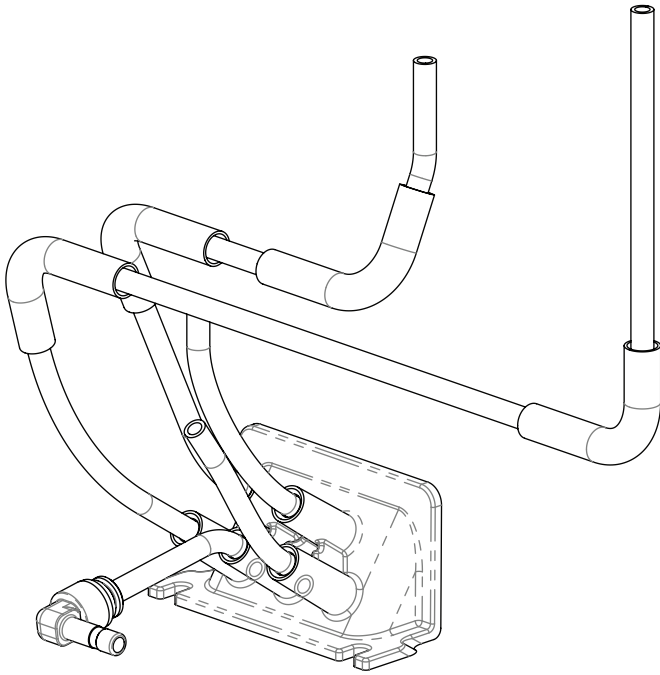
## Chiller Assembly

ITEM	QTY	DESCRIPTION	PART NO.	NOTES
1	1	WLDMNT, BRACKET CHILLER		
2	1	KIT, CHILLER ASSEMBLY	55584.1002	
3	2	FITTING, 12MM STEM TO 8MM PUSH TO CONN		
4	2	ELBOW, 90° CONNECTOR PPSU 6/8MM	55541.0000	
5	2	FITTING, ELBOW 6MM TUBE 6MM STEM PPSU	53998.0000	
6	1	CONNECTOR, Y PLASTIC 6/8MM	55539.0000	
7	1	CONNECTOR, STRAIGHT 6/8MM	55540.0000	
8	4	SCREW, PNH SLOTTED SST6-32 x 1.25	02370.0001	
9	1	TUBE, 6MM OD X 3.5 LG		Order Item 19
10	2	TUBE, 8MM OD X 1.5 LG		Order Item 20
11	2	MIXER, STATIC .212		
12	3	FLOW BEND TUBE, SURE TAMP	34282.0003	
13	1	TUBE, PVDF 6MM OD X 9.5 LG		Order Item 19
14	1	TUBE, 6MM OD X 5.5 LG		Order Item 19
15	1	TUBE, 6MM OD X 11.0 LG		Order Item 19
16	1	CHECK VALVE, 6MM TUBE IN OUT PPSU	55042.0000	
17	1	TUBE, 6MM OD X 7.0 LG		Order Item 19
18	1	TUBE, 6MM OD X 7.0 LG		Order Item 19
<b>The following items are not illustrated</b>				
19	-	TUBING, 1 FOOT - 6MM	55176.1000	
	-	TUBING, 3 FOOT - 6MM	55176.1001	
	-	TUBING, 10 FOOT - 6MM	55176.1002	
20	-	KIT, TUBE 8MM OD X 1FT LG	55177.1000	
	-	KIT, TUBE 8MM OD X 3FT LG	55177.1001	
	-	KIT, TUBE 8MM OD X 10FT LG	55177.1002	

# VALVE PANEL & DRAIN MANIFOLD PLUMBING ASSEMBLY



## Drain Manifold & Tube Assembly

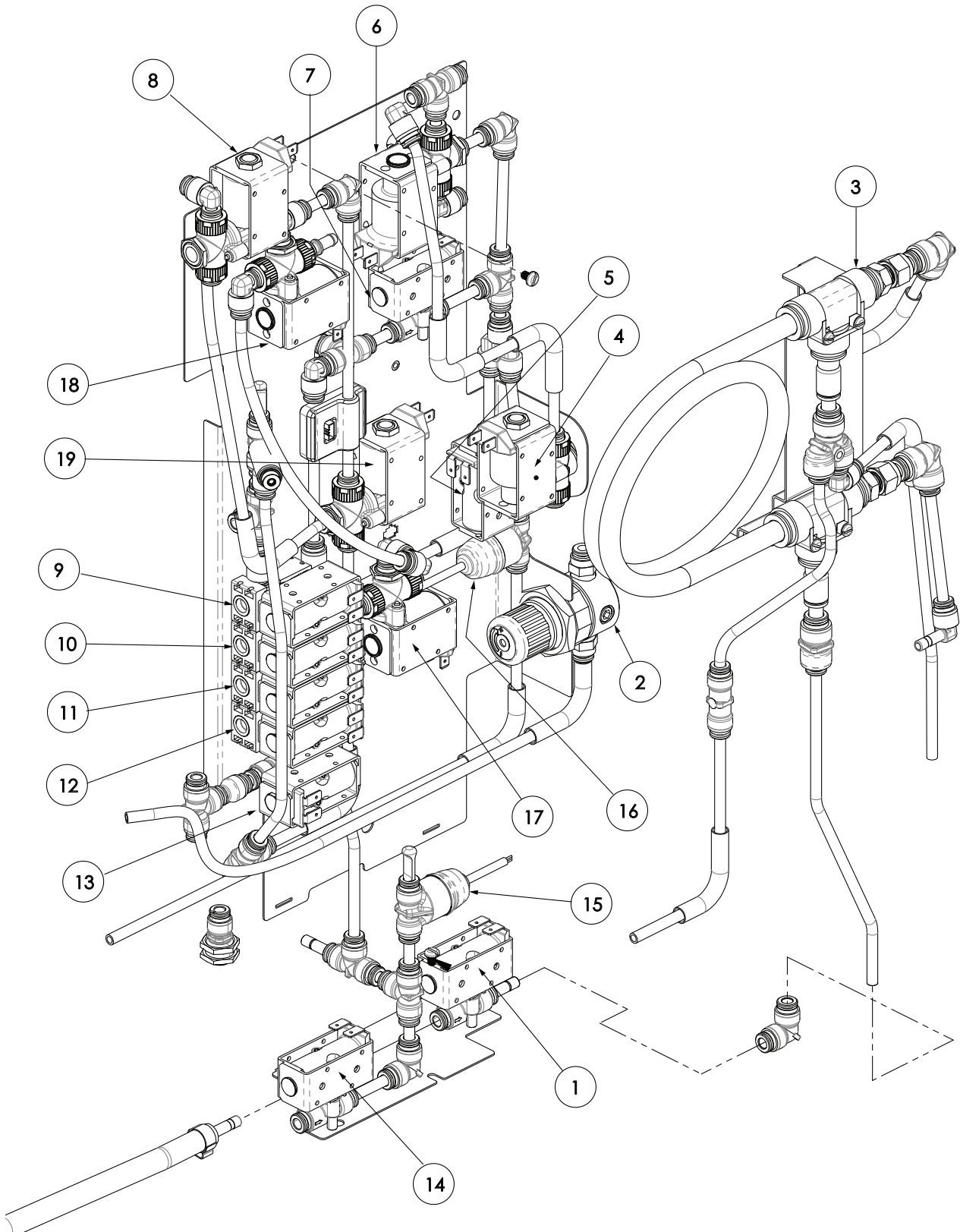


# VALVE PANEL & DRAIN MANIFOLD PLUMBING ASSEMBLY

## Drain Manifold & Tube Assembly

ITEM	QTY	DESCRIPTION	PART NO.	NOTES
1	1	MANIFOLD, DRAIN TUBE SILICONE	55833.0004	
2	1	FITTING, ELBOW 6MM TUBE 6MM STEM PPSU	53998.0000	
3	1	TUBE, 6MM OD X 11.5 LG		Order Item 8
4	4	FLOW BEND TUBE, SURE TAMP	34282.0003	
5	2	TUBE, 6MM OD X 3.5 LG		Order Item 8
6	1	TUBE, 6MM OD X 2.5 LG		Order Item 8
7	1	TUBE, 6MM OD X 18.0 LG		Order Item 8
<b>The following items are not illustrated</b>				
8	-	KIT, TUBE PVDF 6MM OD X 1FT LG	55176.1000	
		KIT, TUBE PVDF 6MM OD X 3FT LG	55176.1001	
		KIT, TUBE PVDF 6MM OD X 10FT LG	55176.1002	

# VALVE PANEL NOMENCLATURE



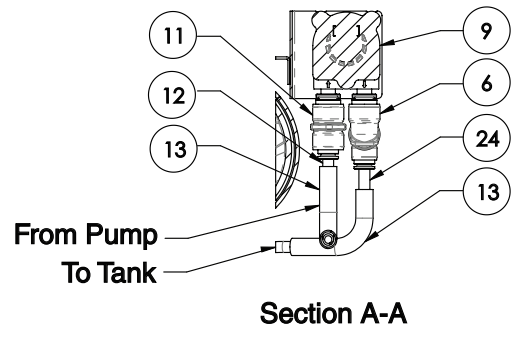
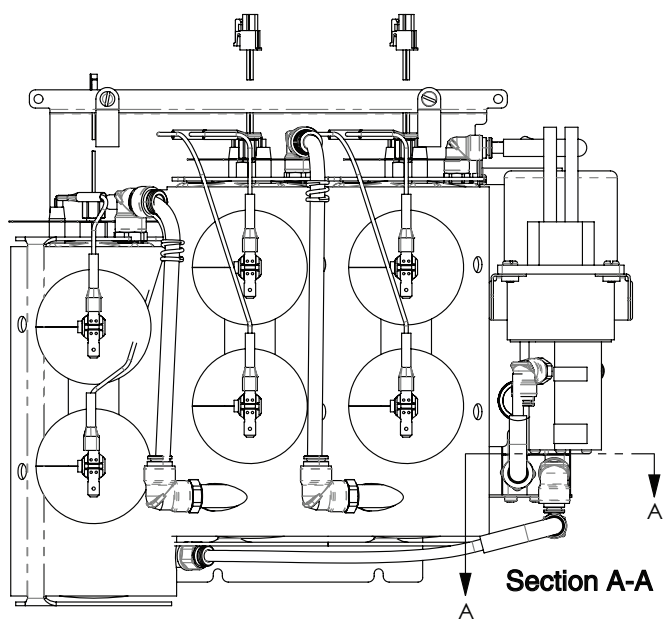
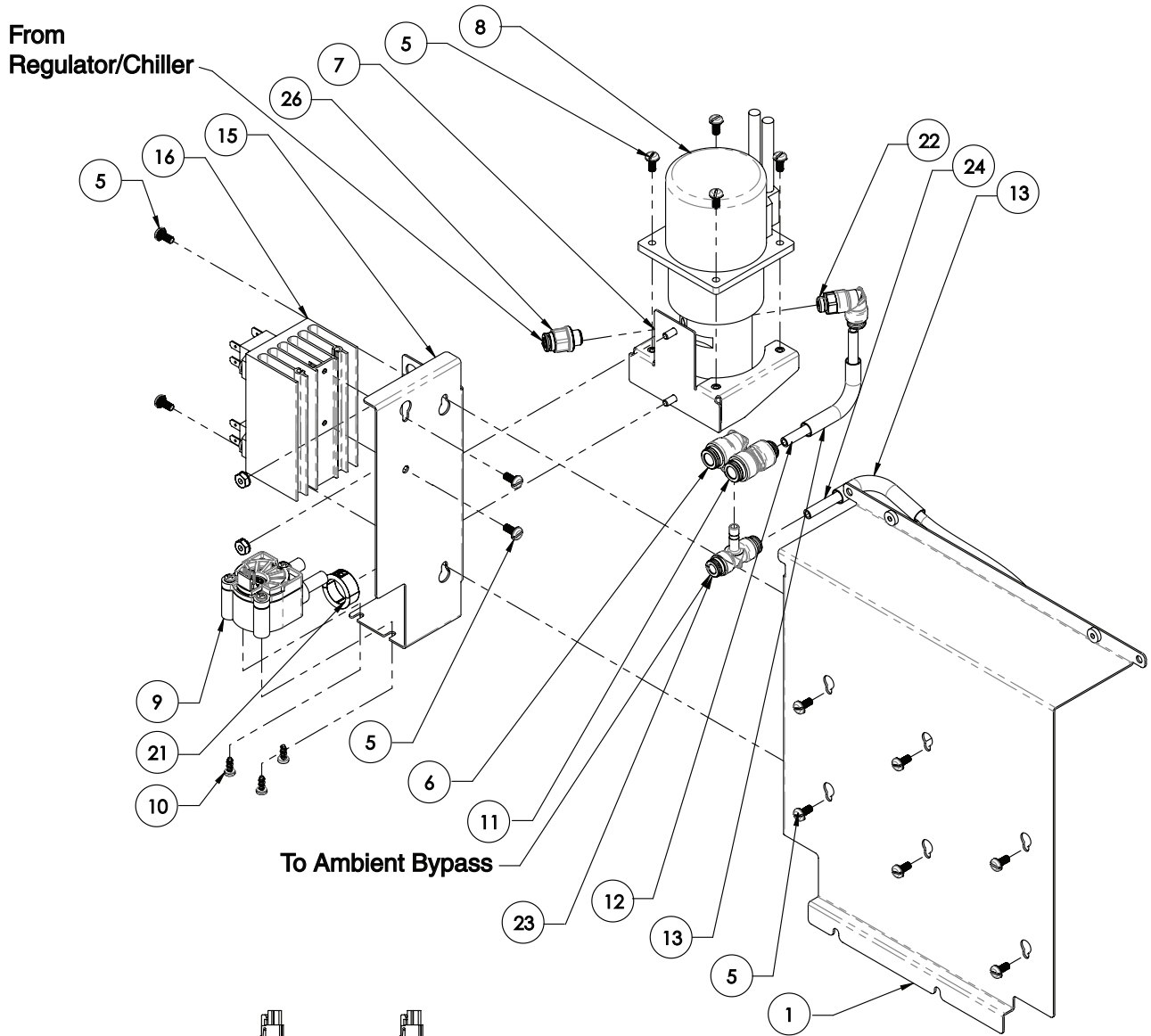
## VALVE PANEL NOMENCLATURE

ITEM	QTY	DESCRIPTION	NOTES
1		INLET WATER VALVE	Normally Closed
2		WATER PRESSURE REGULATOR	
3		CHILLER ASSEMBLY	
4		AMBIENT WATER BY-PASS VALVE	Normally Closed
5		CHILLER COFFEE OUTPUT VALVE, 3 WAY	
6		CHILLER COFFEE INPUT VALVE, 3 WAY	
7		BREW CHAMBER DISPENSE VALVE	Normally Closed
8		BREW CHAMBER VENT VALVE	Normally Open
9		BREW CHAMBER CLEANING VALVE	Normally Closed
10		HOT WATER BY-PASS VALVE (FRONT)	Normally Closed
11		BREW CHAMBER FILL VALVE	Normally Closed
12		BREW TANK DRAIN VALVE (REAR)	Normally Closed
13		CHILLER AMBIENT DRAIN VALVE	Normally Closed
14		BREW CHAMBER DRAIN VALVE	Normally Open
15		WATER INLINE PRESSURE SENSOR (AMBIENT SIDE)	
16		BREW INLINE PRESSURE SENSOR (HOT SIDE)	
17		CLEANER REFILL VALVE, 3 WAY	
18		INTERNAL CONTAINER VALVE, 3 WAY	
19		CLEANER INJECTION VALVE, 3 WAY	

# CHASSIS ELECTRICAL & NON-ELECTRICAL COMPONENTS



## Tank Bracket Assembly



# CHASSIS ELECTRICAL & NON-ELECTRICAL COMPONENTS

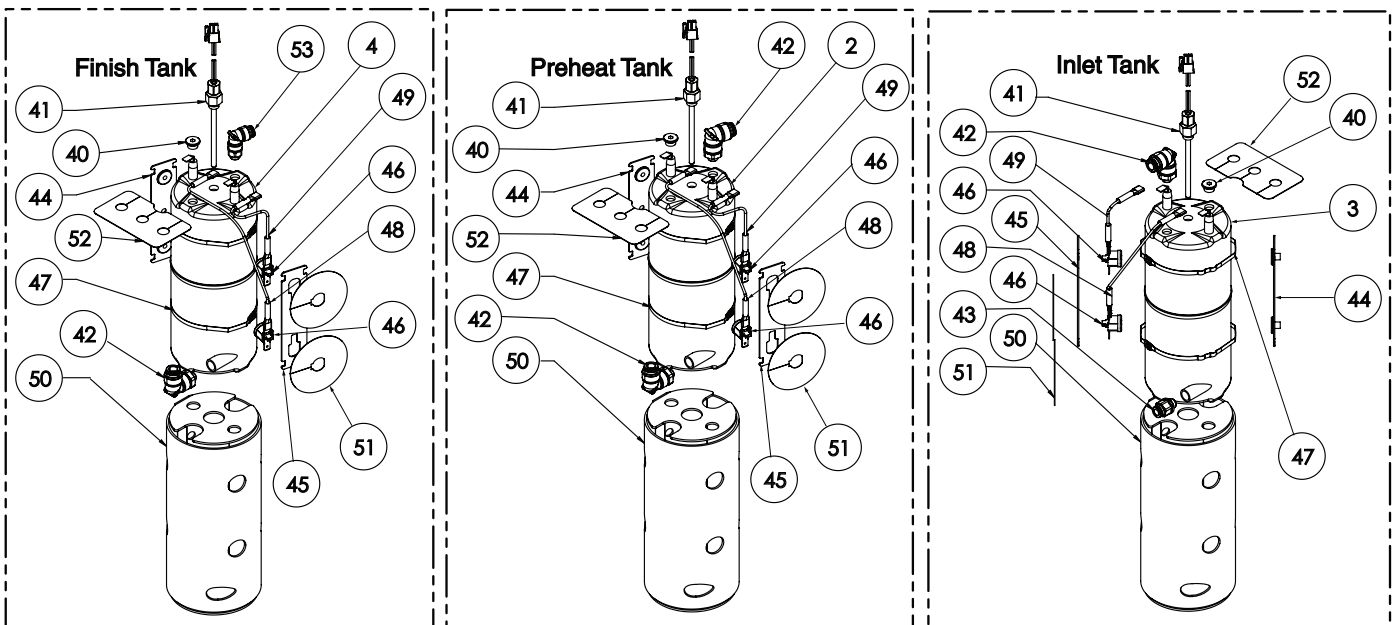
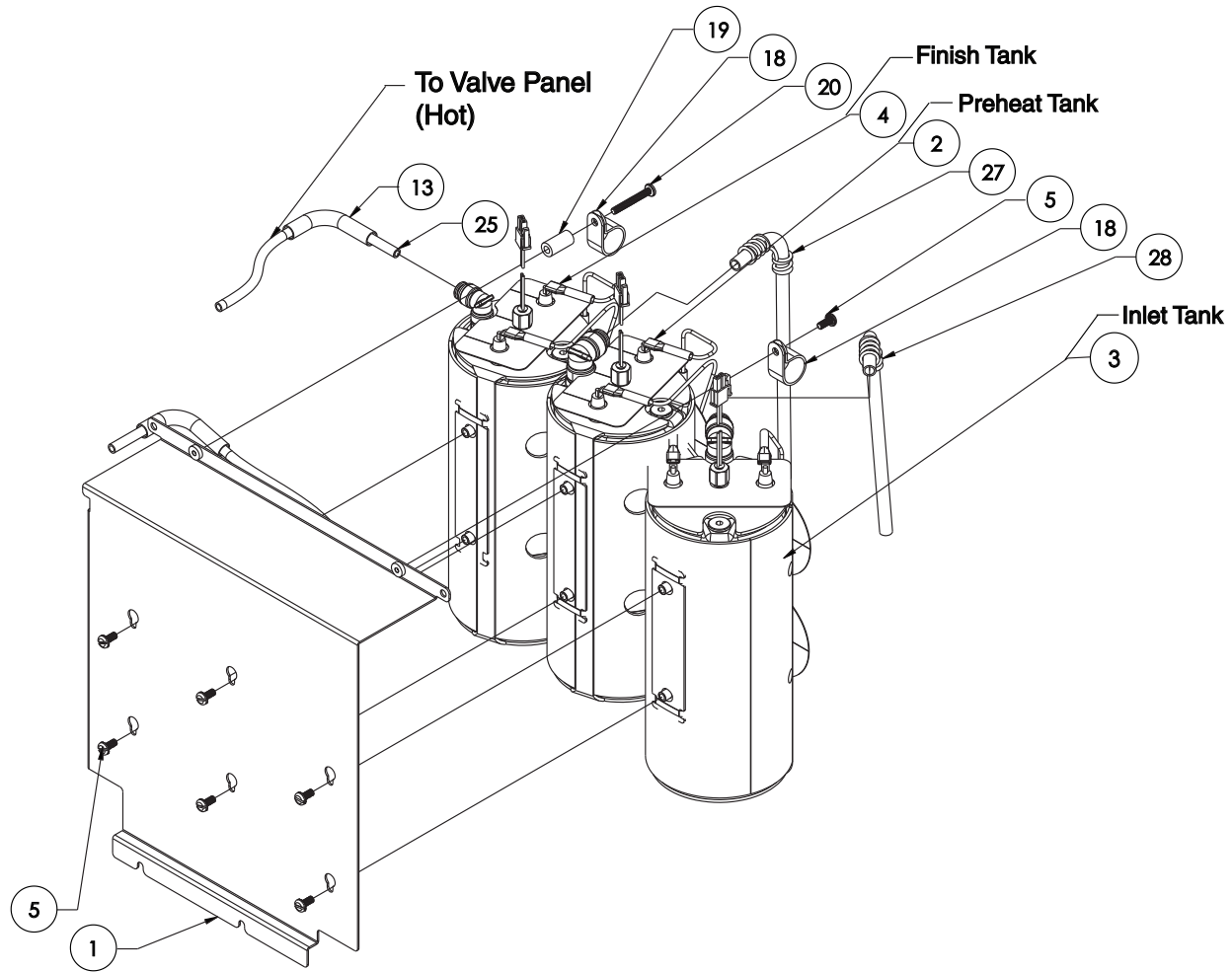
## Tank Bracket Assembly

ITEM	QTY	DESCRIPTION	PART NO.	NOTES
1	1	WLDMT, TANK BRACKET		
5	15	SCREW,PNH SLTD W/SERR 8-32x.38	02308.0000	
6	1	ELBOW, 90° CONNECTOR PPSU 6/8MM	55541.0000	
7	1	WLDMT, PUMP BRACKET		
8	1	PUMP ASSY, W/TERM FAST CUP	55758.1002	
9	1	METER, FLOW 4.0MM ORF	40752.0006	
10	3	SCREW,PNH PHH#8 HI-LOW X .38	41103.0000	
11	1	CONNECTOR, STRAIGHT 6/8MM	55540.0000	
12	1	TUBE, 6MM OD X 4.5 LG		Order Item 29
13	3	FLOW BEND TUBE, SURE TAMP	34282.0003	
15	1	BRACKET, HEAT SINK	55061.0003	
16	1	SSR ASSY, 3x230VAC 25AMP	56786.0000	
17	1	WIRING HARN, TANK MODULE	55206.0001	Not Illustrated
21	1	BUSHING, OCB-875 NYL BLK .671ID	00606.0000	
22	1	FITTING, ELBOW 6MM G18 BSP PPSU	53414.0000	
23	1	FITTING, T-STEM 6MM PPSU	53410.0000	
24	1	TUBE, 6MM OD X 13.0 LG		Order Item 29
26	1	FITTING, PPSU 6MM TUBE TO 1/8 BSPP	54090.0000	
<b>The following items are not illustrated</b>				
29	-	KIT, TUBE PVDF 6MM OD X 1FT LG	55176.1000	
	-	KIT, TUBE PVDF 6MM OD X 3FT LG	55176.1001	
	-	KIT, TUBE PVDF 6MM OD X 10FT LG	55176.1002	

# CHASSIS ELECTRICAL & NON-ELECTRICAL COMPONENTS



## Tank Bracket Assembly



# CHASSIS ELECTRICAL & NON-ELECTRICAL COMPONENTS

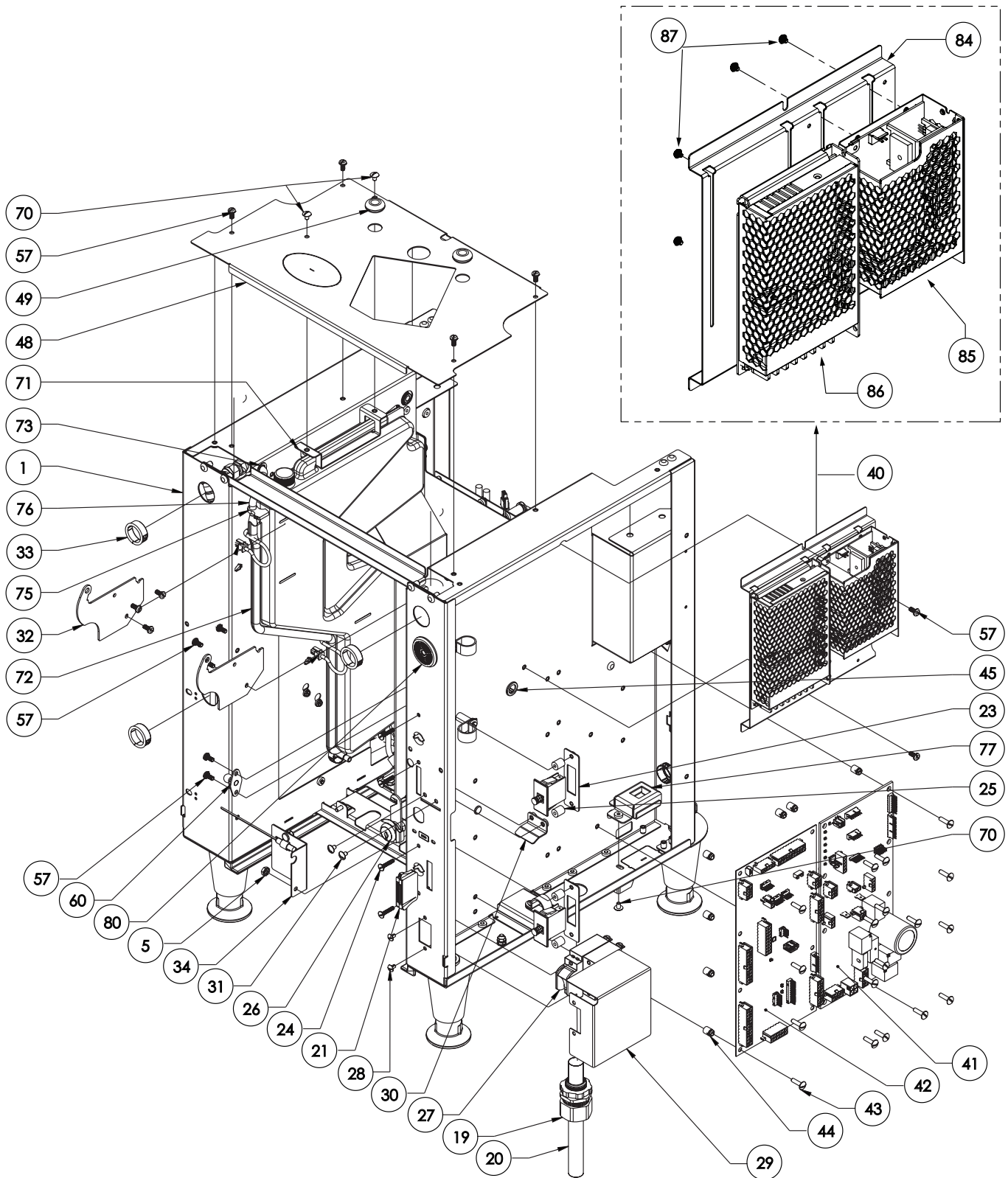
## Tank Bracket Assembly

ITEM	QTY	DESCRIPTION	PART NO.	NOTES
1	1	WLDMT, TANK BRACKET		
2	1	PREHT HW TANK ASSY, 2500W	50402.1008	
3	1	INLET HW TANK ASSY, 2500W	50402.1007	
4	1	FINISH HW TANK ASSY, 2500W	50402.1009	
5	15	SCREW,PNH SLTD W/SERR 8-32x.38	02308.0000	
13	3	FLOW BEND TUBE, SURE TAMP	34282.0003	
18	2	CLAMP, CABLE-NYLON NAT .687 ID	00620.0000	
19	1	SPACER,NYL-.194IDx.375 ODX.75	01533.0010	
20	1	SCREW, PAN SLTD SST 8-32X1.25	55666.0000	
25	1	TUBE, 6MM OD X 6.6 LG		Order Item 54
27	1	TUBE WITH WIREFORM GUIDE, 8MM X 7.5IN L		
28	1	TUBE WITH WIREFORM GUIDE, 8MM X 6.25IN L		
40	1	PLUG, PIPE G-1/8 (BSPP) W/SEAL	50783.0001	
41	1	ASSY, TEMP PROBE 4.0LG	12568.1016	
42	1	FITTING, ELBOW 8MM X G18 BSPP	53421.0000	
43	1	FITTING, PPSU 6MM TUBE TO 1/8 BSPP	54090.0000	
44	1	WLDMT, TANK BRACKET RETAINER		
45	1	PLATE, DUAL LIMIT RETAINER 48767.0000		
46	2	THERMOSTAT, SENSATA 221-239F MNL RESET	50291.0000	
47	2	TIE, WAVE 304 SST .17Wx14.3LG	37061.0000	
48	1	LEAD ASSY, ELEC 16AWG BLK 7.5 LG		
49	1	LEAD ASSY, ELEC 16AWG WHT 7.5 LG		
50	1	INSULATION, FAST BREW		
51	2	SHIELD, INSULATION	53701.0000	
52	1	SHIELD, INSULATION 2X3.5	53701.0001	
53	1	FITTING, ELBOW 6MM G18 BSP PPSU	53414.0000	
<b>The following items are not illustrated</b>				
54	-	KIT, TUBE PVDF 6MM OD X 1FT LG	55176.1000	
		KIT, TUBE PVDF 6MM OD X 3FT LG	55176.1001	
		KIT, TUBE PVDF 6MM OD X 10FT LG	55176.1002	

# CHASSIS ELECTRICAL & NON-ELECTRICAL COMPONENTS



## Power Supply and Control Boards



# CHASSIS ELECTRICAL & NON-ELECTRICAL COMPONENTS

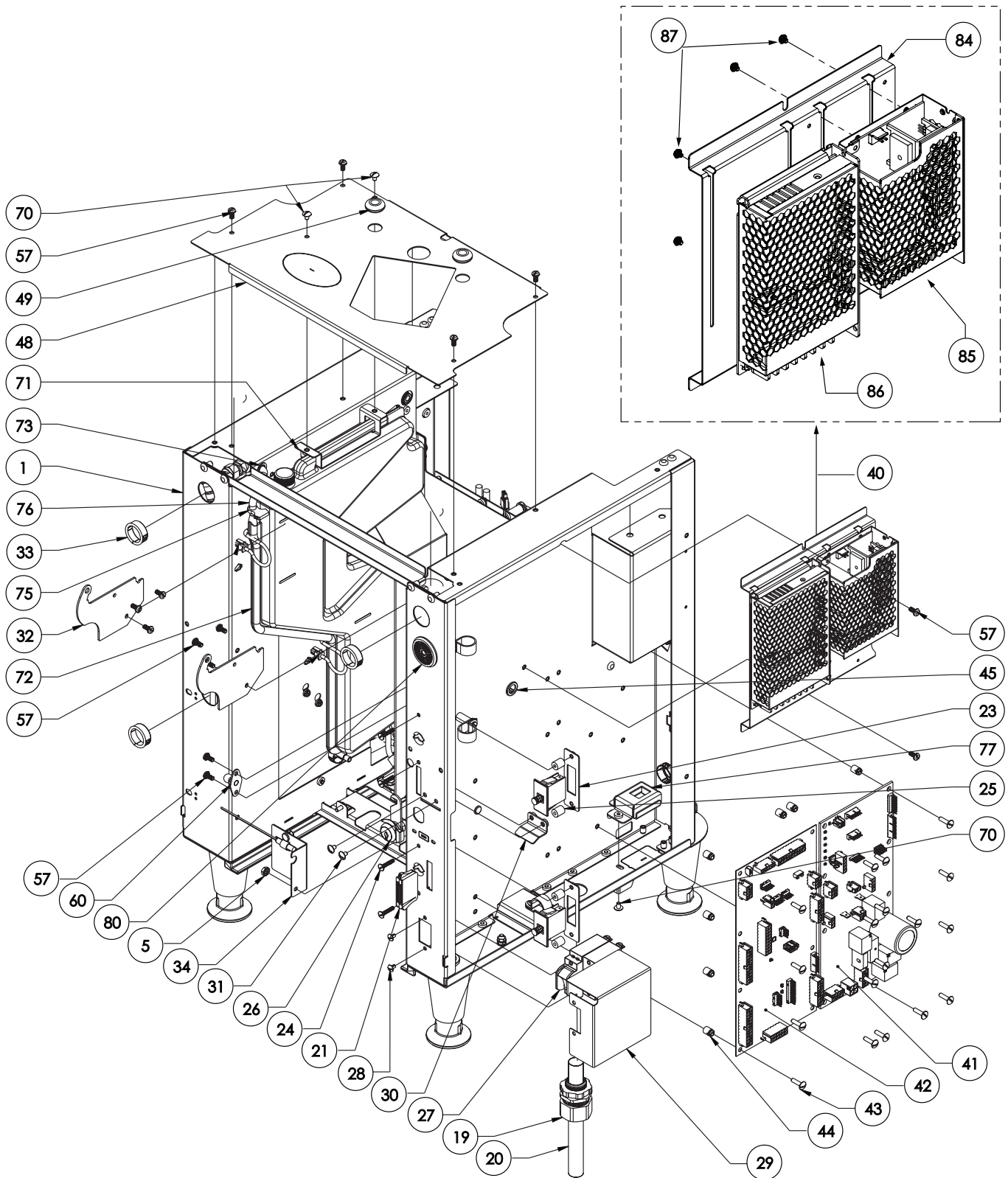
## Power Supply and Control Boards

ITEM	QTY	DESCRIPTION	PART NO.	NOTES
1	1	ASSY, CHASSIS		
5	8	NUT, KEPS #8-32 ZINC PL	00970.0000	
19	1	BUSHING, STRAIN RELIEF LTCG M25	05746.0001	
20	1	POWER CORD ASSY, 30A 208V NEMA L6-30P	50211.0001	
21	1	MAGNETIC CATCH, SNAP-IN	25899.0000	
23	2	WLDMT, SWITCH HOLDER PLATE	56999.0001	
24	4	SCREW, TRH SLOTTED 6-32x.75	01388.0000	
25	4	SPACER, NYL .140x.375ODx.43L	01533.0017	
26	1	LOCK ASSEMBLY, 1.555x.437 BODY	34472.0000	
27	1	SWITCH,125/250V 50A DBL POLE	38894.0001	
28	2	SCREW, TRH SLTD SST 6-32x.25 LKG	01308.0002	
29	1	SHIELD, POWER SWITCH	43713.0008	
30	1	BRACKET WLDMT, DOOR SAG	54996.0010	
31	2	SCREW, TRH SLTD SST 8-32 X .25	01311.0000	
32	2	BRACKET, DOOR HINGE	55725.0002	
33	3	BUSHING, OPEN SNAP NYL BLK .81 ID		
34	1	REED SWITCH ASSY, FAST CUP	53459.1001	
40	1	ASSY, POWER SUPPLIES FAST CUP		
41	1	CBA, FAST BREW POWER	55253.1000	
42	1	CBA, FAST BREW I/O	55195.1000	
43	18	SCREW, TRH SLTD SST 8-32x.62	01338.0000	
44	1	SPACER, NYLON-SELF RETNG STACK	32530.0000	
45	3	BUSHING, SNAP .562 HOLE DIA	33549.0000	
48	1	BRACKET, TOP CHAMBER MOUNT		
49	2	GROMMET, SILICONE .375 ID	02536.0000	
57	18	SCREW,PNH SLTD W/SERR 8-32x.38	02308.0000	
60	1	WLDMT, LOWER DOOR PROP	57501.0000	
<b>The following items are not illustrated</b>				
61	1	WIRING HARN, COMMUNICATION	55209.0000	
62	1	WIRING HARN, BREW MODULE PASS THRU	55220.0001	
63	1	WIRING HARN, DOOR SWITCH	55221.0000	
64	1	WIRING HARN, GROUNDS BIN/DRIP TRAY	55223.0000	
65	1	WIRING HARN, FAN	55187.0001	
66	1	HARNESS, LED POWER FAST BREW	56449.0001	
67	1	WIRING HARN, CBA TO BULKHEAD	56795.0000	

# CHASSIS ELECTRICAL & NON-ELECTRICAL COMPONENTS



## Power Supply and Control Boards



# CHASSIS ELECTRICAL & NON-ELECTRICAL COMPONENTS

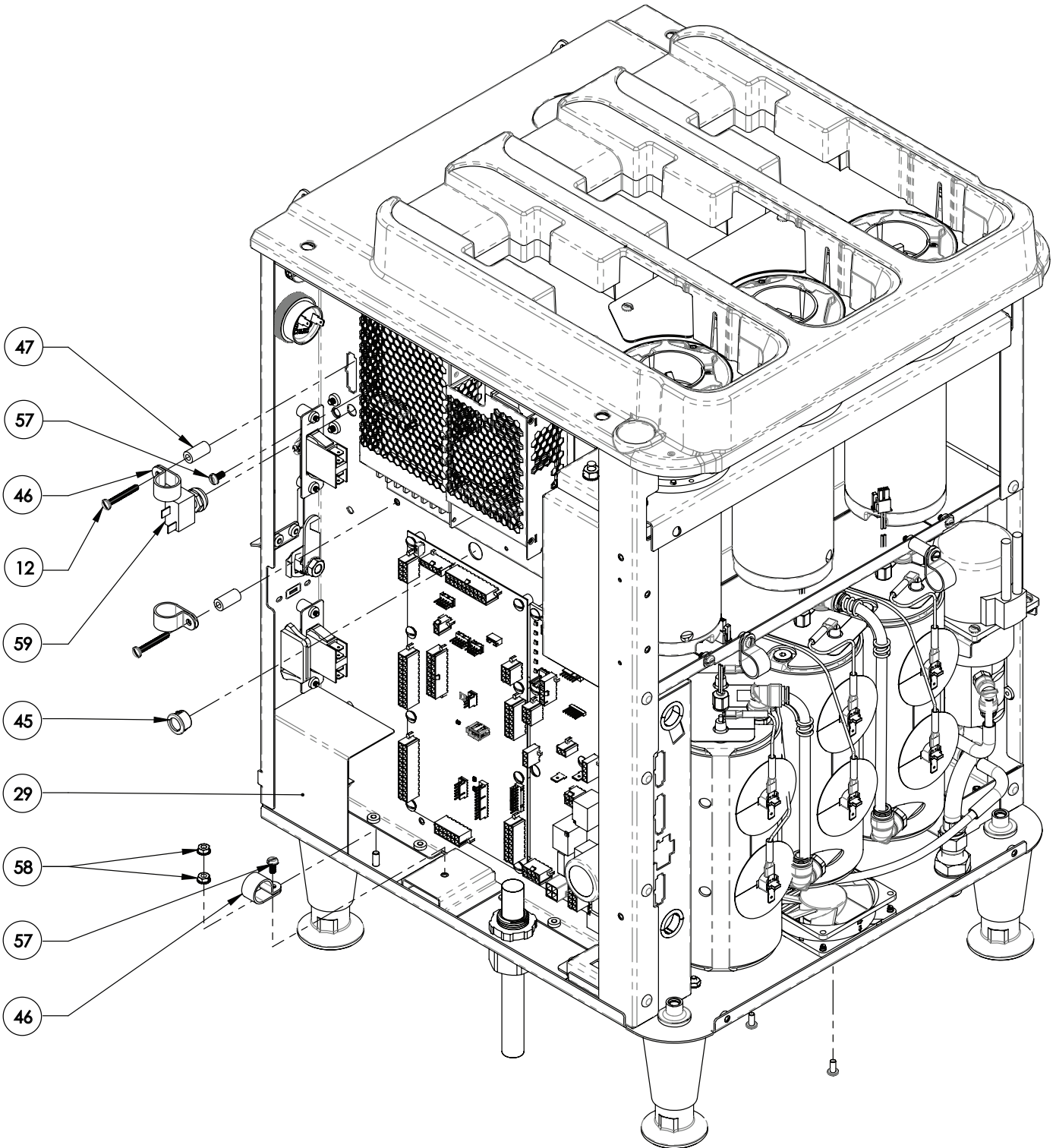
## Power Supply and Control Boards

ITEM	QTY	DESCRIPTION	PART NO.	NOTES
70	3	SCREW, TRH SLTD SST 8-32 X .25 LKG	01311.0001	
71	1	WLDMT, CONTAINER HANGER		
72	1	ASSY, CLEANER CONTAINER	58880.0001	
73	1	BUSHING, SNAP .50 HOLE DIA	33549.0001	
74	-	LUBRICANT, NYOGEL 760G 30CC SYRINGE		
75	1	CLAMP, HOSE-SNAP TYPE.31/.34ID	12422.0007	
76	1	TUBE, SILICONE 5MM ID X 8MM OD X 12.0LG		Order Item 89
77	1	WLDMNT, ETHERNET BRACKET-UPPER		
80	1	ALARM, AUDIO	43133.0002	
84	1	BRACKET, POWER SUPPLY	54994.0002	
85	1	POWER SUPPLY, 48V DC 8.4A 400W	33363.0015	
86	1	POWER SUPPLY, 24VDC 6.5AMP	33363.0016	
87	6	SCREW, PNH PHH LK WASHER M3 X 4 SST	57887.0000	
<b>The following items are not illustrated</b>				
88		WIRING HARNESS, ALARM KIT B2B	57701.0001	
89	-	KIT, TUBE SILICONE 5MM ID X 8MM OD 12IN	50733.1000	
		KIT, TUBE SILICONE 5MM ID X 8MM OD 3FT	50733.1001	
		KIT, TUBE SILICONE 5MM ID X 8MM OD 10FT	50733.1002	

# CHASSIS ELECTRICAL & NON-ELECTRICAL COMPONENTS



## Miscellaneous Chassis Components



# CHASSIS ELECTRICAL & NON-ELECTRICAL COMPONENTS

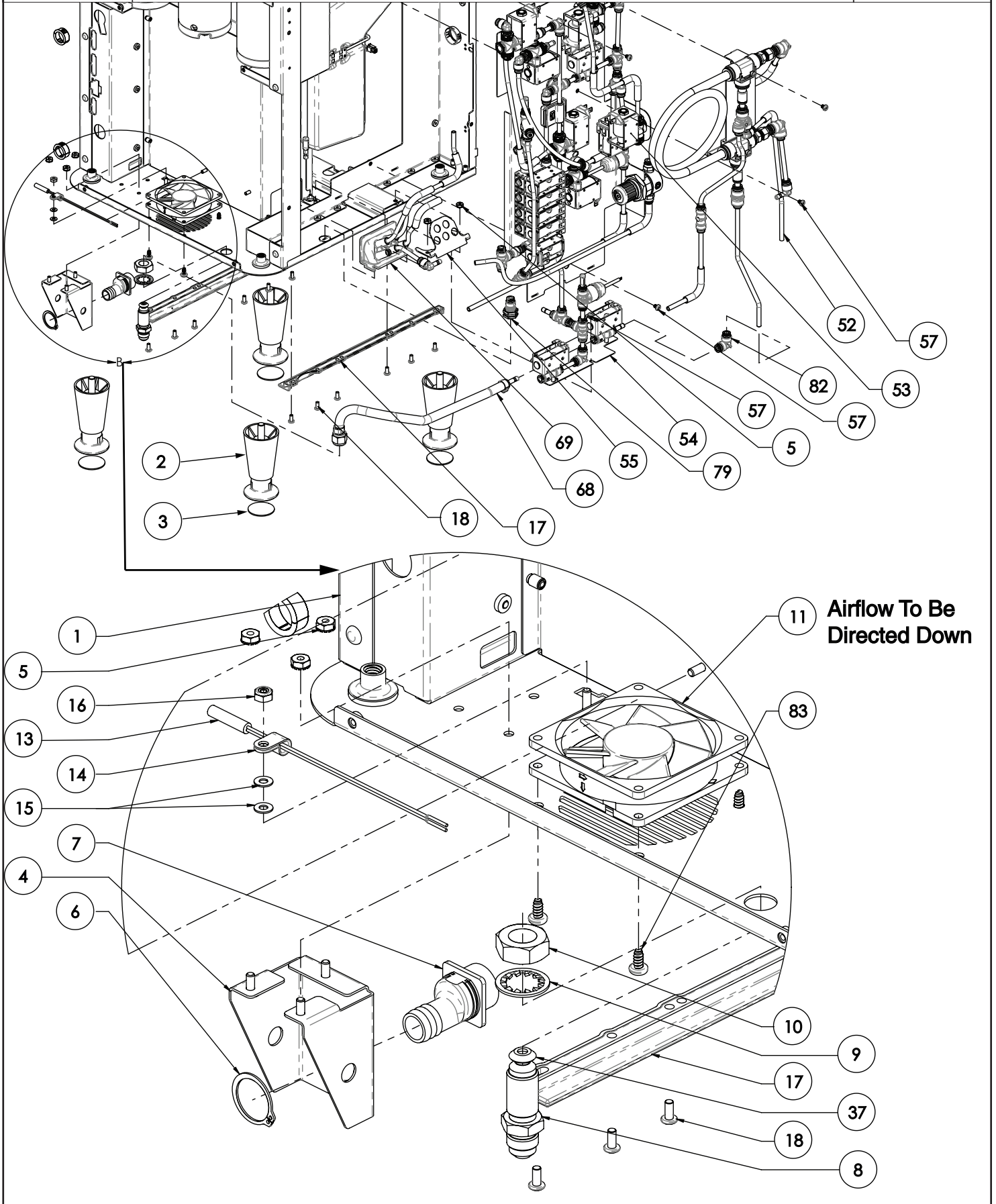
## Miscellaneous Chassis Components

ITEM	QTY	DESCRIPTION	PART NO.	NOTES
12	2	SCREW, PAN SLTD SST 8-32X1.25	55666.0000	
29	1	SHIELD, POWER SWITCH	43713.0008	
45	1	BUSHING, SNAP .562 HOLE DIA	33549.0000	
46	3	CLAMP, CABLE-NYLON NAT .687 ID	00620.0000	
47	2	SPACER, NYL-.194IDx.375 ODx.75	01533.0010	
57	18	SCREW, PNH SLTD W/SERR 8-32x.38	02308.0000	
58	2	NUT, KEPS #10-32 ZINC PL	00971.0000	
59	1	CIRCUIT BREAKER, 3 AMP	20987.0000	
<b>The following items are not illustrated</b>				

# CHASSIS ELECTRICAL & NON-ELECTRICAL COMPONENTS



## Miscellaneous Chassis Components

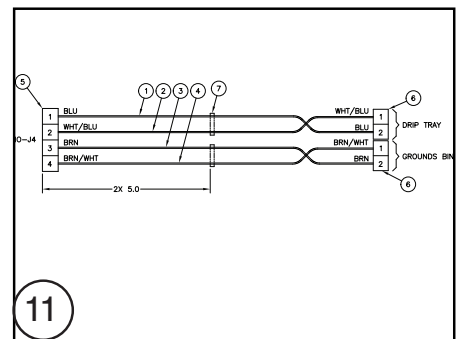
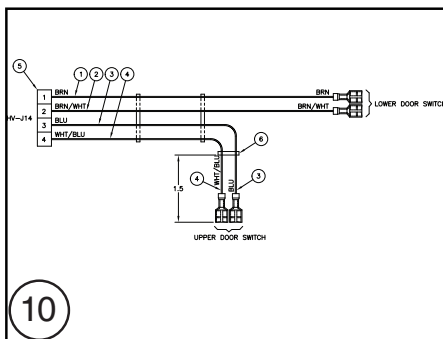
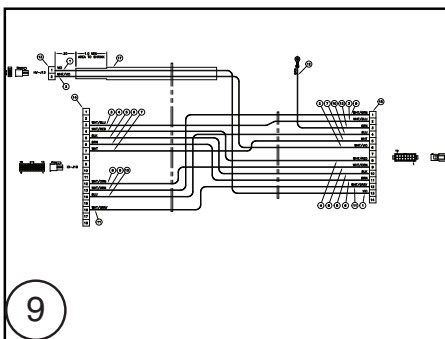
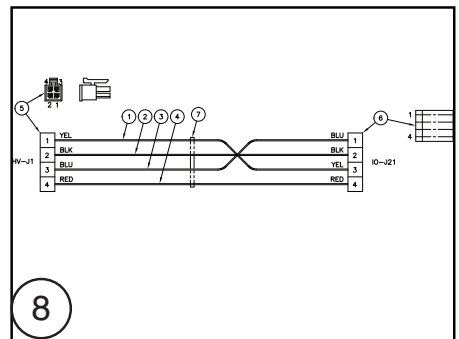
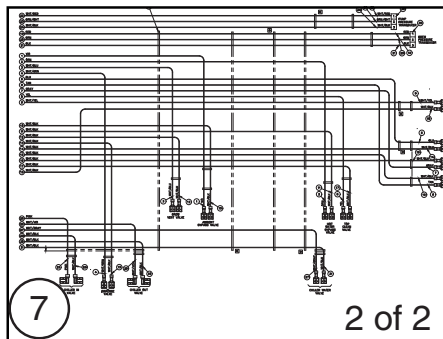
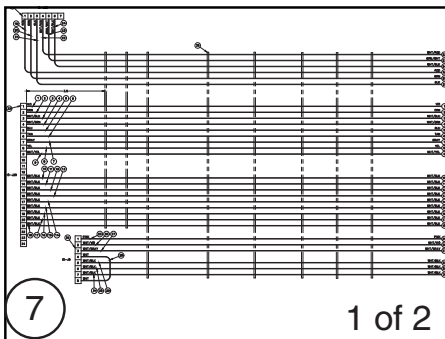
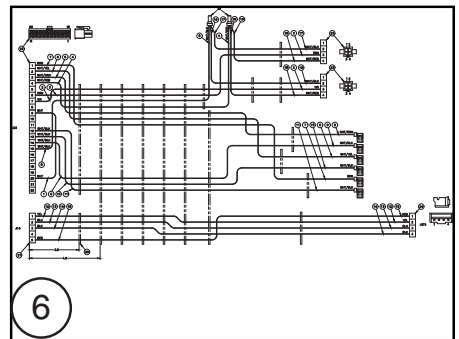
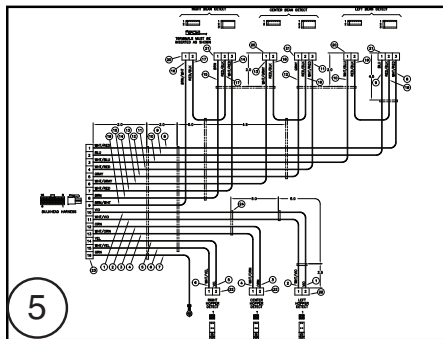
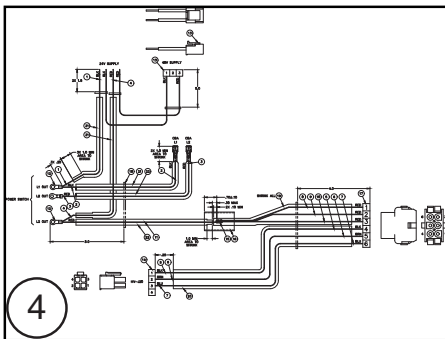
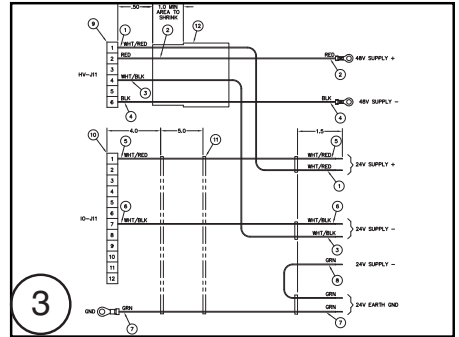
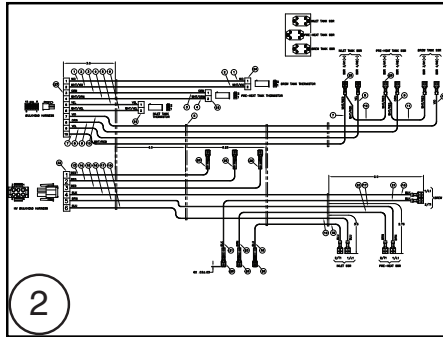
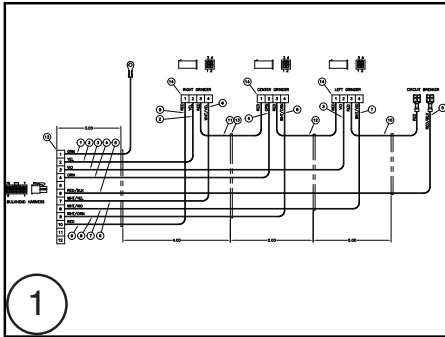


# CHASSIS ELECTRICAL & NON-ELECTRICAL COMPONENTS

## Miscellaneous Chassis Components

ITEM	QTY	DESCRIPTION	PART NO.	NOTES
1	1	ASSY, CHASSIS		
2	4	LEG, BLK/NICKEL PLATED	40041.0002	
3	4	AD, ANTI SKID	40042.0000	
4	1	BRACKET WLDMT, WATER INLET BULKHEAD	55349.0001	
5	8	NUT, KEPS #8-32 ZINC PL	00970.0000	
6	1	RING, RETAINING 63/64 SST	56760.0000	
7	1	FITTING, DRAIN SST	55726.0001	
8	1	FITTING,BULKHEAD-MALE.38FLARE	12756.0000	
9	1	LOCK WASHER, INTL T-.625-ZINC	01514.0000	
10	1	NUT, HEX- .625-18 BRASS	12757.0000	
11	1	FAN ASSY, 24V DC 80MM W/LOCK SIGNAL	56239.0010	
13	1	REED SWITCH ASSY, MCR	49078.0000	
14	1	CLAMP, CABLE - NYLON NAT .250 ID	05920.0000	
15	2	WASHER,FLAT-.174IDx.375OD-SST	01501.0000	
16	1	NUT, ELASTIC LOCK #8-32 SST	00991.0006	
17	2	SLIDE, DRIP TRAY	55724.0002	
18	14	SCREW, PNH PHH 8-32X.38 LKG	57737.0000	
37	1	GASKET, .375 FLARE - COPPER	32359.0000	
52	1	ASSY, PLUMBING CHILLER		
53	1	ASSY, VALVE PANEL		
54	1	ASSY, PLUMBING INLET/DRAIN VALVE		
55	1	PLATE, DRAIN MANIFOLD		
56	5	SCREW, PNH SLTD W/SERR 8-32x.25 LKG	45303.0000	
57	18	SCREW,PNH SLTD W/SERR 8-32x.38	02308.0000	
68	1	TUBE ASSY, INLET TO FILL VALVE FAST CUP		
69	1	TUBE ASSY, MANIFOLD & TUBES AC		
79	1	FITTING, BULKHEAD UNION 6MM	59167.0000	
82	1	ELBOW, 90° 6MM CONNECTOR	55523.0000	
83	4	SCREW, RDH PHH SST #10X.38 TYPE 25	59199.0000	
<b>The following items are not illustrated</b>				

# WIRING HARNESSES & POWER CORD



## WIRING HARNESES & POWER CORD

ITEM	QTY	DESCRIPTION	PART NO.	NOTES
1	1	WIRING HARNESS, GRINDER MODULE	55208.0001	
2	1	WIRING HARNESS, TANK MODULE	55206.0001	
3	1	WIRING HARNESS, 24V POWER SUPPLY	55222.0001	
4	1	WIRING HARNESS, MAIN BTC	55226.0005	
5	1	WIRING HARNESS, HOPPER & BEAN DETECT	55218.0001	
6	1	WIRING HARNESS, CLEAN IN PLACE	59090.0001	
7	1	WIRING HARNESS, MAIN VALVE	55237.0002	
8	1	WIRING HARNESS, COMMUNICATION	55209.0000	
9	1	WIRING HARNESS, BREW MODULE PASS THRU	55220.0001	
10	1	WIRING HARNESS, DOOR SWITCH	55221.0000	
11	1	WIRING HARNESS, GROUNDS BIN/DRIP TRAY	55223.0000	



## WIRING HARNESES & POWER CORD

ITEM	QTY	DESCRIPTION	PART NO.	NOTES
12	1	WIRING HARNESS, FAN	55187.0001	
13	1	HARNESS, LED POWER FAST BREW	56449.0001	
14	1	WIRING HARNESS, CBA TO BULKHEAD	56795.0000	
15	1	WIRING HARN, UPPER DOOR ADA	53307.0001	
16	1	WIRING HARN, LOWER DOOR ADA	53307.0002	
17	1	WIRING HARNESS, BREW MODULE	55235.0001	
18	1	WIRING HARNESS, BUNNLINK - FAST CUP	56279.0000	
19	1	WIRING HARNESS, DOOR BEAN TO CUP FAST	56280.0000	
20	1	WIRING HARNESS, ALARM KIT BTB	57701.0001	
21	1	POWER CORD ASSEMBLY, 30A 208V NEMA L6-30P	50211.0001	