




Premia™

Bean-to-Batch Medium to High Volume Coffee Brewer

with Auto Clean



ILLUSTRATED PARTS CATALOG

Designs, materials, weights, specifications, and dimensions for equipment or replacement parts are subject to change without notice.

Bunn-O-Matic Corporation

Post Office Box 3227, Springfield, Illinois 62708-3227

Phone (217) 529-6601 | Fax (217) 529-6644

Technical Support Phone (800) 420-2866

BUNN-O-MATIC COMMERCIAL PRODUCT WARRANTY

Bunn-O-Matic Corp. ("BUNN") warrants the BUNN Premia™ as further described below for a warranty period of 1 year parts and labor. All coffee servers/reservoirs – 1 year parts and labor.

For customers subscribed to BUNNlink®, BUNN reserves the right to periodically auto-push critical software updates that will enhance functionality or performance of the BUNN equipment, unless the customer requests advance notice of such software updates from BUNN in writing.

These warranty periods run from the date of installation. BUNN warrants that the equipment manufactured by it will be commercially free of defects in material and workmanship existing at the time of manufacture and appearing within the applicable warranty period. This warranty does not apply to any equipment, component or part that was not manufactured by BUNN or that, in BUNN's judgment, has been affected by misuse, neglect, alteration, improper installation or operation, improper maintenance or repair, non periodic cleaning and descaling, equipment failures related to poor water quality, damage or casualty. This warranty is conditioned on the Buyer 1) giving BUNN prompt notice of any claim to be made under this warranty by telephone at (217) 529-6601 or by writing to Post Office Box 3227, Springfield, Illinois 62708-3227; 2) if requested by BUNN, shipping the defective equipment prepaid to an authorized BUNN service location; and 3) receiving prior authorization from BUNN that the defective equipment is under warranty. Additionally, the following is excluded from the warranty period:

Warranty Exclusions:

- Parts such as, but not limited to, hoppers and lids, drip trays, touch screens (fail due to damage), hinges and plastic parts damaged due to improper handling or cleaning agents.
- Replacement of wear items such as, but not limited to, O-rings, gaskets, filter screens, silicone tubes, hoses, and valve seats.
- Repairs made necessary due to poor water quality such as dispense valves, water inlet valves, scaling in hot water boilers (Carbonate Hardness range of 40 - 140 ppm constant).
- Improper voltage, (See equipment operations manual for voltage specifications).
- Failure to use BUNN approved cleaning supplies constitutes improper maintenance.
- Failure to have required preventive maintenance performed by a BUNN technician or authorized Fast Cup service provider.
- Parts replaced under the terms of this warranty carry the remainder of the machine's parts warranty term, or 90 days, whichever is greater.

THE FOREGOING WARRANTY IS EXCLUSIVE AND IS IN LIEU OF ANY OTHER WARRANTY, WRITTEN OR ORAL, EXPRESS OR IMPLIED, INCLUDING, BUT NOT LIMITED TO, ANY IMPLIED WARRANTY OF EITHER MERCHANTABILITY OR FITNESS FOR A PARTICULAR PURPOSE.

The agents, dealers or employees of BUNN are not authorized to make modifications to this warranty or to make additional warranties that are binding on BUNN. Accordingly, statements by such individuals, whether oral or written, do not constitute warranties and should not be relied upon.

If BUNN determines in its sole discretion that the equipment does not conform to the warranty, BUNN, at its exclusive option while the equipment is under warranty, shall either 1) provide at no charge replacement parts and/or labor (during the applicable parts and labor warranty periods specified above) to repair the defective components, provided that this repair is done by a BUNN Authorized Service Representative; or 2) shall replace the equipment or refund the purchase price for the equipment.

THE BUYER'S REMEDY AGAINST BUNN FOR THE BREACH OF ANY OBLIGATION ARISING OUT OF THE SALE OF THIS EQUIPMENT, WHETHER DERIVED FROM WARRANTY OR OTHERWISE, SHALL BE LIMITED, AT BUNN'S SOLE OPTION AS SPECIFIED HEREIN, TO REPAIR, REPLACEMENT OR REFUND.

In no event shall BUNN be liable for any other damage or loss, including, but not limited to, lost profits, lost sales, loss of use of equipment, claims of Buyer's customers, cost of capital, cost of down time, cost of substitute equipment, facilities or services, or any other special, incidental or consequential damages.

TIPS: _____



To **Search/Find** content in this document, use "**Ctrl+F**" (PC)



To **Search/Find** content in this document, use "**Command+F**" (Mac)

CONTENTS

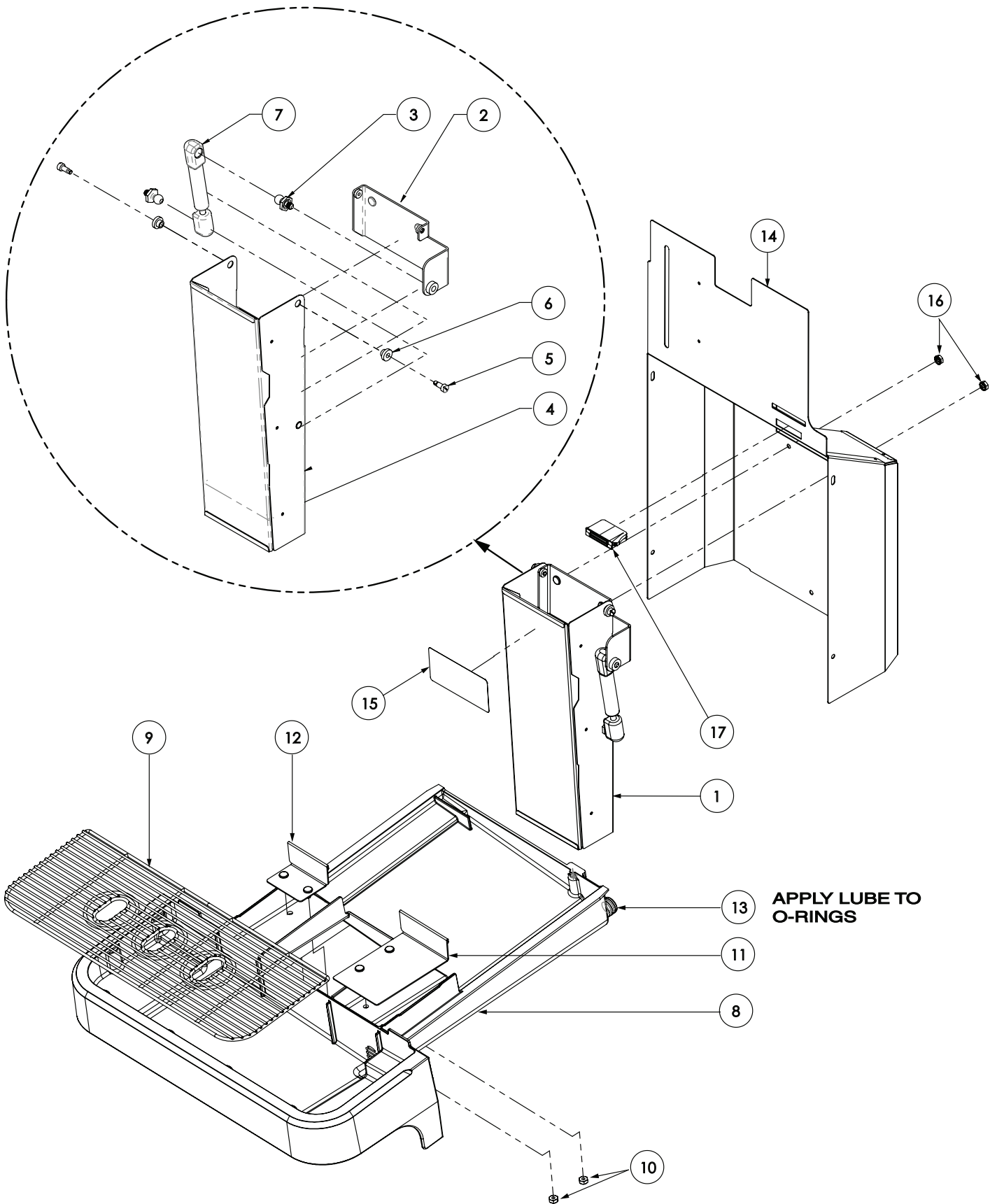
BUNN-O-MATIC COMMERCIAL PRODUCT WARRANTY	2
BTB (WITH AUTO CLEAN) GENERAL ASSEMBLIES	4
Tray & Grounds Chute Assembly	4
Cleaning Shroud Assembly	6
Undercounter Container Assembly & Liquid Cleaner	8
3 lb. Bean Hopper Assembly	10
BTB PANELS & COVERS	12
Fast Cup BTB Brewer Panels	12
Fast Cup BTB Brewer Lower Door	14
Fast Cup BTB Top Cover	16
Fast Cup BTB Tower Panels	18
Fast Cup BTB Tower Door	22
BTB FAST CUP ASSEMBLIES	24
Upper Door Assembly	24
Cleaner Container Assembly	28
Tri Dispense Arm Assembly	30
Grinder Module Assembly	32
Brew Module Assembly	38
Brew Module Assembly Exploded & PM Kits	40
Upper Piston Assembly	46
Brew Chamber Plumbing Assembly	48
Inlet to Fill Valve Tube Assembly	50
BTB FAST CUP VALVE PANEL & DRAIN MANIFOLD PLUMBING ASSEMBLY	52
Valve Panel Assemblies	52
Upper Fast Brew Plumbing Assembly	54
Inlet/Drain Valve Plumbing Assembly	56
Valve Cluster Plumbing Assembly	58
Chiller Drain Plumbing Assembly	60
Auto Clean Plumbing Assembly	62
Chiller Assembly	64
Drain Manifold & Tube Assembly	66
BTB (WITH AUTO CLEAN) VALVE PANEL NOMENCLATURE	68
BTB FC BREWER CHASSIS ELECTRICAL & NON-ELECTRICAL COMPONENTS	70
Tank Bracket Assembly	70
Tank Bracket Assembly	72
Power Supply and Control Boards	74
Miscellaneous Chassis Components	76
BTB FC TOWER CHASSIS ELECTRICAL & NON-ELECTRICAL COMPONENTS	80
Miscellaneous Chassis Components	80
Server Base Tray Assembly	84
Swing Arm Assembly	86
Power Supply	88
Base Assembly	90
Pump/Drain Assembly	92
Valve Panel Assembly	94
BTB (WITH AUTO CLEAN) TOWER VALVE PANEL NOMENCLATURE	96
1.0 GALLON SH REVERVOIR ASSEMBLY	98
BTB (WITH AUTO CLEAN) WIRING HARNESSSES & POWER CORD	100

BTB (WITH AUTO CLEAN) GENERAL ASSEMBLIES



Tray & Grounds Chute Assembly

BTB AC



BTB (WITH AUTO CLEAN) GENERAL ASSEMBLIES

Tray & Grounds Chute Assembly

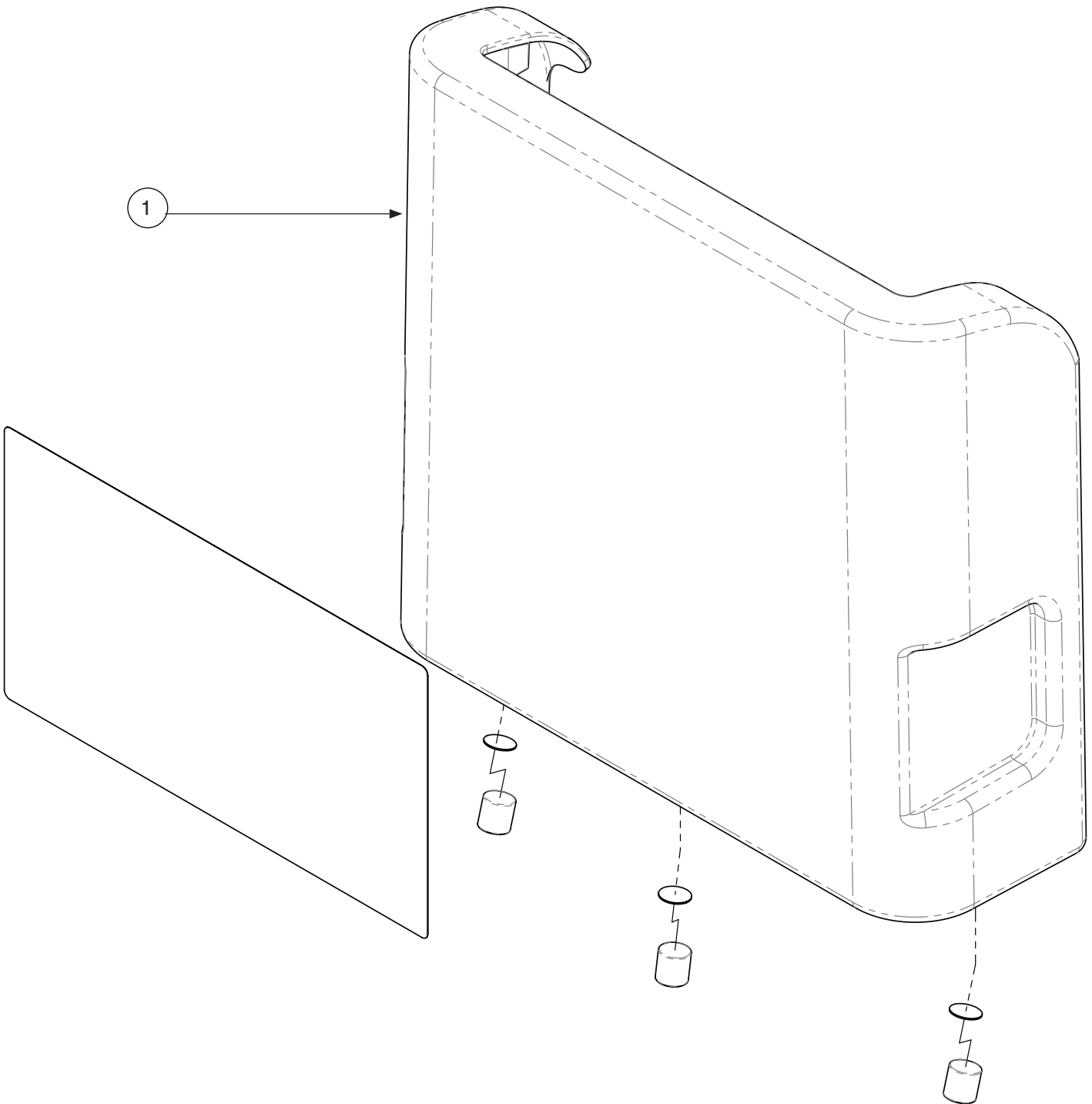
ITEM	QTY	DESCRIPTION	PART NO.	NOTES
1	1	CHUTE, GROUNDS ASSY 12.6 HT GAS SP	58470.0004	
2	1	BRACKET WLDMT, CHUTE MTG GAS SP	58467.0001	
3	2	STUD, BALL .25-20 X .312	33108.0002	
4	1	CHUTE WLDMT, GROUNDS 12.1 HT GAS SP	58469.0004	
5	2	SCREW,SHLDR 8-32x.187ODx.313LG W/PL	34741.0001	
6	2	BUSHING,.196ID X.3 OD X.12FLG ACETAL	34362.0006	
7	1	GAS SPRING, GROUNDS CHUTE	57503.0001	
8	1	TRAY ASSY, DRIP W MAGNET FAST CUP	54933.0020	
9	1	GRATE, DRIP TRAY TRI DISPENSE	54933.0106	
10	4	NUT, ELASTIC LOCK #8-32 SST	00991.0006	
11	1	WELDMENT, GROUNDS SHIELD-RIGHT	58731.0001	
12	1	WELDMENT, GROUNDS SHIELD-LEFT	58729.0000	
13	2	O-RING, -118 BUNA-N 70	56269.0000	
		LUBE, SILICONE HAYNES 1 OZ. TUBE	44023.0001	Not Illustrated
14	1	WLDMT, ACCESS PANEL CIP	55352.0003	
15	1	DECAL, WARNING MOVING PARTS	27442.0000	
16	2	NUT, KEPS #8-32 SST	49249.0000	
17	1	MAGNETIC CATCH, SNAP-IN	25899.0000	
The following items are not illustrated				
18	1	WIRE HARN, CLEAN CHUTE SENSOR BTB	58518.0001	
19	-	KIT, GROUNDS BIN PREMIA w/INSTRUCTIONS	59034.0000	
20	1	CLOTH, MICROFIBER SCREEN CLEANING	53465.0000	
21	1	12 INCH BRUSH, ANGLED	47745.0000	

BTB (WITH AUTO CLEAN) GENERAL ASSEMBLIES



Cleaning Shroud Assembly

BTB AC



BTB (WITH AUTO CLEAN) GENERAL ASSEMBLIES

Cleaning Shroud Assembly

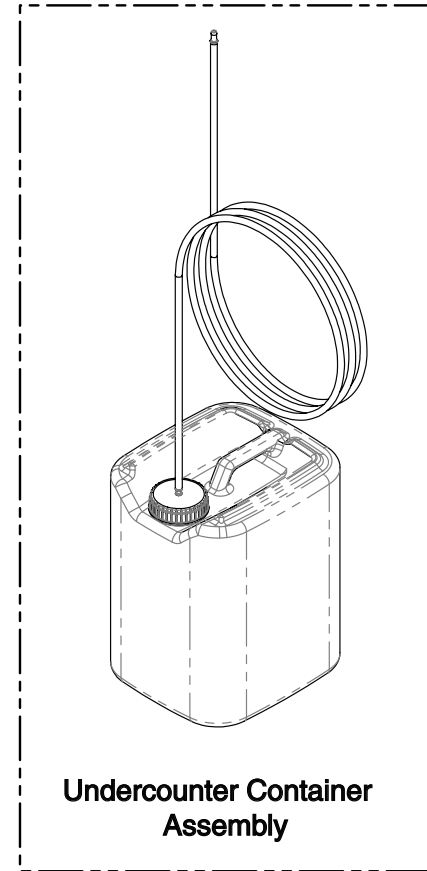
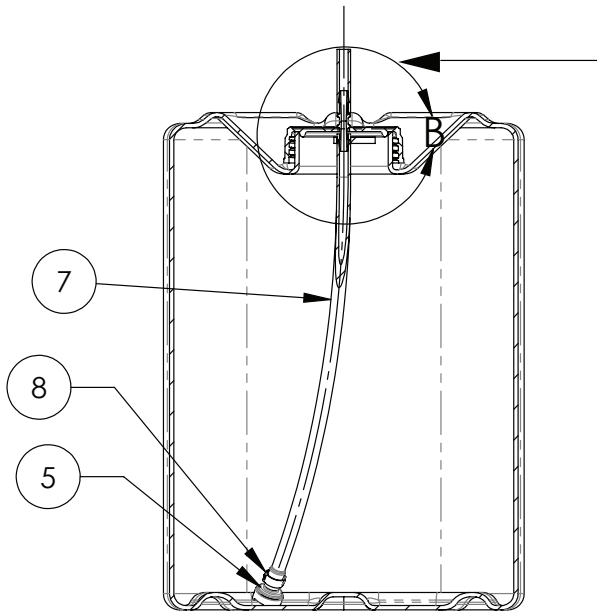
ITEM	QTY	DESCRIPTION	PART NO.	NOTES
1	1	KIT, SHROUD ASSEMBLY, CLEANING B2B - BUNN	58275.1001	

BTB (WITH AUTO CLEAN) GENERAL ASSEMBLIES

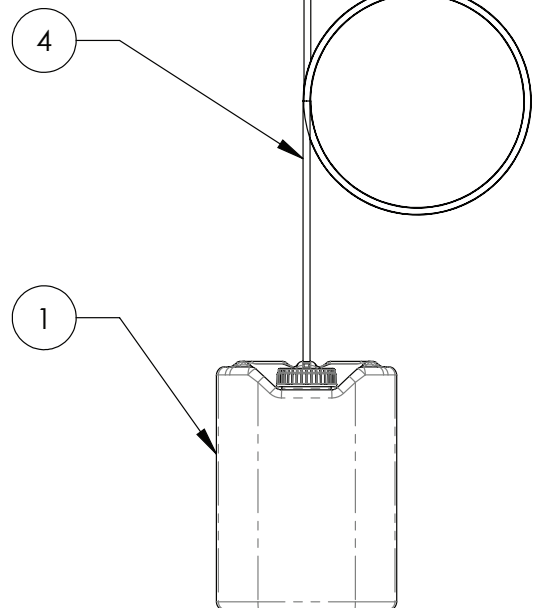
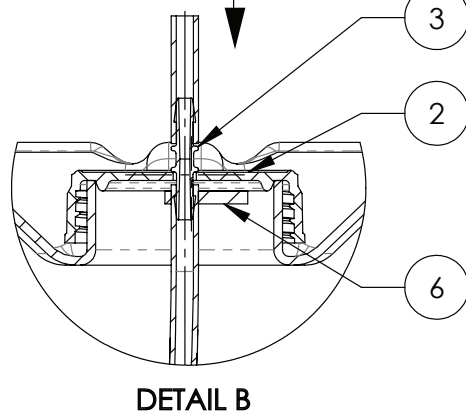
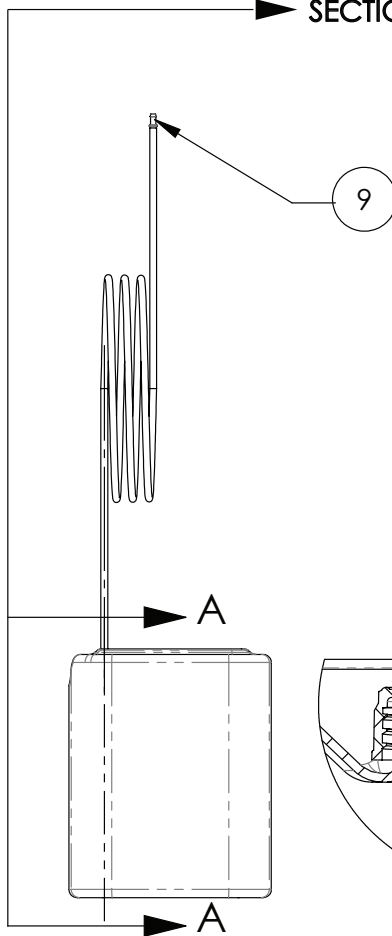


Undercounter Container Assembly & Liquid Cleaner

BTB AC



SECTION A-A



BTB (WITH AUTO CLEAN) GENERAL ASSEMBLIES

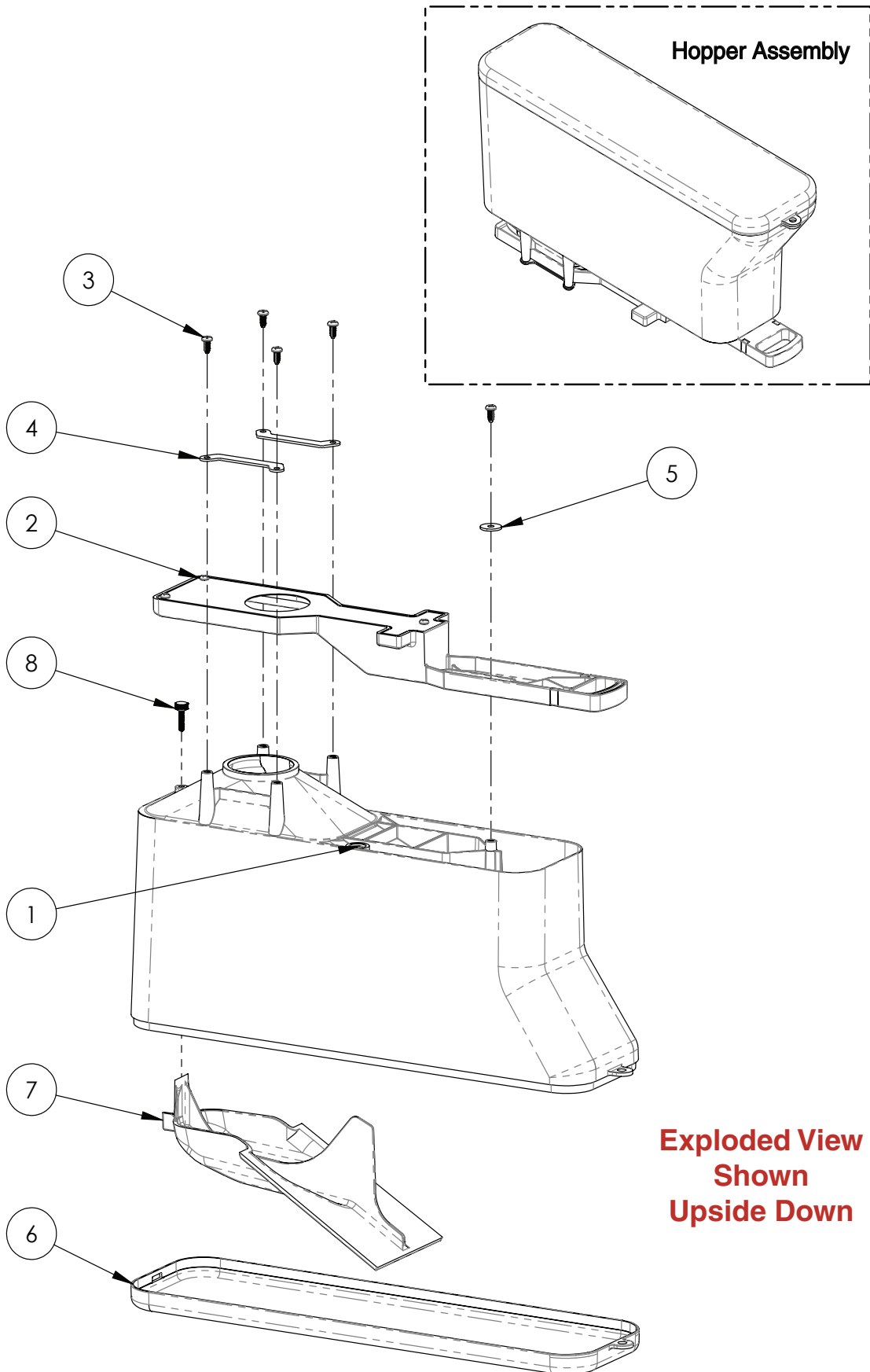
Undercounter Container Assembly & Liquid Cleaner

ITEM	QTY	DESCRIPTION	PART NO.	NOTES
-	1	KIT, UNDERCOUNTER CONTAINER	59071.1000	
1	1	CONTAINER, 2.5 GAL 63MM CAP		
2	1	CAP, 63MM RIBBED W HOLE		
3	1	CONNECTOR, UNION .188X.188 -KYNAR	45515.0000	
4	1	TUBE, SILICONE 5MM ID X 8MM OD X 120LG		Order Item 10
5	1	FITTING, FILTERED INTAKE .25 BARB		
6	1	CLAMP, HOSE-SNAP TYPE.31/.34ID	12422.0007	
7	1	TUBE, SILICONE 5MM ID X 8MM OD X 11LG		Order Item 10
8	1	CLAMP, SST-.346/.413 DIA 10.5	21275.0008	
9	1	FITTING, 6MM PPSU TUBE 4MM ID	53408.0001	
The following items are not illustrated				
10		KIT, TUBE SILICONE 5MM ID X 8MM OD 12IN	50733.1000	
		KIT, TUBE SILICONE 5MM ID X 8MM OD 3FT	50733.1001	
		KIT, TUBE SILICONE 5MM ID X 8MM OD 10FT	50733.1002	
11		LIQUID CLEANER, CLEARLY COFFEE 1GAL BOX	58602.1001	
12		LIQUID CLEANER, CLEARLY COFFEE CASE	58602.0002	Contains Qty-4, 1-Gal. Bottles

BTB (WITH AUTO CLEAN) GENERAL ASSEMBLIES



3 lb. Bean Hopper Assembly



BTB (WITH AUTO CLEAN) GENERAL ASSEMBLIES

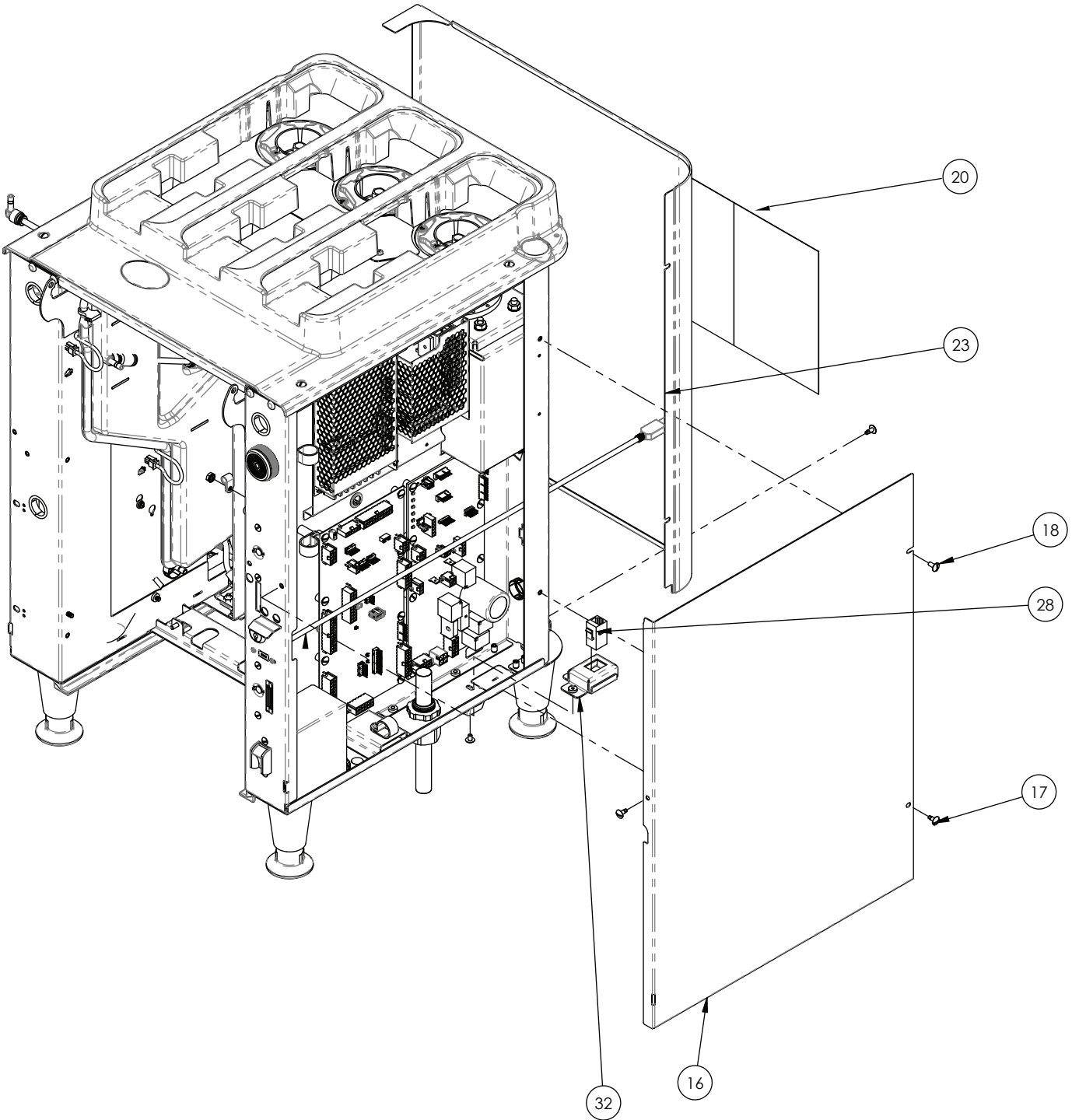
3 lb. Bean Hopper Assembly

ITEM	QTY	DESCRIPTION	PART NO.	NOTES
-	3	HOPPER ASSEMBLY, 3 LB BEAN	55292.1001	QTY-1 HOPPER
1	1	HOPPER, 3 LB W/ MAGNE		
2	1	ASSY, HOPPER GATE WITH INDICATOR		
3	5	SCREW, PNH PH#8-18x.38 "25"SST	28629.0000	
4	2	PANEL, GATE CARRIER RETAINER		
5	1	WASHER, .188 ID X .625 OD SST	43951.0000	
6	1	LID, HOPPER 3.5 LB	55288.0000	
7	1	FINGER GUARD ASSY	56741.0011	
8	1	THUMB SCREW, 6-32 X 5/8	56909.0000	
9				
10				
11				
12				
13				

BTB PANELS & COVERS



Fast Cup BTB Brewer Panels



BTB PANELS & COVERS

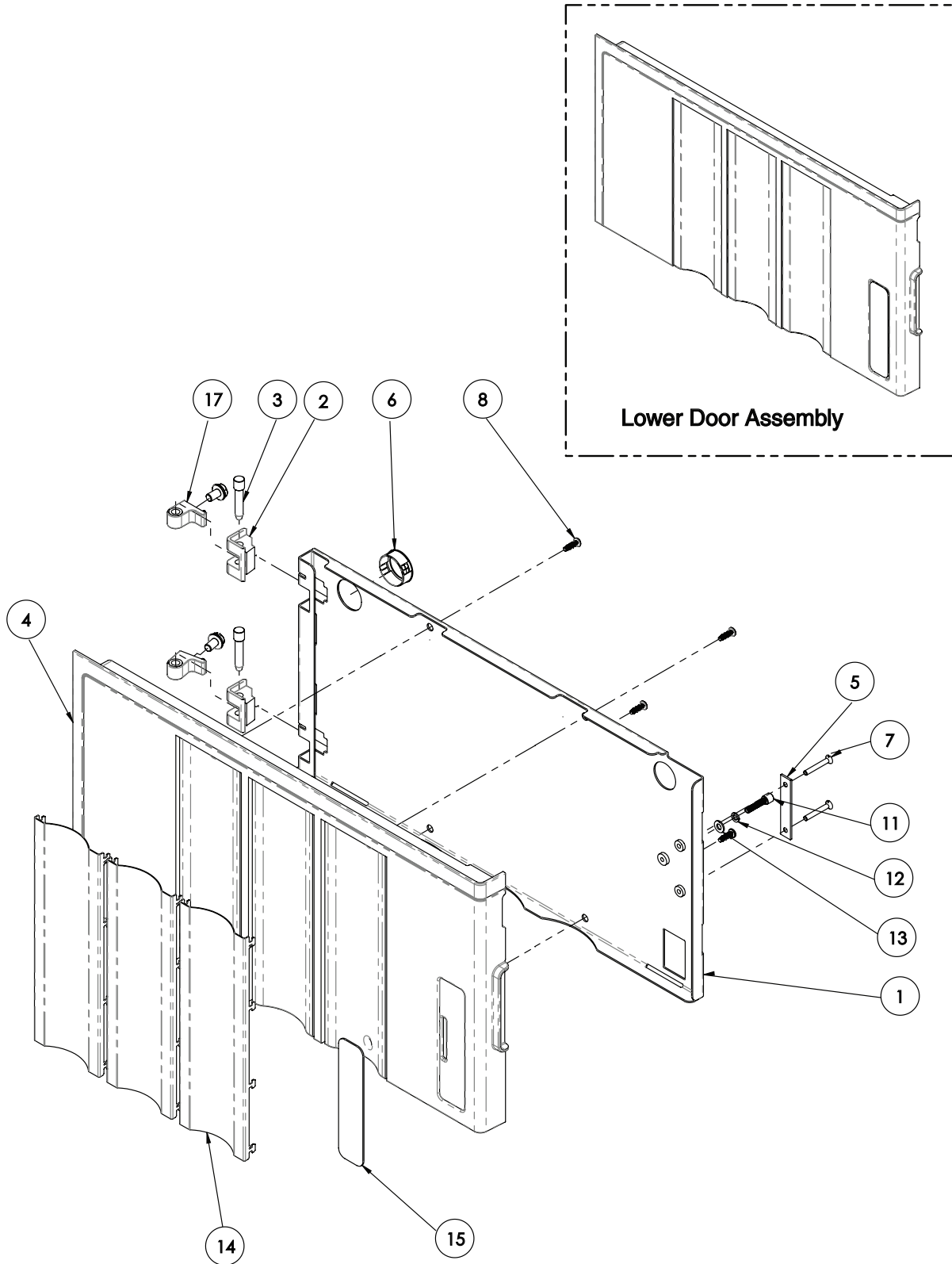
Fast Cup BTB Brewer Panels

ITEM	QTY	DESCRIPTION	PART NO.	NOTES
16	1	PANEL, RIGHT BLK SST	54818.1112	w/DECAL(S)
17	4	SCREW,TRH SLTD BLK 8-32 x .38"	01315.0005	
18	1	SCREW, TRH SLTD SST 8-32 x .38	01315.0000	
20	2	SHIELD, INSULATOR (5.0 X 7.31)	25151.0000	
23	1	PANEL, REAR BATCH BLACK	58103.1010	w/DECAL(S)
28	1	JACK, RJ45 CAT5E PANEL MOUNT ADAPTER	58335.0000	
32	1	WLDMNT, ETHERNET BRACKET-UPPER	58952.0000	

BTB PANELS & COVERS



Fast Cup BTB Brewer Lower Door



BTB PANELS & COVERS

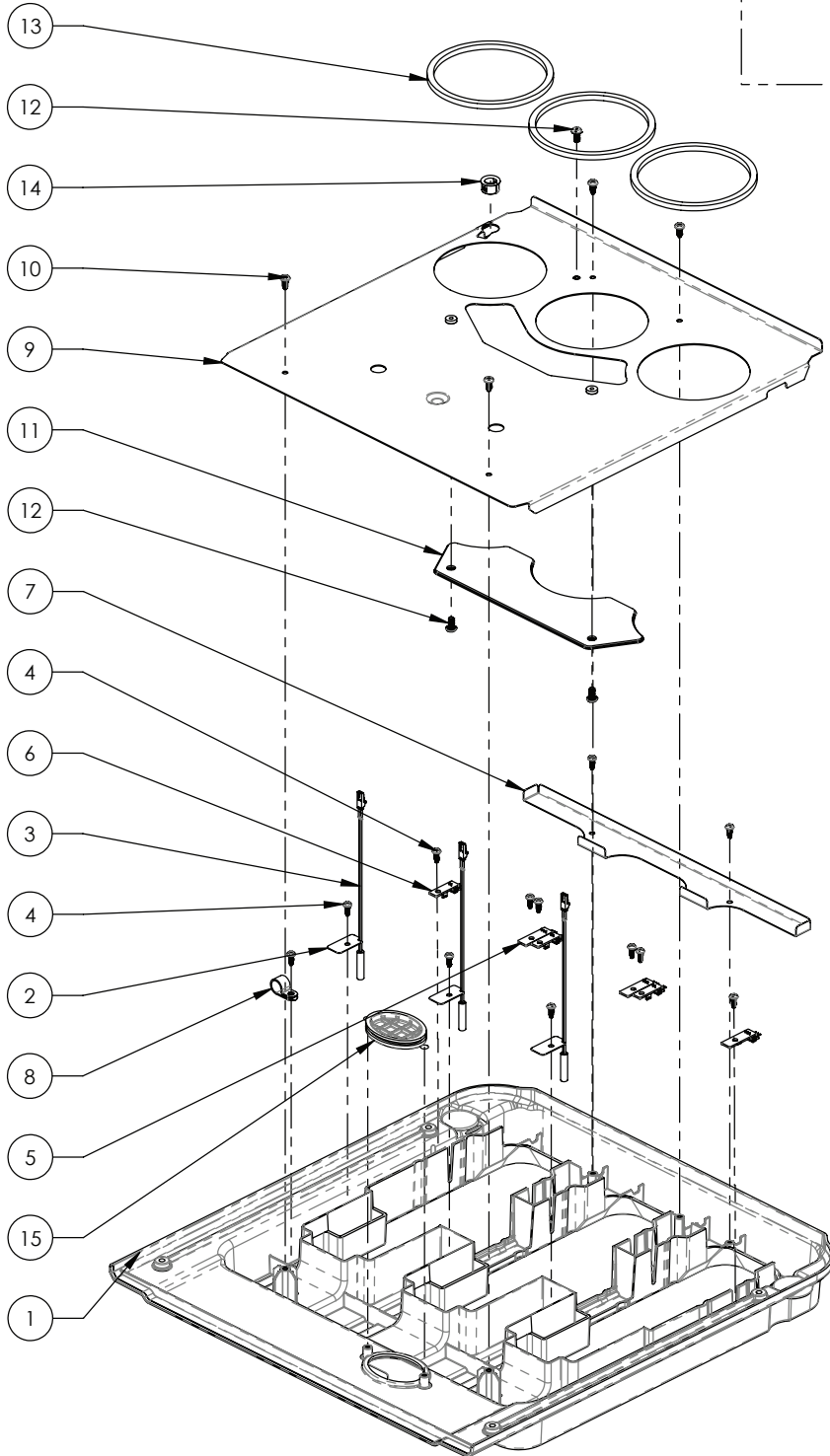
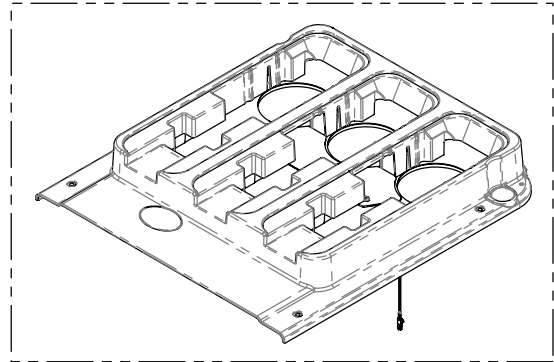
Fast Cup BTB Brewer Lower Door

ITEM	QTY	DESCRIPTION	PART NO.	NOTES
-	1	ASSEMBLY, FRONT DOOR TRI DISPENSE	54995.1001	Includes items 1-3, 5-8, 11-15 & 17
1	1	WLDMT, DOOR BACK		
2	2	HINGE, MAIN DOOR		
3	2	PIN, FAST CUP DOOR HINGE	46635.0001	
4	1	PANEL, DOOR LOWER BATCH		Order Item 1
5	1	STRIKE, DOOR	29448.0000	
6	1	BUSHING, OPEN SNAP NYL BLK .81 ID		
7	2	SCREW, FLH SLTD SST 6-32x1.00	01345.0002	
8	4	SCREW, PNH PHH 2-LEAD #8-18X.50	44010.0000	
11	1	SCREW, SKT HD SST 8-32X.75	57003.0000	
12	1	LOCK WASHER, MDM SPLIT-#8 SST	01519.0000	
13	1	WASHER, FLAT-.187IDX.375OD SST	01522.0001	
14	3	INSERT, DOOR SUMP SST		
15	1	SWITCH, MEMBRANE ADA AM ROTATED	52709.0101	
16	1	WIRING HARN,LOWER DOOR ADA-FAST CUP	53307.0002	
17	2	HINGE LEAF, MAIN DOOR		

BTB PANELS & COVERS



Fast Cup BTB Top Cover



**Exploded View
Shown
Upside Down**

BTB PANELS & COVERS

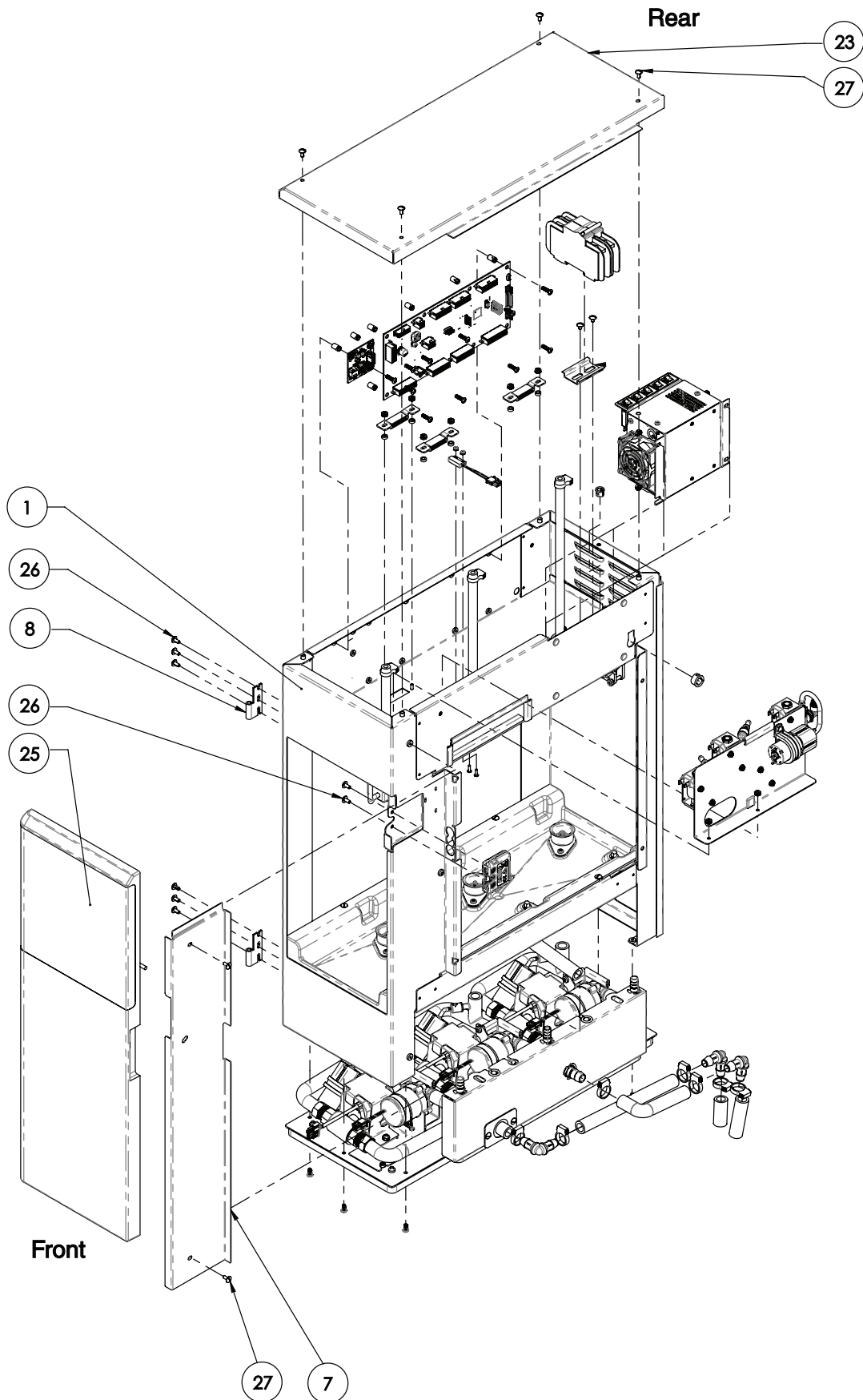
Fast Cup BTB Top Cover

ITEM	QTY	DESCRIPTION	PART NO.	NOTES
1	1	HOUSING, TOP COVER	55296.1000	
2	3	CLIP, REED SWITCH RETAINER		
3	3	REED SWITCH ASSY, MCR	49078.0000	
4	12	SCREW, PNH PHH #6-20X.38 LG TYPE 25	44224.0000	
5	3	CBA, LED HOPPER BEAN DETECT		Order Item 17
6	3	CBA, LED HOPPER BEAN EMIT		Order Item 17
7	1	CHANNEL, CABLE ROUTING		
8	1	CLAMP, CABLE-NYLON NAT .438ID	00603.0000	
9	1	WLDMT, TOP COVER BACKING	55428.0003	
10	4	SCREW, PNH PH#8-18x.38 "25"SST	28629.0000	
11	1	PANEL, TOP COVER ACCESS W SEAL	55429.1003	
12	3	SCREW,PNH SLTD W/SERR 8-32x.38	02308.0000	
13	3	GASKET, TOP COVER GRINDER GAP	55671.0000	
14	1	BUSHING, OCB-562 NYL BLK.390ID	00614.0001	
15	1	PLUG, TABLET CHUTE	45551.0002	
16	1	WIRING HARN, HPR & BEAN DETECT	55218.0001	
17	1	KIT, CBA BEAN DETECT/EMITTER SET	57454.0000	

BTB PANELS & COVERS



Fast Cup BTB Tower Panels



BTB PANELS & COVERS

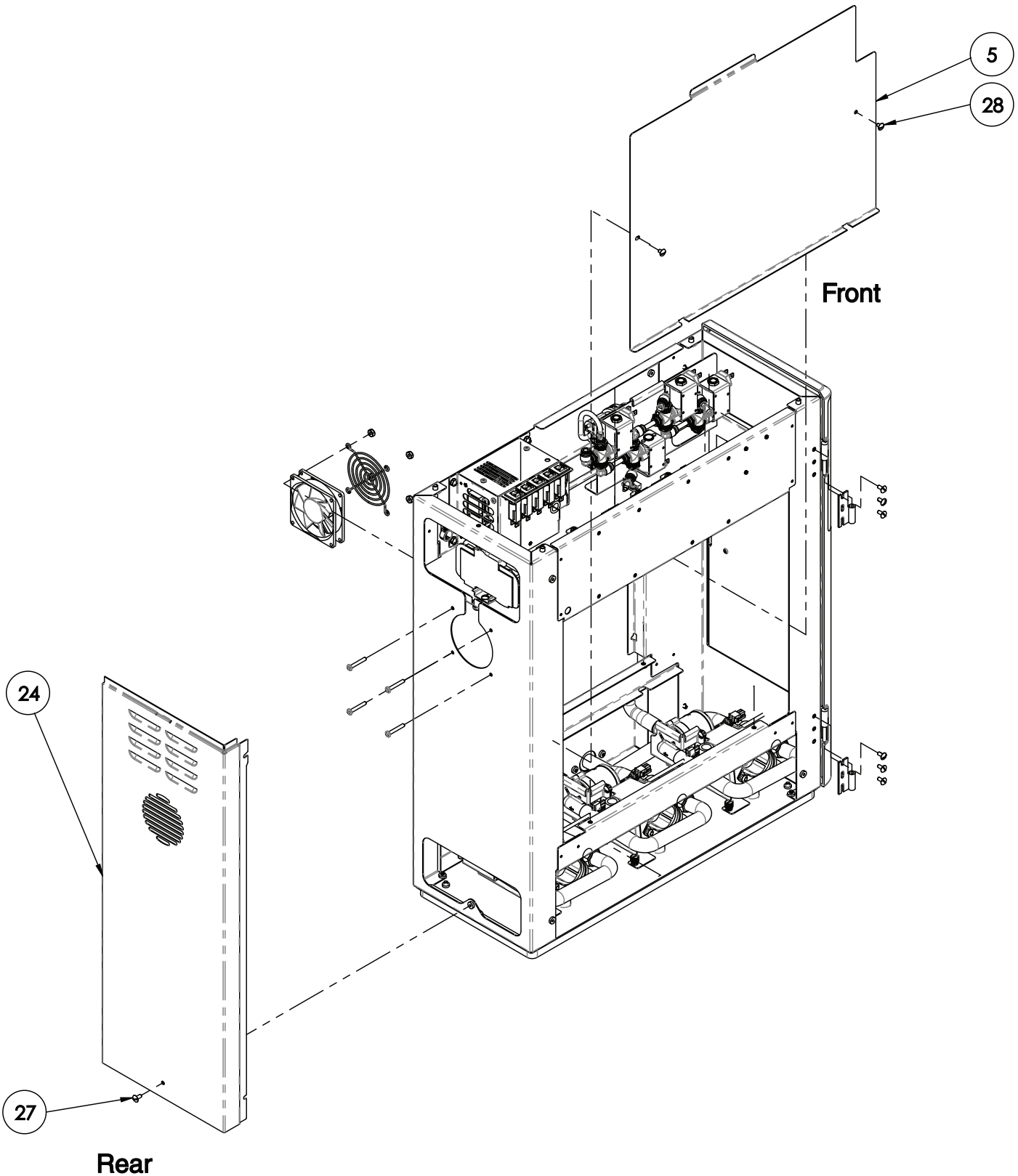
Fast Cup BTB Tower Panels

ITEM	QTY	DESCRIPTION	PART NO.	NOTES
1	1	WLDMNT, TOWER HOUSING		
7	1	COVER, TOWER RIGHT BLACK		
8	2	HINGE, SLIP APART LEFT FEMALE		
23	1	COVER, TOWER TOP BLACK	58019.0011	
25	1	ASSY, DOOR TOWER		
26	8	SCREW, TRHSLTD SST 8-32x.38LKG	01317.0003	
27	11	SCREW, TRHSLTD BLK 8-32x.38LKG	01317.0005	

BTB PANELS & COVERS



Fast Cup BTB Tower Panels



BTB PANELS & COVERS

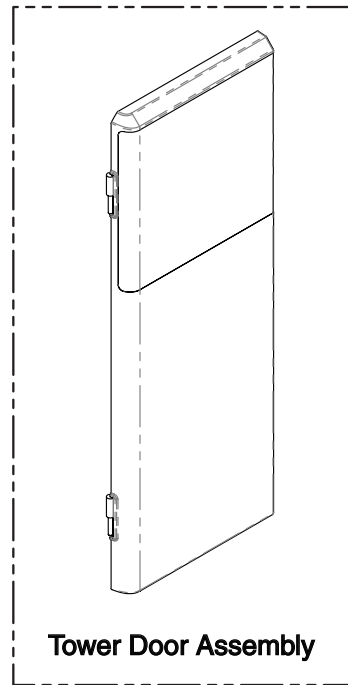
Fast Cup BTB Tower Panels

ITEM	QTY	DESCRIPTION	PART NO.	NOTES
5	1	PANEL, TOWER ACCESS		
24	1	COVER, TOWER BACK BLACK		
27	11	SCREW, TRHSLTD BLK 8-32x.38LKG	01317.0005	
28	4	SCREW, TRH SLTD SST 8-32 X .25 LKG	01311.0001	

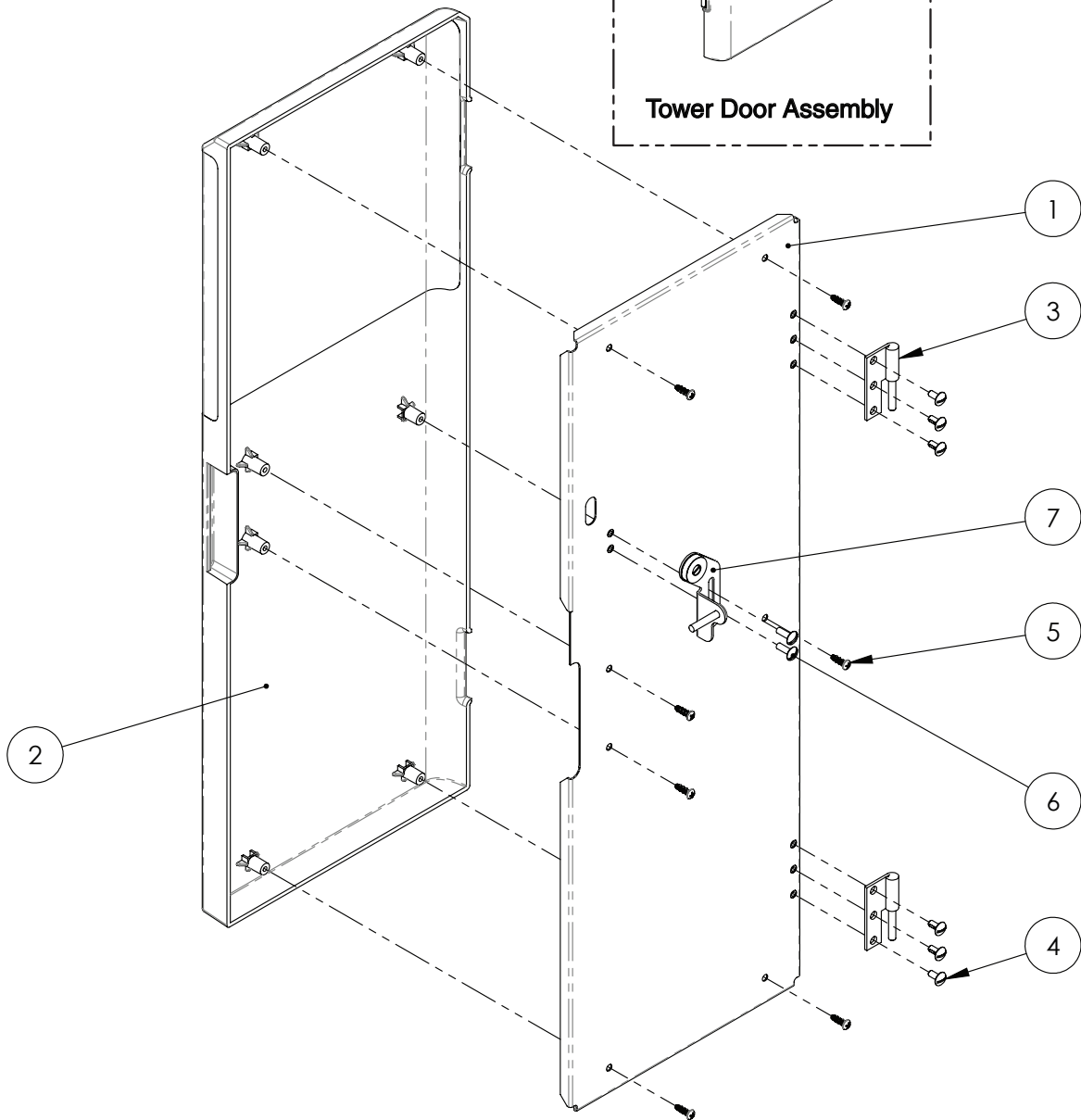
BTB PANELS & COVERS



Fast Cup BTB Tower Door



Tower Door Assembly



BTB PANELS & COVERS

Fast Cup BTB Tower Door

ITEM	QTY	DESCRIPTION	PART NO.	NOTES
-	1	ASSY, DOOR TOWER	58363.0000	Includes Items 1-7
1	1	WLDMT, DOOR INTERIOR		
2	1	COVER, TOWER DOOR		
3	2	HINGE, SLIP APART RIGHT MALE		
4	6	SCREW, TRHSLTD BLK 8-32x.38LKG	01317.0005	
5	7	SCREW, PNH PHH 2-LEAD #8-18X.50	44010.0000	
6	2	SCREW, TRHSLTD SST 8-32x.50LKG	01317.0001	
7	1	ASSY, STRIKER-PREMIA DOOR	59060.0000	

BTB FAST CUP ASSEMBLIES

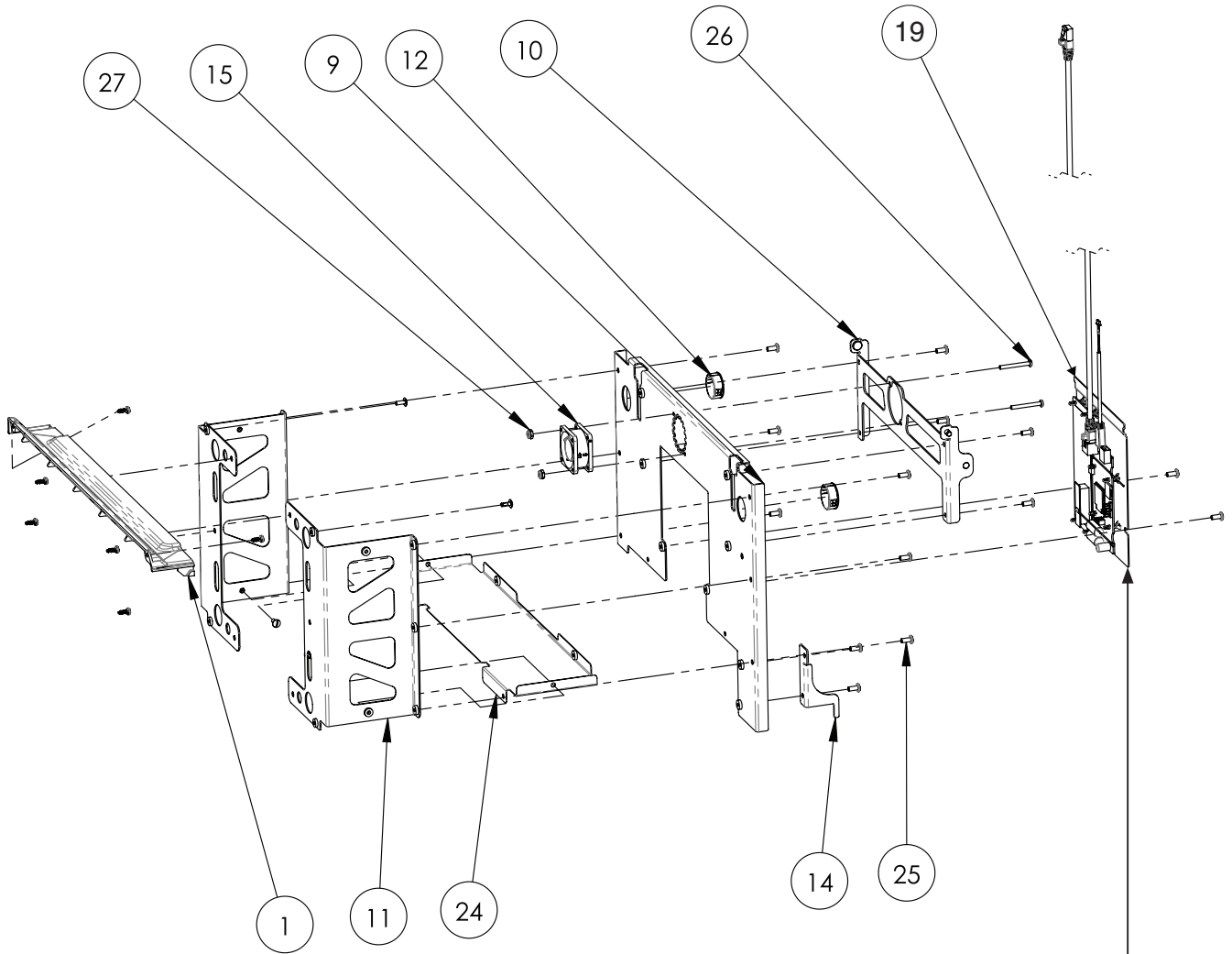
Upper Door Assembly

ITEM	QTY	DESCRIPTION	PART NO.	NOTES
1	1	ASSEMBLY, DOOR UPPER BATCH	58412.1000	
The following items are not illustrated				
	1	SWITCH ASSEMBLY, REED 2 PIN CONN	51855.0001	

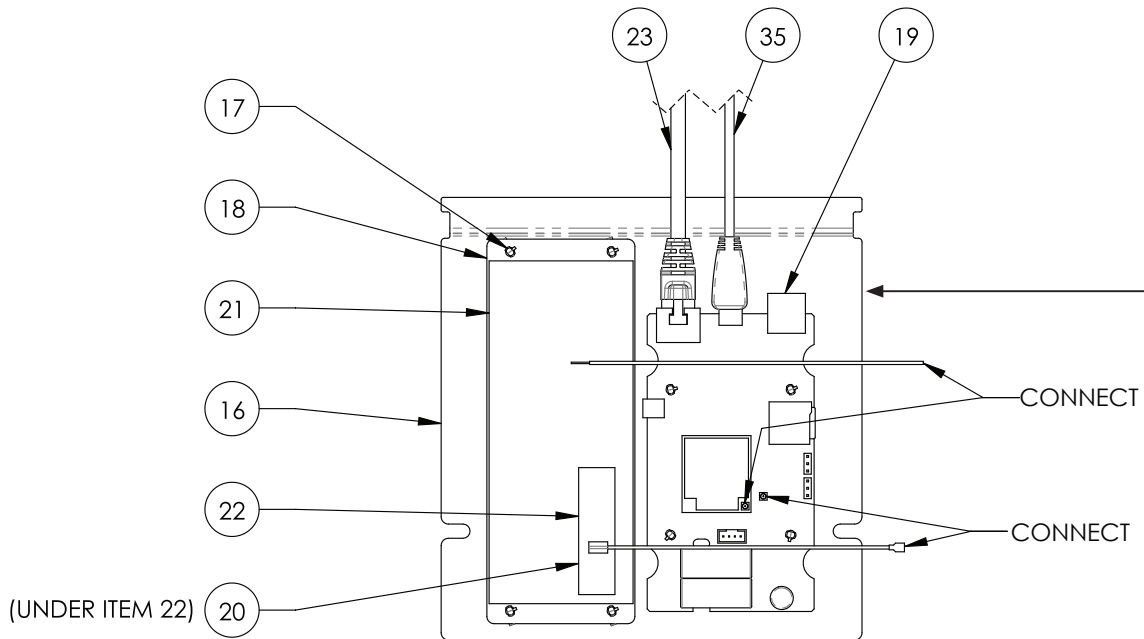
BTB FAST CUP ASSEMBLIES



Upper Door Assembly



BUNNLINK CONNECTIONS



BTB FAST CUP ASSEMBLIES

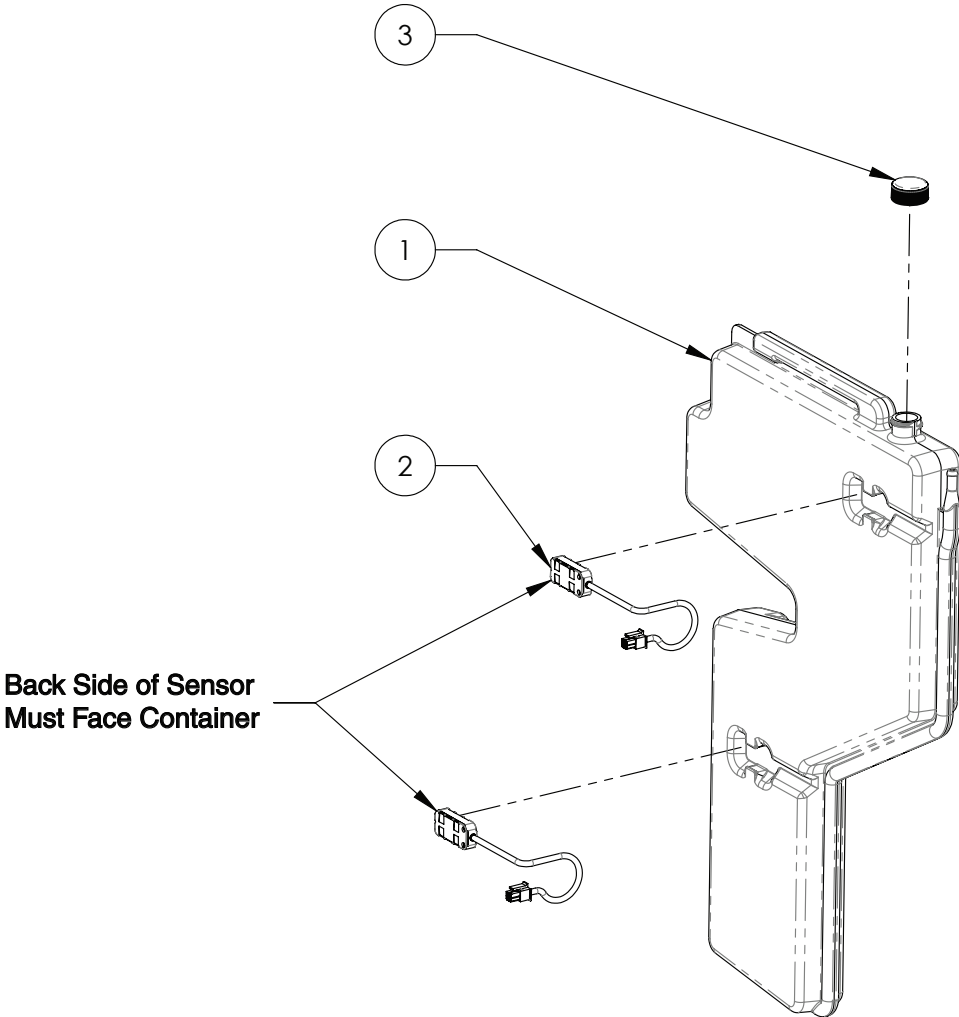
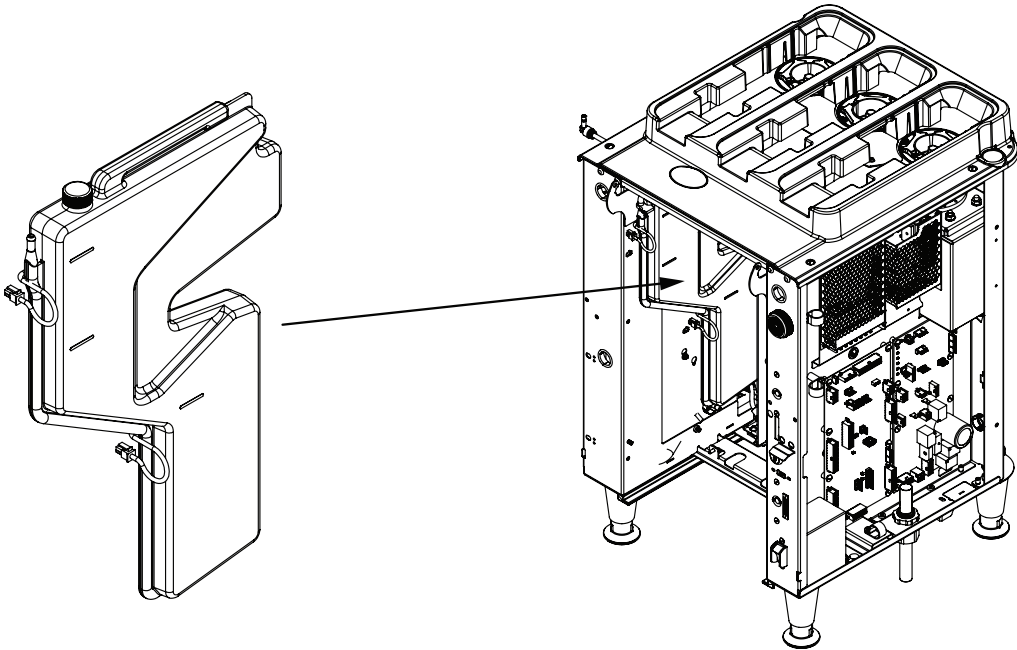
Upper Door Assembly

ITEM	QTY	DESCRIPTION	PART NO.	NOTES
1	1	INSERT, DOOR UPPER BATCH		
9	1	WLDMT, DOOR SLIDE		
10	1	WLDMT, DOOR HINGE BRACKET		
11	2	WLDMT, DOOR MOUNT		
12	2	BUSHING, OPEN SNAP NYL BLK .81 ID		
14	1	BRACKET, UPPER DOOR LOCK		
15	1	FAN ASSEMBLY, 24V DC 40MM W/LOCK SIGNAL	56042.0010	
16	1	BRACKET, DOOR ACCESS		
17	8	SUPPORT, PCB LOCKING .125/.125		
18	1	PLATE, BUNNLINK FRONT DOOR		
19	1	CBA, NODE BUNNLINK ETHERNET WIFI SD		
20	1	FOAM, DBL SIDE ADHSV .5W X .38T X 1.5L		
21	1	ANTENNA, BUNNLINK U.FL	48695.0001	
22	1	ANTENNA, 2.4 GHZ IPEX		
23	1	CABLE, ETHERNET 5FT CAT6 GRAY		
24	1	WLDMT, DUST SHIELD		
25	16	SCREW, PNH PHH 8-32X.38 LKG		
26	2	SCREW, PNH SLOTTED SST 6-32 x 1.25		
27	2	NUT, ELASTIC LOCK #6-32 SST		
35	1	CABLE, MICRO USB		
The following items are not illustrated				
37	1	CBA, BUNNLINK SERIAL POWER CONTROL	58728.0000	
38	1	WIRING HARNESS, BUNN-LINK	56279.0000	
39	1	WIRING HARNESS, BUNNLINK-FAST CUP	56280.0000	
-	1	KIT, BUNNLINK WIFI	57132.0000	includes items 16 -23 & 36

BTB FAST CUP ASSEMBLIES



Cleaner Container Assembly



Back Side of Sensor
Must Face Container

BTB FAST CUP ASSEMBLIES

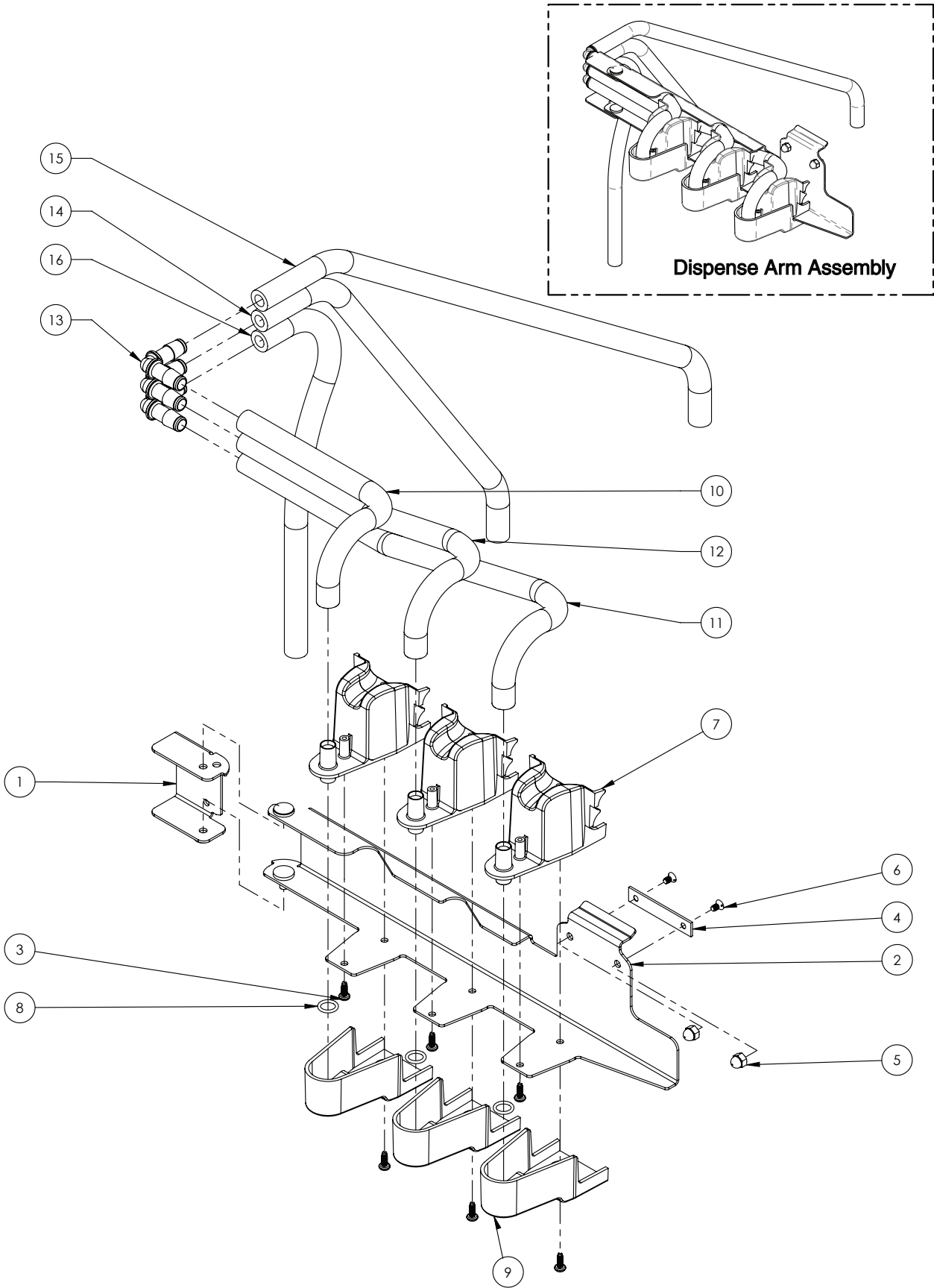
Cleaner Container Assembly

ITEM	QTY	DESCRIPTION	PART NO.	NOTES
-	1	ASSY, CLEANER CONTAINER	58880.0001	Includes Items 1-3
1	1	CONTAINER, LIQUID CLEANER	58881.0002	
2	2	SENSOR, CAPACITIVE LIQUID		
3	1	CAP, 20-400MM WHITE UNLINED	58997.0000	

BTB FAST CUP ASSEMBLIES



Tri Dispense Arm Assembly



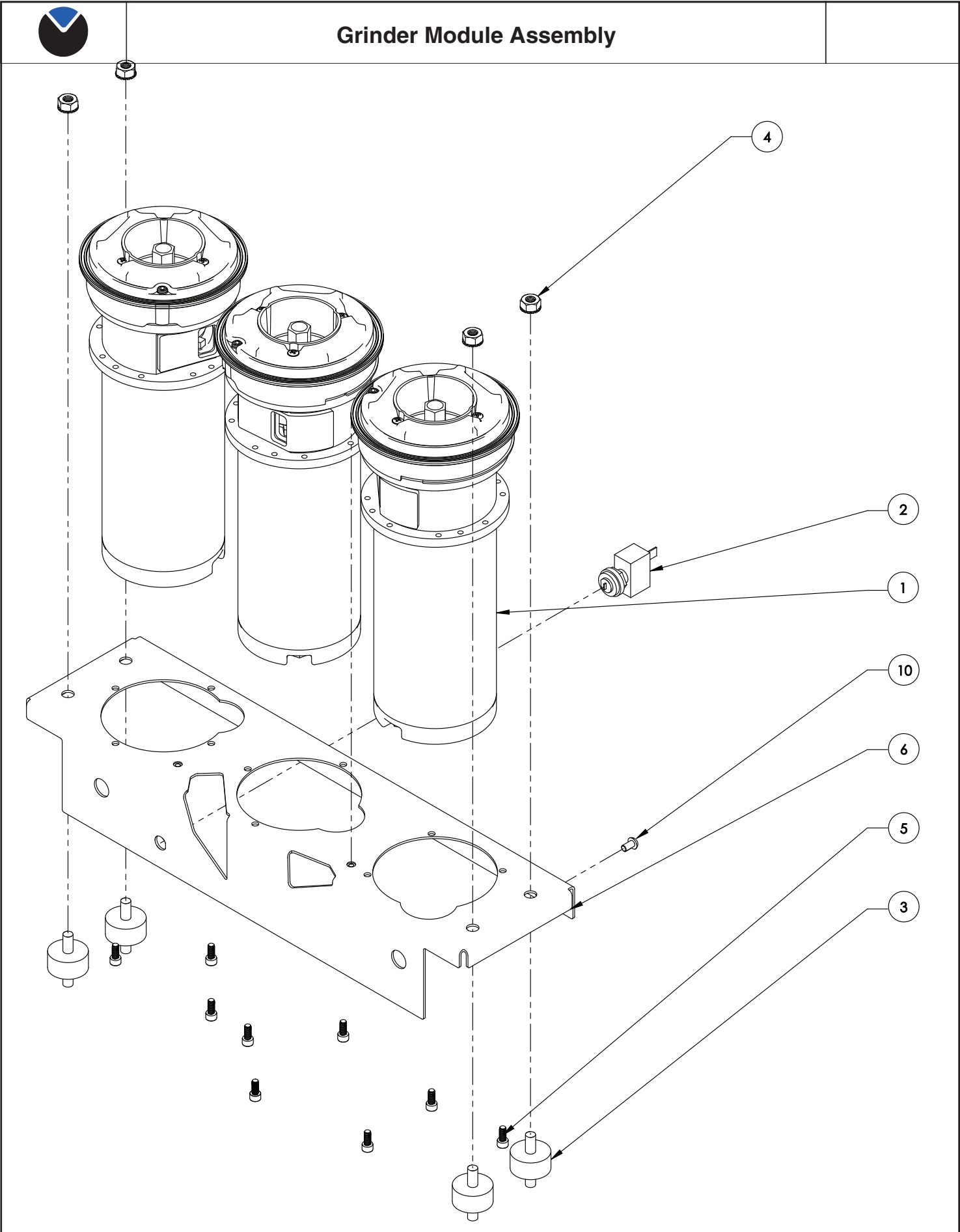
BTB FAST CUP ASSEMBLIES

Tri Dispense Arm Assembly

ITEM	QTY	DESCRIPTION	PART NO.	NOTES
-	1	DISPENSE ARM ASSY	58265.1001	includes items 1-16
1	1	BRACKET, DISPENSE FRAME BASE		
2	1	WLDMT, DISPENSE FRAME ARM		
3	6	SCREW, PNH PHH #6-20 X .38 LG TYPE 25	44224.0000	
4	1	STRIKE, DOOR	29448.0000	
5	2	NUT, ACORN-LOW CROWN-SST- 6-32	02319.0000	
6	2	SCREW, FH SLTD SS 82DEG #6-32 X 1/4 LKG	44724.0000	
7	3	MOUNT, DISPENSE POINT	58261.0001	
8	3	O-RING, -012 EDPM	23408.0001	
9	3	SHROUD, DISPENSE POINT	58437.0000	
10	1	TUBE, SILICONE .313 ID x 8.50 LG		Order #17
11	1	TUBE, SILICONE .313 ID x 14.5 LG		Order #17
12	1	TUBE,SILICONE .313 x. 562 x 12.00		
13	3	ELBOW, .38 BARB	40348.0000	
14	1	TUBE, SILICONE .313 ID x 15.75 LG		Order #17
15	1	TUBE, SILICONE .313 ID x 22.00 LG		Order #17
16	1	TUBE, SILICONE .313 ID x 13.00 LG		Order #17
The following items are not illustrated				
17		TUBE, SILICONE .313 ID x 12.00 LG	28526.1000	
		TUBE, SILICONE .313 ID x 36.00 LG	28526.1001	
		TUBE, SILICONE .313 ID x 60.00 LG	28526.1002	

BTB FAST CUP ASSEMBLIES

Grinder Module Assembly



BTB FAST CUP ASSEMBLIES

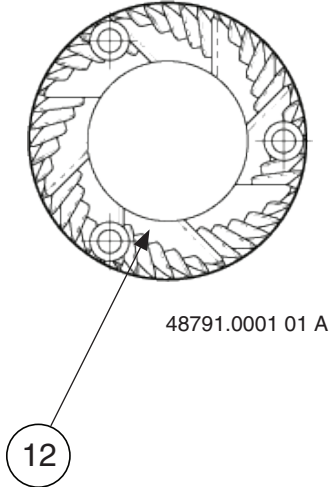
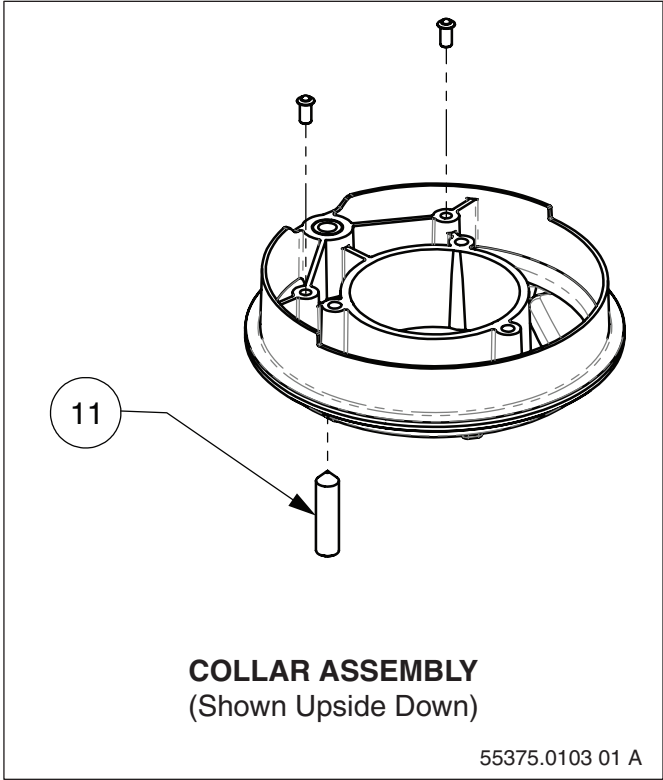
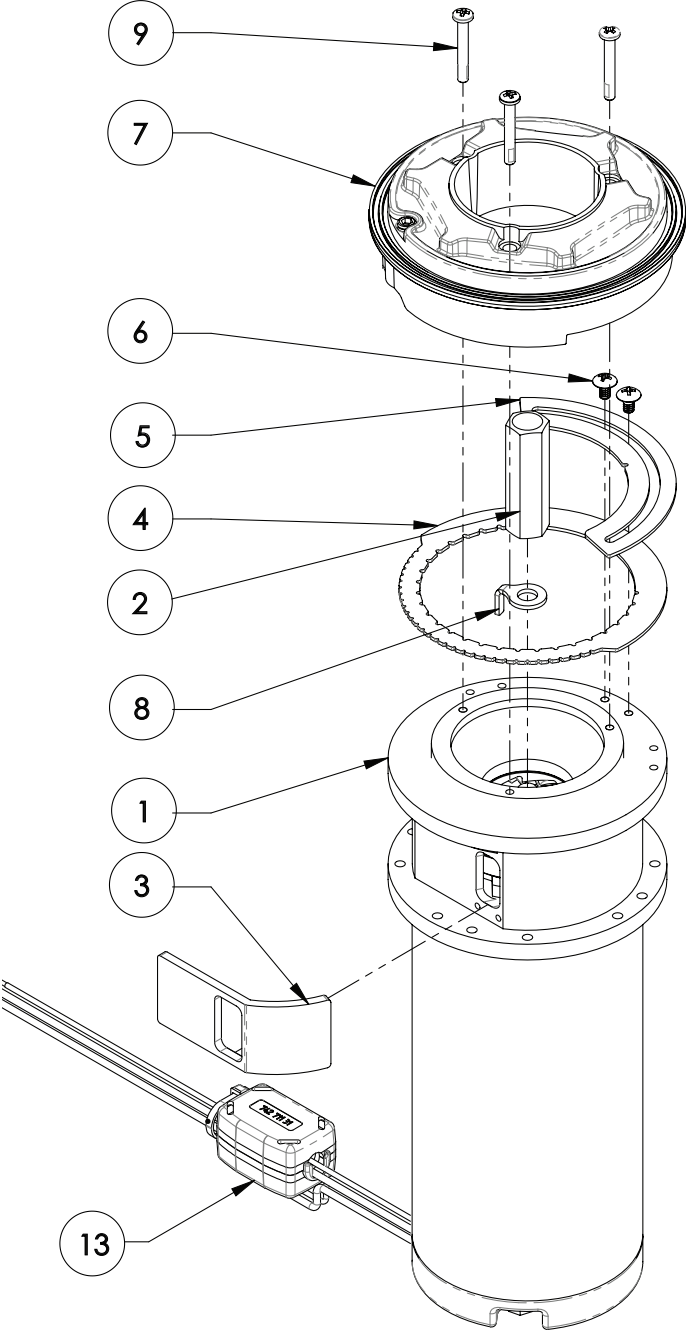
Grinder Module Assembly

ITEM	QTY	DESCRIPTION	PART NO.	NOTES
1	3	GRINDER ASSEMBLY, PREMIA W/ CONN		Go To Pg. 34-35
2	1	CIRCUIT BREAKER, 3 AMP	20987.0000	
3	4	MOUNT, VIBRATION DAMPENING		
4	4	NUT, KEPS .25-20 ZINC PLTD	23700.0000	
5	9	SCREW, SHCS 8-32 X .38 LKG		
6	1	WLDMT, GRINDER SUPPORT BRACKET		
10	3	SCREW, RDH PHH LKG 8-32 x .312	02329.0000	
The following items are not illustrated				
-	1	WIRING HARNESS, GRINDER MODULE	55208.0001	

BTB FAST CUP ASSEMBLIES



Grinder Module Assembly



BTB FAST CUP ASSEMBLIES

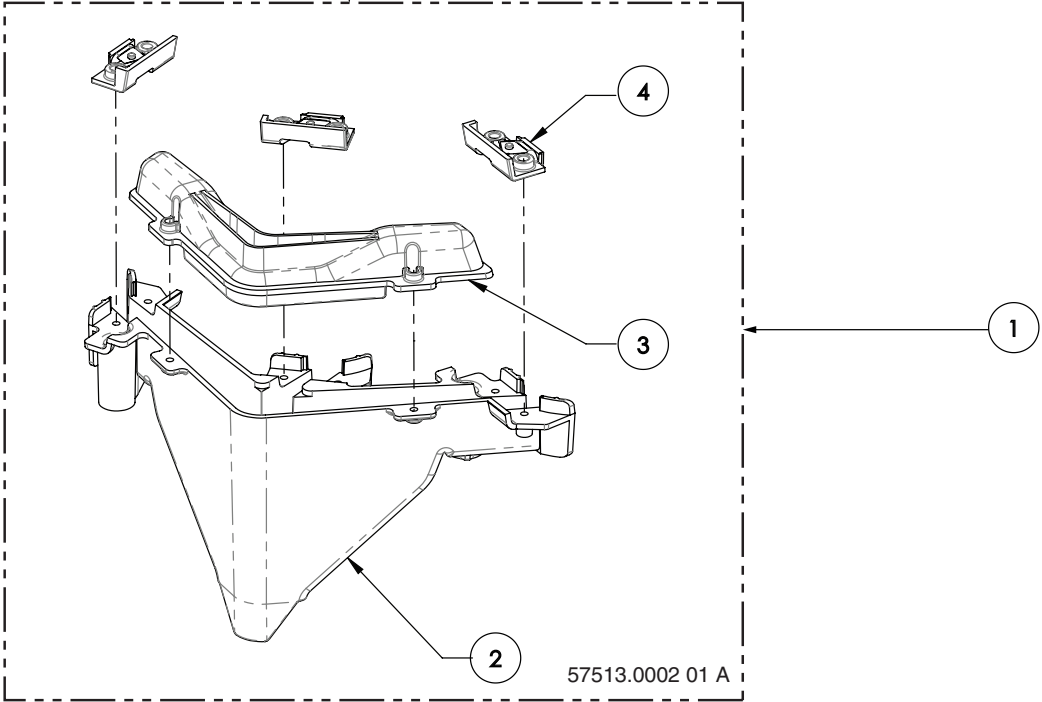
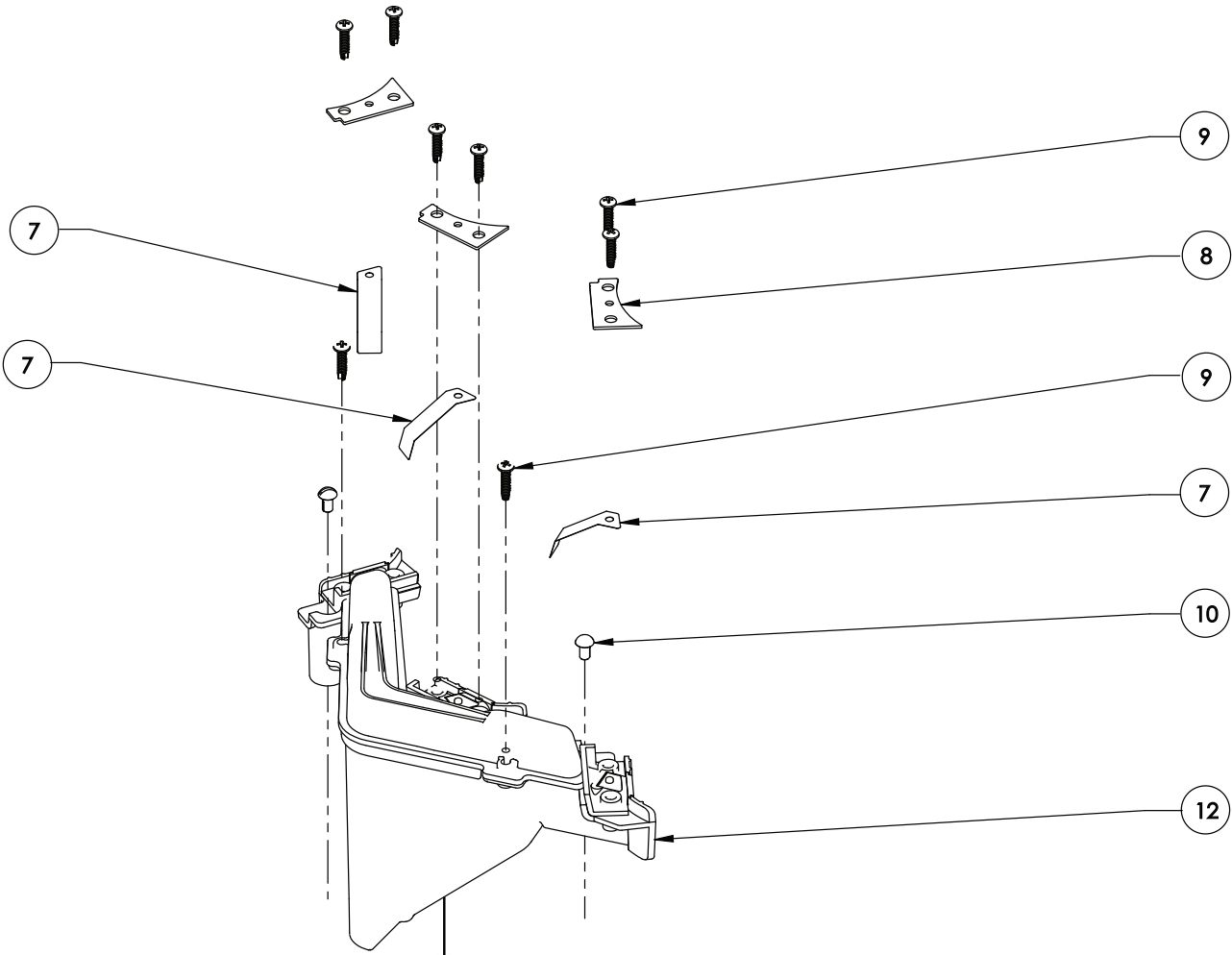
Grinder Module Assembly

ITEM	QTY	DESCRIPTION	PART NO.	NOTES
1	1	GRINDER ASSEMBLY, Premia W/ CONN	55469.0103	Includes item 13
2	1	HEX GRINDER	48177.0000	
3	1	SEAL, GRINDER MANIFOLD ADHESIVE BACKED	55599.0001	
4	1	PANEL, GRIND ADJUST LOCK	55376.0000	
5	1	PANEL, GRIND ADJUST LIMITER	55470.0000	
6	2	SCREW, THD PH SST 6-32 X 1.00 LKG	56782.0000	
7	1	ASSEMBLY, COLLAR, GRINDER W/ DETENT	55375.1103	
8	1	AGITATOR, BEAN	46843.0000	
9	3	SCREW, PNH PHH 6-32 1.0LG SST LKG	58762.0000	
11	1	SET SCREW, CONE PT SST .25 X 1 LKG		
12	2	KIT, GRINDER BURRS	48791.1001	
13	1	FILTER, FERRITE EMI	43384.0001	

BTB FAST CUP ASSEMBLIES



Grinder Module Assembly



57513.0002 01 A

BTB FAST CUP ASSEMBLIES

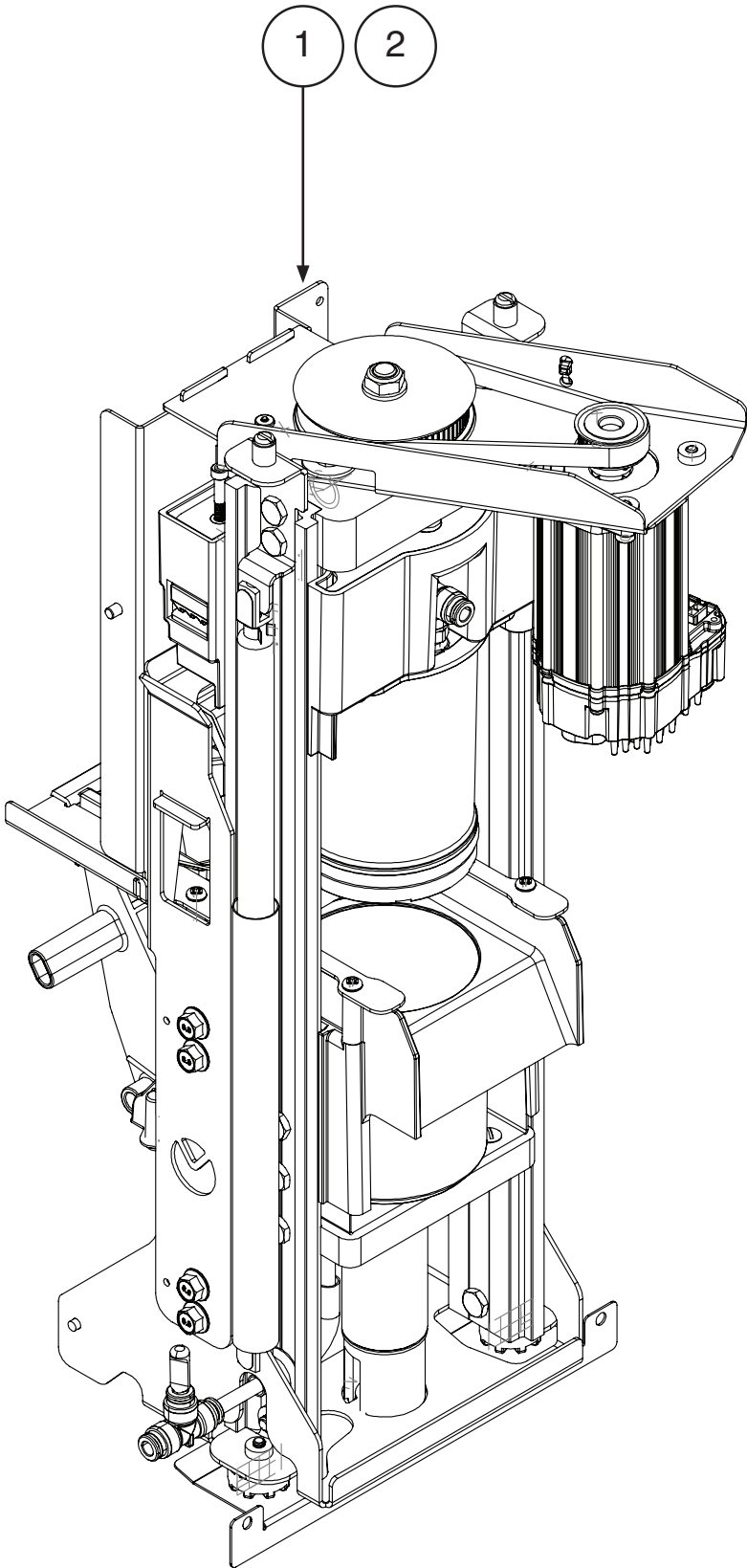
Grinder Module Assembly

ITEM	QTY	DESCRIPTION	PART NO.	NOTES
1	1	KIT, GRINDER MANIFOLD	57513.1000	Includes Items 2-9 & 12
2	1	BODY, GRINDER MANIFOLD		
3	1	LID, TALL MANIFOLD 57474.0000	57474.0000	
4	3	DECHAFFER MOUNT, GRINDER MANIFOLD	55713.0000	
7	3	SPRING, SIDE DECHAFFER FAST CUP	55716.0002	
8	3	PANEL, DECHAFFER HOLD-DOWN	55729.0000	
9	8	SCREW, PNH#6 TYPE 25 X .625	38838.0001	
10	3	SCREW, RDH PHH LKG 8-32 x .312	02329.0000	
12	1	ASSY, MANIFOLD W/ MOUNTS AND LID	57513.0002	

BTB FAST CUP ASSEMBLIES



Brew Module Assembly



BTB FAST CUP ASSEMBLIES

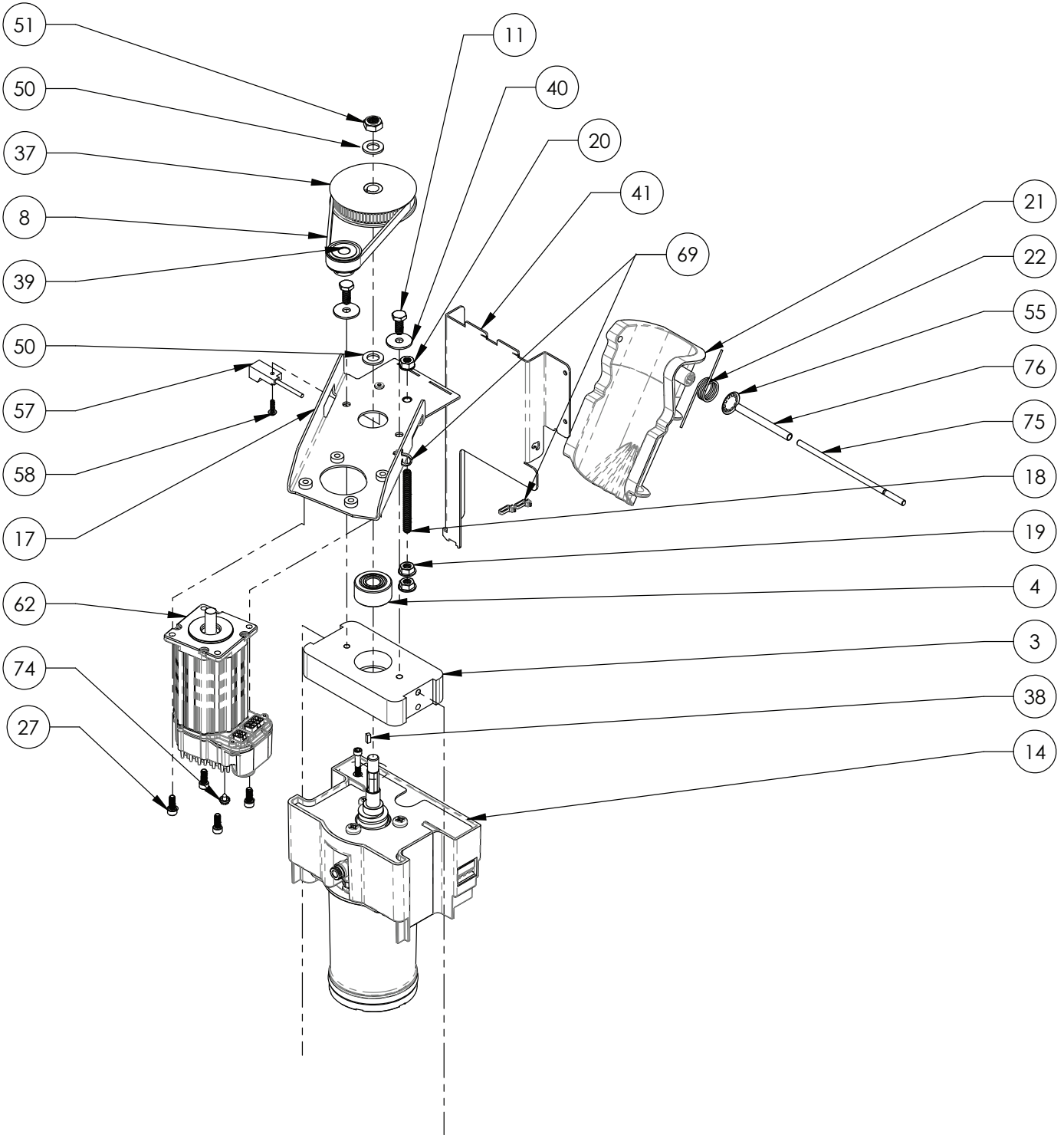
Brew Module Assembly

ITEM	QTY	DESCRIPTION	PART NO.	NOTES
1	-	KIT, NEW FC BREW MODULE ASSEMBLY COMPLETE	54532.1050	NEW
2	-	KIT, FC BREW MOD ASSEMBLY COMPLETE (REFURB)	54532.1150	REFURB

BTB FAST CUP ASSEMBLIES



Brew Module Assembly Exploded & PM Kits



BTB FAST CUP ASSEMBLIES

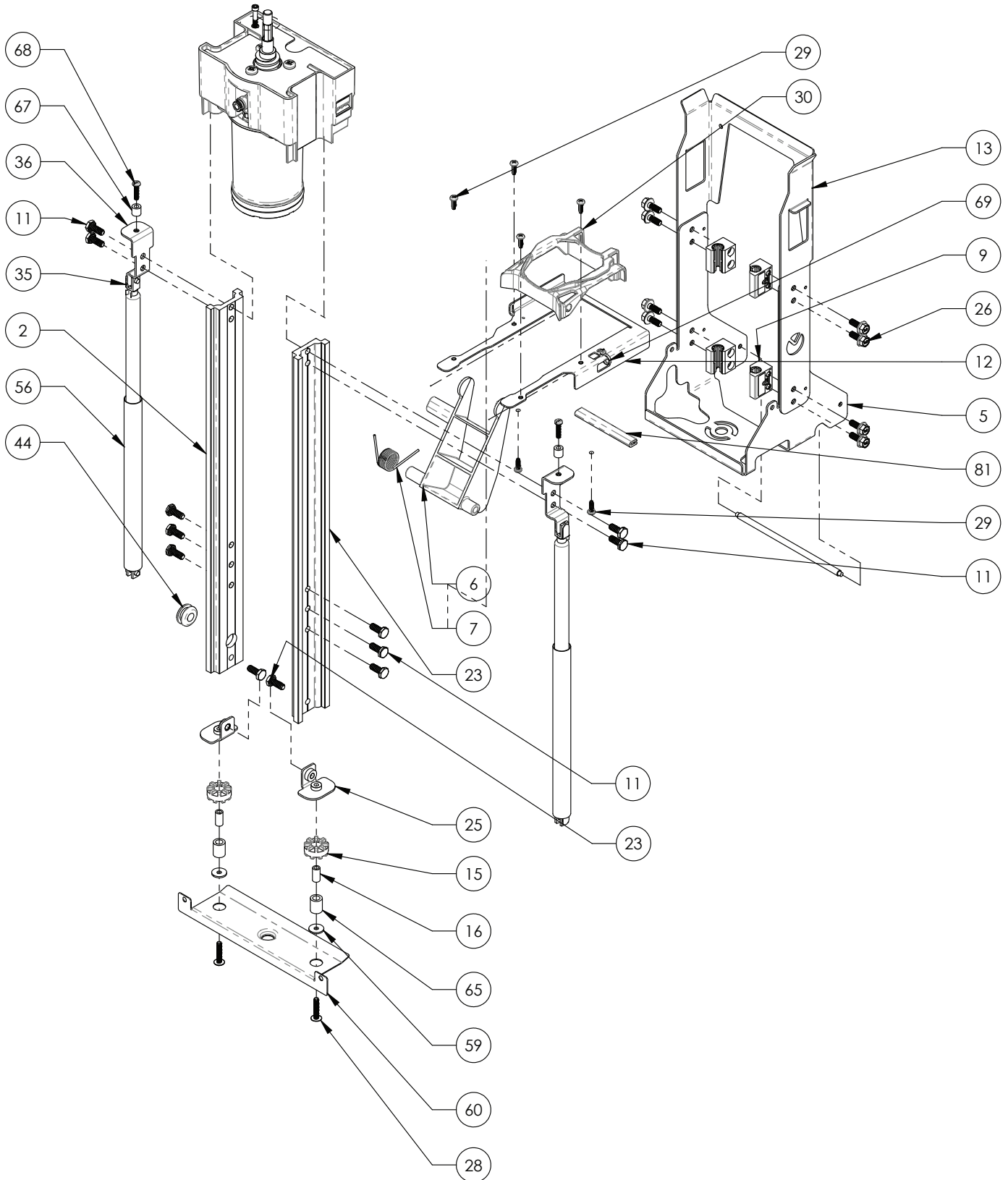
Brew Module Assembly Exploded & PM Kits

ITEM	QTY	DESCRIPTION	PART NO.	NOTES
3	1	PLATE, BEARING SUPPORT		
4	1	BEARING, 12MM ID DBL ROW SEALED		
8	1	BELT, TIMING GT3 113 TOOTH		
11	14	SCREW, HEX HD .25-20X.63 LOCK	58693.0000	
14	1	LATCH ASSEMBLY		
17	1	BRACKET ASSY, FUNNEL		
18	1	SET SCREW, SST 1/4-20	55162.0000	
19	2	NUT, FLANGE 1/4-20	55854.0000	
20	1	NUT, KEPS .25-20 ZINC PLTD	23700.0000	
21	1	FUNNEL, GROUNDS FLUTED		
22	1	SPRING, TORSION		
27	4	SCREW, SKT SST LKG 10-32 X .5	55865.0001	
37	1	PULLEY, TIMING BELT 72 TEETH 10MM BORE		
38	1	KEY, 3MM SQ X .5 UNDERSIZED		
39	1	PULLEY, TIMING BELT 24 TOOTH .375 BORE		
40	4	WASHER, FLAT .266 X .875 SST	57954.0000	
41	1	BRACKET, FUNNEL SUPPORT		
50	2	WASHER, M10 X 19 MM OD SST		
51	1	NUT, 3/8 - 16 LOCKING	55047.0002	
55	1	PUSH RING, EXTERNAL 1.0 DIA SHAFT		
57	1	SENSOR ASSEMBLY, PROXIMITY	48985.0000	
58	1	SCREW, #4-40 X .50 PH W.ISP LOCK WASHER	48817.0000	
62	1	MOTOR, DC SERVO W/SOFTWARE	54658.1003	
69	2	TIE, CABLE NYLON BLACK 4.04 LG	36329.0000	
72	1	WIRING HARNESS, BREW MODULE	55235.0001	Not Illustrated
74	1	SCREW, HEX CRIMPTITE #6 X .25	02332.0001	
75	1	SHAFT, GROUNDS FUNNEL		
76	1	SLEEVE, GROUNDS FUNNEL SHAFT		
The following items are not illustrated				
	1	20K PM KIT, PREMIA INCLUDES: 1 O-RING, 334 SILICONE, UPPER PISTON 1 SCREEN, SST PREMIA, UPPER PISTON 3 ACTUATOR, RESERVOIR FLOATING 1 O-RINGS, FAST CUP/PREMIA DRIP TRAY 1 INSTRUCTIONS, 20K PM KIT-PREMIA 1 KIT, NONREMOVABLE SWIPER	58749.0000	
	1	PM KIT, PREMIA 80K INCLUDES: 3 ACTUATOR, RESERVOIR FLOATING 1 O-RINGS, FAST CUP/PREMIA DRIP TRAY 1 KIT, NEW FC BREW MODULE ASSEMBLY COMPLETE 1 INSTRUCTIONS, 80K PM KIT-PREMIA	58749.0001	

BTB FAST CUP ASSEMBLIES



Brew Module Assembly Exploded & PM Kits



BTB FAST CUP ASSEMBLIES

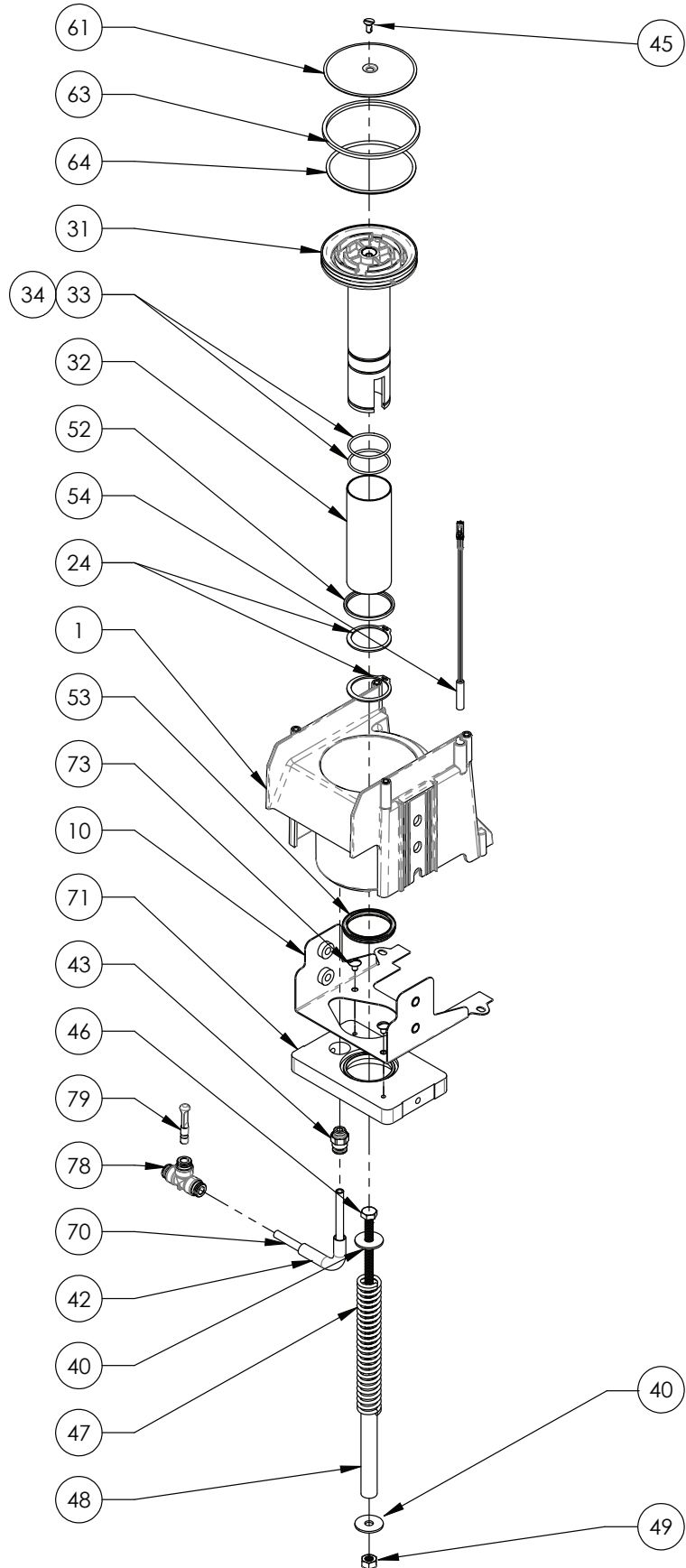
Brew Module Assembly Exploded & PM Kits

ITEM	QTY	DESCRIPTION	PART NO.	NOTES
2	1	RAIL, LEFT HAND	54527.0002	
5	1	BRACKET, LOWER SLIDE		
6	1	LEVER, PUCK EJECTOR	54510.0000	
7	1	SPRING, TORSION 7.5 IN-LBS SST		
9	4	BEARING, LINEAR GUIDE		
11	14	SCREW, HEX HD .25-20X.63 LOCK	58693.0000	
12	1	BRACKET, SWIPER RAILS		
13	1	BRACKET, UPPER SLIDE	54524.0000	
15	2	BUSHING, VIBRATION DAMPING		
16	2	SPACER, VIBRATION MOUNT		
23	1	RAIL, RIGHT HAND	54528.0002	
25	2	BRACKET WELDMENT, LOWER MOUNT		
26	8	BOLT, M6 X 1 X 16MM	54661.0001	
28	2	SCREW	54844.0000	
29	6	SCREW, #8 X .50 TYPE 25	55855.0000	
30	1	KIT, NONREMOVABLE SWIPER	58751.1100	
35	2	SPRING ASSEMBLY GAS 150MM	54806.0001	
36	2	BRACKET ASSEMBLY, GAS SPRING		
44	2	GROMMET, .375 ID		
56	2	KIT, TUBE POLYETHYLENE 8.00IN LG	55175.1000	
59	2	WASHER, .188 ID X .625 OD SST	43951.0000	
60	1	BRACKET, BREW CHAMBER MOUNT		
65	2	TUBE, SPACER VIBRATION DAMPER 0.62 IN LG		
67	2	SPACER, NYL .19 ID X .37 OD X .375	01533.0005	
68	2	SCREW, PNH SLTED SST 8-32 X .75	01370.0000	
69	2	TIE, CABLE - NYLON BLK 4.04 LG	36329.0000	
81		EDGING, TRIM LOK-BLACK 3.2LG		Order Item 82
The following items are not illustrated				
82	-	EDGING, TRIM LOK-BLACK 18.0"LG	02712.1000	
	-	EDGING,TRIM LOK-BLACK 44.25"L	02712.1001	
	-	EDGING,TRIM LOK-BLACK 44.25LG	02712.1002	

BTB FAST CUP ASSEMBLIES



Brew Module Assembly Exploded & PM Kits



BTB FAST CUP ASSEMBLIES

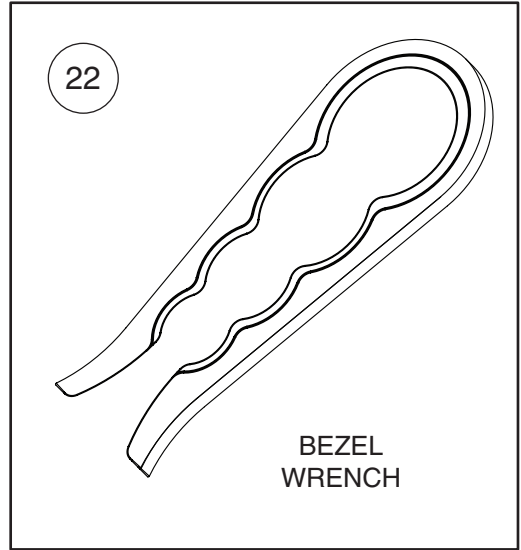
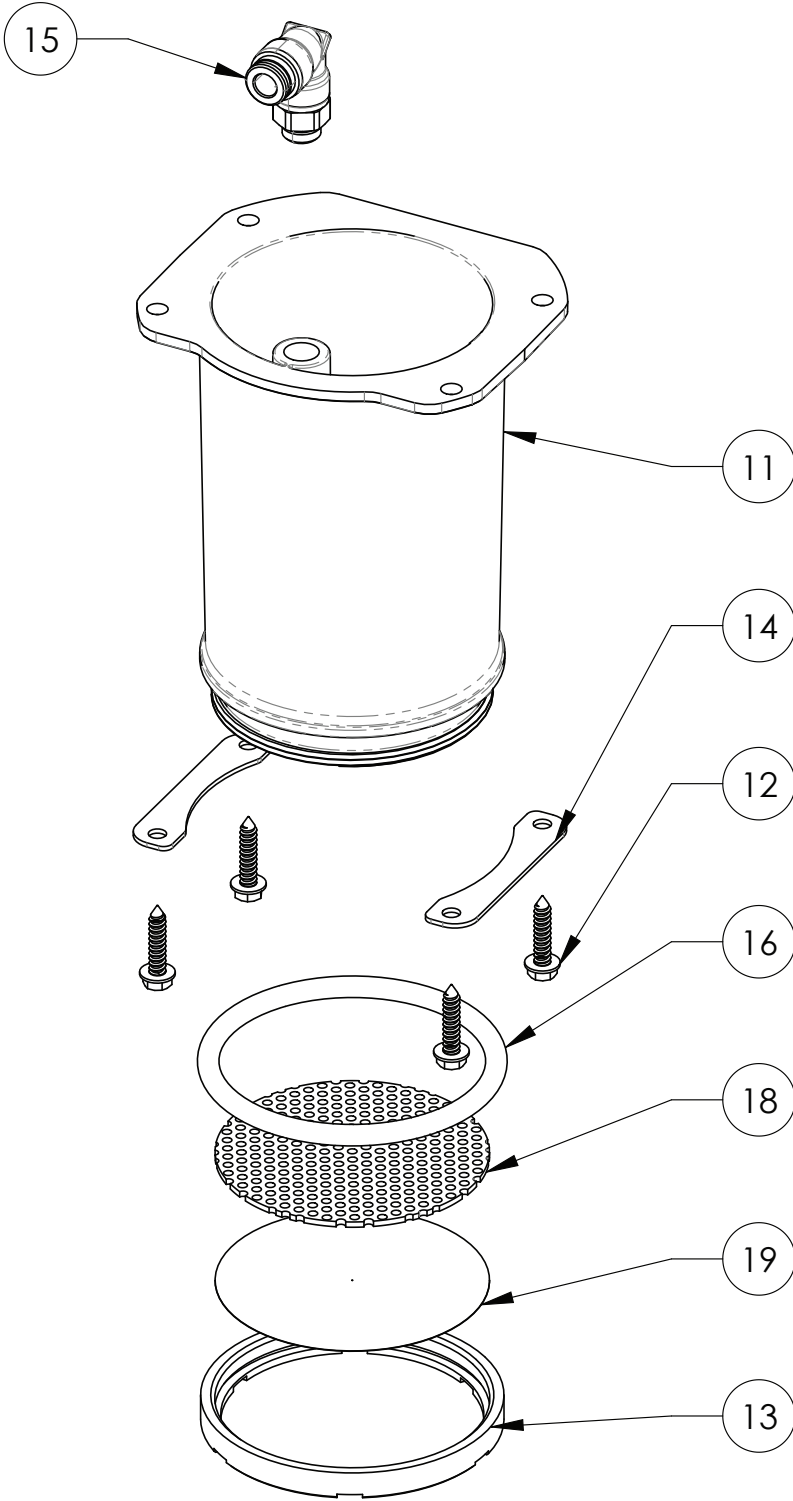
Brew Module Assembly Exploded & PM Kits

ITEM	QTY	DESCRIPTION	PART NO.	NOTES
1	1	CHAMBER, BREW		
10	1	WELDMENT, BREW CHAMBER SUPPORT		
24	2	RING, RETAINING 1.156	57955.0000	
31	1	PISTON, LOWER	54507.0010	
32	1	TUBE, LOWER PISTON 1.375 OD SST		
33	2	O-RING #025 BUNA-N 70 DUR	57953.0000	
34		LUBRIFILM TUBES, 4OZ HAYNES	M2550.0000	
40	4	WASHER, FLAT .266 X .875 SST	57954.0000	
42	1	FLOW BEND TUBE, SURE TAMP	34282.0003	
43	1	FITTING, 6MM	55171.0000	
45	1	SCREW, FLH SLTD SST 8-32 x .38 W/ LOCK	01359.0002	
46	1	SCREW, HEX 1/4 - 20 X 5		
47	1	SPRING, LOWER PISTON		
48	1	SPACER, NYLON TUBE .5 OD X 4.5 IN LG		
49	1	NUT, ELASTIC LOCK .25 - 20 ZINC	00987.0001	
52	1	SEAL, SHAFT SCRAPER	58723.0000	
53	1	SEAL, ENERGIZED	57881.0000	
54	1	REED SWITCH ASSEMBLY	49078.0000	
61	1	SCREEN, SST FAST CUP LOWER PISTON	55361.0000	
63	1	SEAL, PISTON SCRAPER	57683.0000	
64	1	SEAL, PISTON ENERGIZER	57684.0001	
70	1	TUBE, 6MM OD X 5.5 LG		Order Item 80
71	1	BLOCK, CHAMBER MOUNT		
73	2	SCREW, TRH SLTD SST 8-32 X .25 LG	01311.0001	
78	1	FITTING, TEE 6MM PPSU	53411.0000	
79	1	PLUG, PUSH TO CONN 6MM OD	54811.0000	
The following items are not illustrated				
80	-	TUBING, 1 FOOT - 6MM	55176.1000	
	-	TUBING, 3 FOOT - 6MM	55176.1001	
	-	TUBING, 10 FOOT - 6MM	55176.1002	

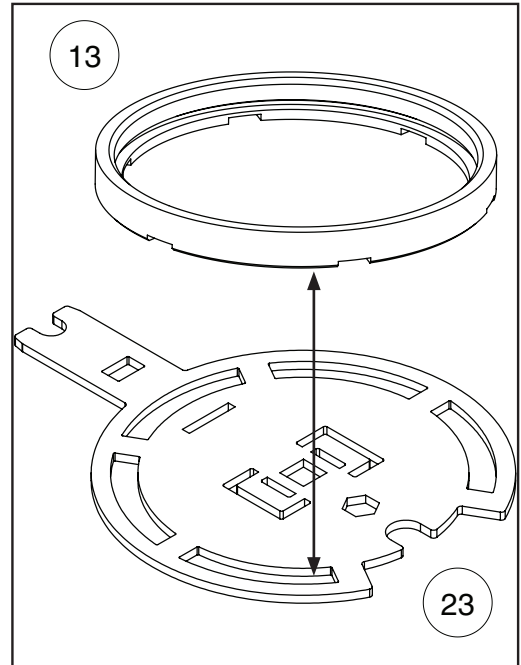
BTB FAST CUP ASSEMBLIES



Upper Piston Assembly



55419.0000 01



58868.0000

BTB FAST CUP ASSEMBLIES

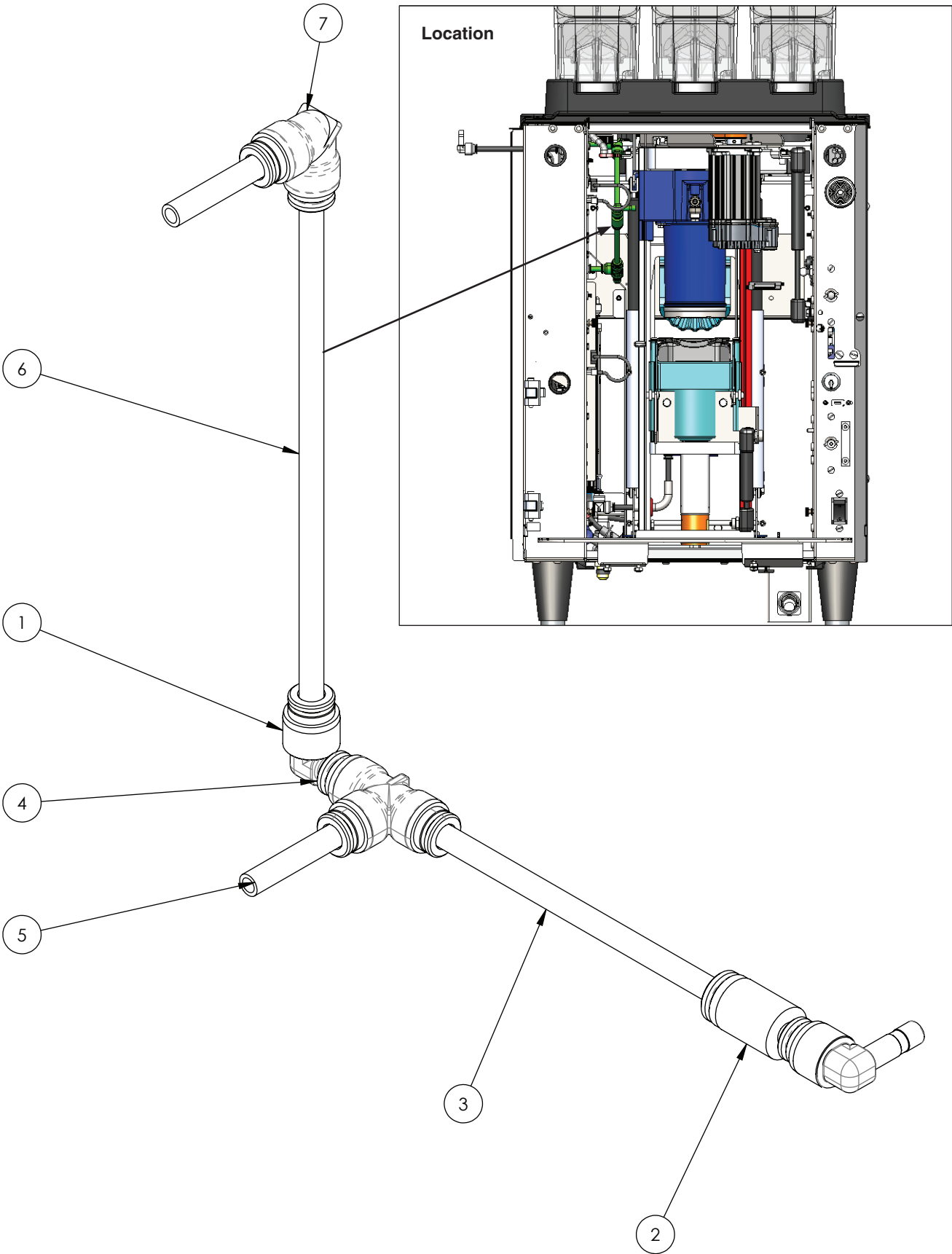
Upper Piston Assembly

ITEM	QTY	DESCRIPTION	PART NO.	NOTES
11	1	PISTON, UPPER	54508.0005	
12	4	SCREW, HEX HD 8-15 THD FORMING		
13	1	BEZEL, FILTER SCREEN	46412.0003	
14	2	PLATE, UPPER PISTON		
15	1	FITTING, ELBOW 6MM G18 BSP PPSU	53414.0000	
16	1	O-RING, 334 SILICONE	55166.0000	
17	2	SCREW, #8 X .50 TYPE 25		
18	1	PLATE, SUPPORT UPPER PISTON	55359.0002	
19	1	SCREEN, SST UPPER PISTON	55360.0005	
22	-	BEZEL WRENCH	55419.0000	Early Style
23	-	KIT TOOL, BREW MODULE FAST	58868.1000	Designed to Loosen/ Tighten Bezel

BTB FAST CUP ASSEMBLIES



Brew Chamber Plumbing Assembly



BTB FAST CUP ASSEMBLIES

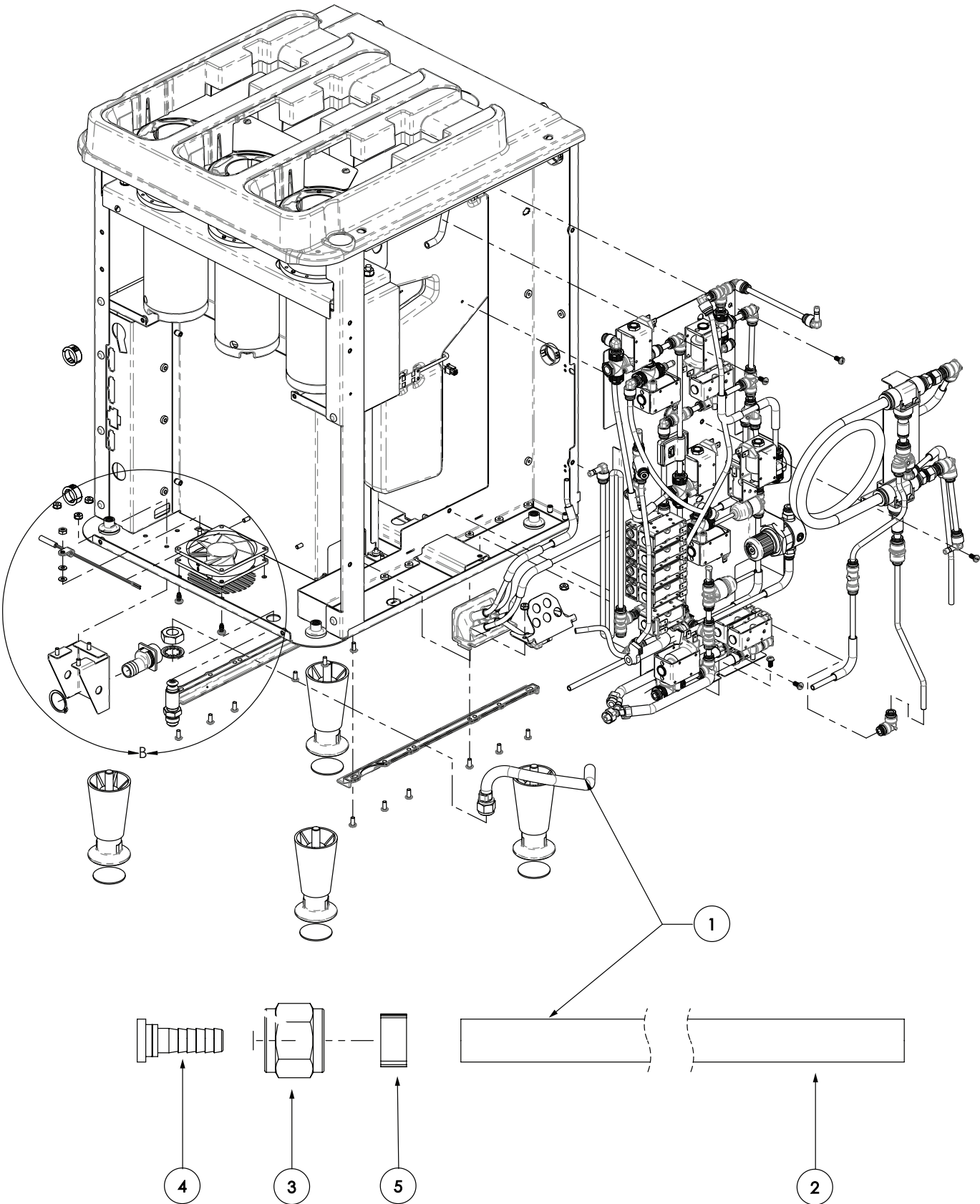
Brew Chamber Plumbing Assembly

ITEM	QTY	DESCRIPTION	PART NO.	NOTES
1	2	FITTING, ELBOW 6MM TUBE 6MM STEM PPSU	53998.0000	
2	1	FILTER, SCREEN UNION 6MM	54091.0000	
3	1	TUBE, 6MM OD X 5.0 LG		Order Item 8
4	1	FITTING, TEE 6MM PPSU	53411.0000	
5	2	TUBE, 6MM OD X 1.75 LG		Order Item 8
6	1	TUBE, 6MM OD X 7.0 LG		Order Item 8
7	1	ELBOW, 90° 6MM CONNECTOR	55523.0000	
The following items are not illustrated				
8	-	KIT, TUBE PVDF 6MM OD X 1FT LG	55176.1000	
		KIT, TUBE PVDF 6MM OD X 3FT LG	55176.1001	
		KIT, TUBE PVDF 6MM OD X 10FT LG	55176.1002	

BTB FAST CUP ASSEMBLIES



Inlet to Fill Valve Tube Assembly



BTB FAST CUP ASSEMBLIES

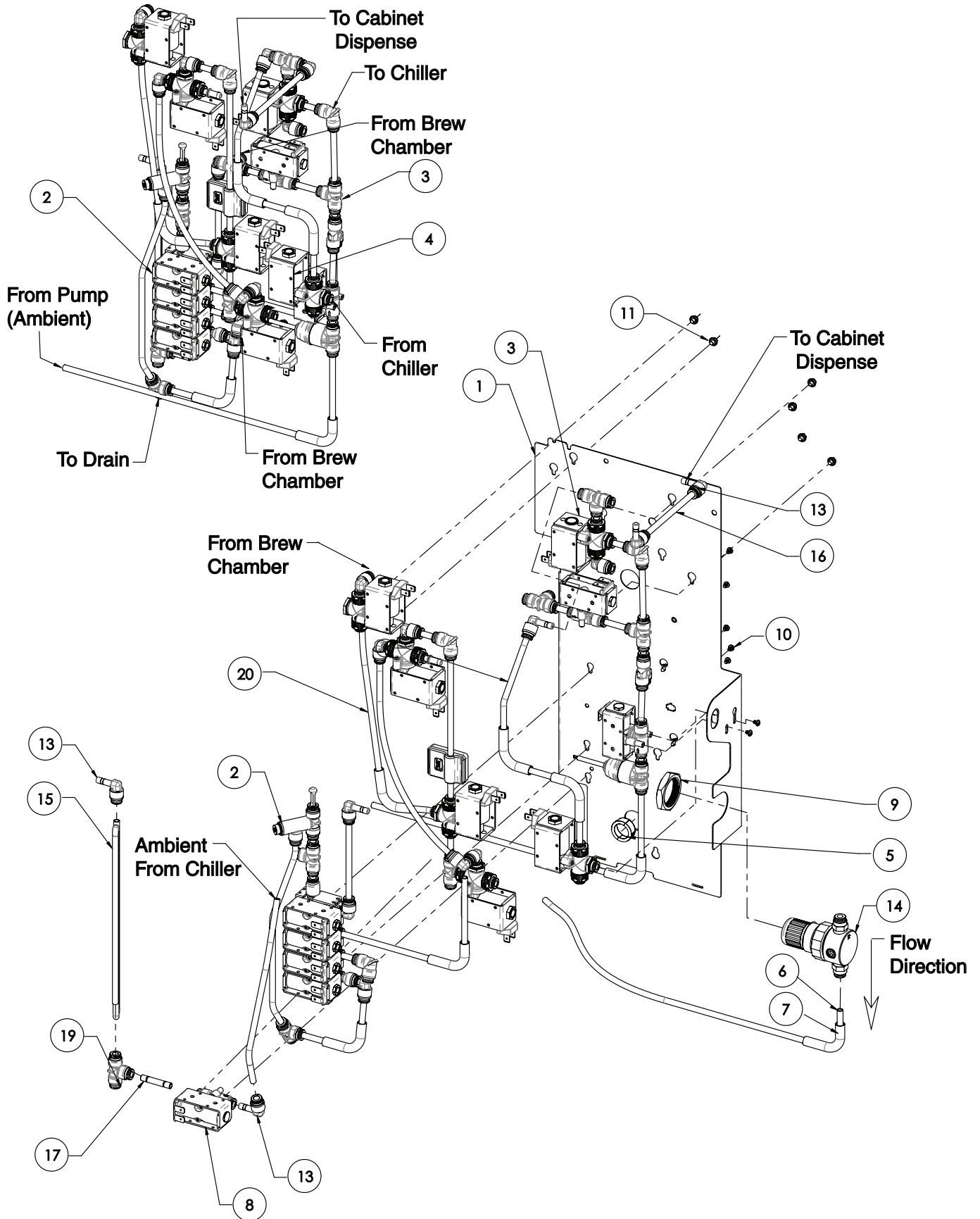
Inlet to Fill Valve Tube Assembly

ITEM	QTY	DESCRIPTION	PART NO.	NOTES
1	1	TUBE ASSY, INLET TO FILL VALVE FAST CUP	57424.0200	
2	1	HOSE, BRAID .25 ID X 9 LG		Order Item 6
3	1	NUT, HEX .38 FLARE	33150.0000	
4	1	NIPPLE, SST .25 BARB X .375 FEMALE FLARE		
5	1	CLAMP, SST-.406/.504 DIA#12.8	21275.0006	
The following items are not illustrated				
6	-	HOSE, .25 ID x 120 LG BRAID	32745.1002	

BTB FAST CUP VALVE PANEL & DRAIN MANIFOLD PLUMBING ASSEMBLY



Valve Panel Assemblies



BTB FAST CUP VALVE PANEL & DRAIN MANIFOLD PLUMBING ASSEMBLY

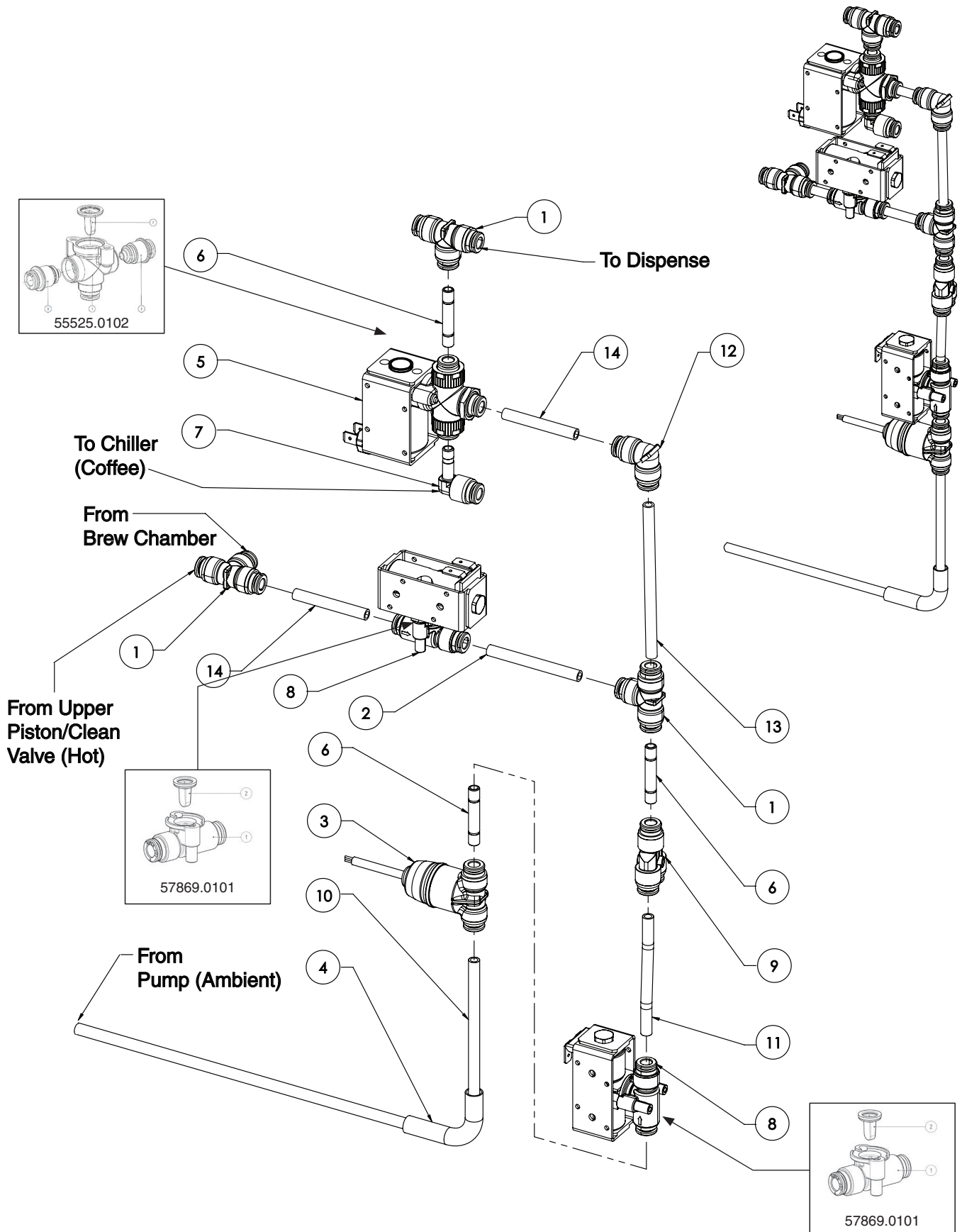
Valve Panel Assemblies

ITEM	QTY	DESCRIPTION	PART NO.	NOTES
1	1	WLDMT, VALVE MOUNT		
2	1	ASSY, PLUMBING VALVE CLUSTER		
3	1	ASSY, PLUMBING UPPER FAST BREW		
4	1	ASSY, PLUMBING CHILLER DRAIN		
5	1	BUSHING, OCB-875 NYL BLK .671ID	00606.0000	
6	1	TUBE, 6MM OD X 17.0 LG		Order Item 22
7	1	FLOW BEND TUBE, SURE TAMP	34282.0003	
8	1	VALVE, 24V 2.5MM ORIFICE 2WAY N.C.	57869.0001	
9	1	NUT, PLASTIC MOUNTING NORGREN MACH	54572.0001	
10	7	SCREW, PAN HEAD M3 X 4 ZP	24003.0201	
11	10	SCREW,HEX CRIMPTITE"AB"#6x.25	02332.0001	
12	1	WIRING HARN, MAIN VALVE	55237.0002	
13	4	FITTING, ELBOW 6MM TUBE 6MM STEM PPSU	53998.0000	
14	1	REGULATOR ASSY, WATER 0-125 PSIG BRASS	58754.1000	
15	1	TUBE, 6MM OD X 21.0 LG		Order Item 22
16	1	TUBE, 6MM OD X 5.0 LG		Order Item 22
17	1	FITTING, UNION STEM	53409.0000	
18	1	TUBE, 6MM ODX4MM ID X 11L		Order Item 22
19	1	FITTING, TEE 6MM PPSU	53411.0000	
20	1	ASSY, PLUMBING AUTO CLEAN		
21	1	WIRING HARNESS, CLEAN IN PLACE		
The following items are not illustrated				
22	-	KIT, TUBE PVDF 6MM OD X 1FT LG	55176.1000	
		KIT, TUBE PVDF 6MM OD X 3FT LG	55176.1001	
		KIT, TUBE PVDF 6MM OD X 10FT LG	55176.1002	

BTB FAST CUP VALVE PANEL & DRAIN MANIFOLD PLUMBING ASSEMBLY



Upper Fast Brew Plumbing Assembly



BTB FAST CUP VALVE PANEL & DRAIN MANIFOLD PLUMBING ASSEMBLY

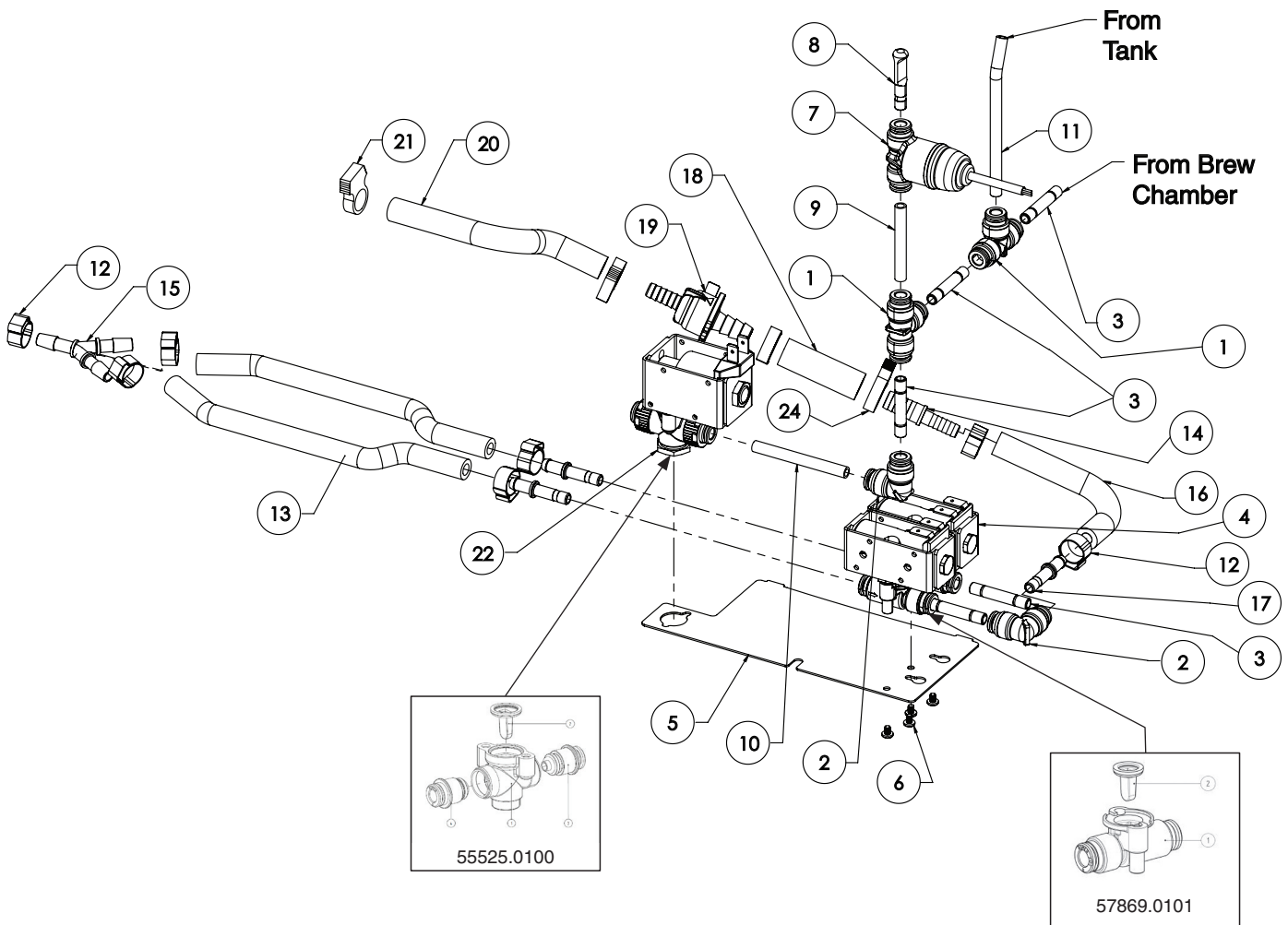
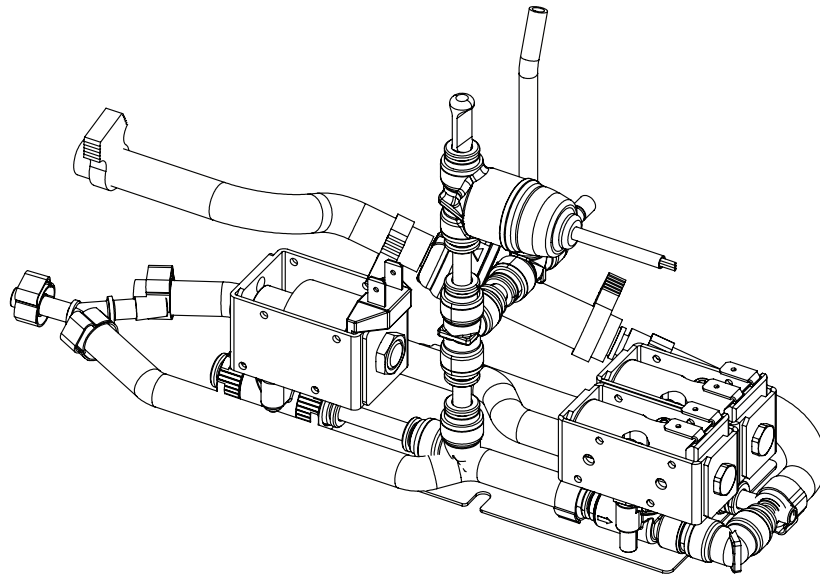
Upper Fast Brew Plumbing Assembly

ITEM	QTY	DESCRIPTION	PART NO.	NOTES
1	3	FITTING, TEE 6MM PPSU	53411.0000	
2	1	TUBE, 6MM OD X 2.2 LG		Order Item 15
3	1	PRESSURE SENSOR ASSY, 6MM TUBE	54004.0002	
4	1	FLOW BEND TUBE, SURE TAMP	34282.0003	
5	1	VALVE, SOLENOID 24V 3 WAY	55525.0002	
	1	VALVE KIT, SOLENOID 24V 3 WAY	55525.0102	Valve Kit (Re-build) Includes The Following Three items
	1	1. 3/2 WAY COMPLETE VALVE BODY		
	2	2. DIAPHRAM 3. CONNECTION UNIT		
6	3	FITTING, UNION STEM	53409.0000	
7	1	FITTING, ELBOW 6MM TUBE 6MM STEM PPSU	53998.0000	
8	2	VALVE, 24V 2.5MM ORIFICE 2WAY N.C.	57869.0001	
		VALVE KIT, SOLENOID 24V 2 WAY N.C	57869.0101	Valve Kit (Re-build) Includes The Following Two items
		1. 2/2 WAY COMPLETE VALVE BODY 2. MEMBRANE DIAPHRAM		
9	1	FITTING, Y 6MM PPSU	53416.0000	
10	1	TUBE, 6MM OD X 17.0 LG		Order Item 15
11	1	TUBE, 6MM OD X 2.75 LG		Order Item 15
12	1	ELBOW, 90° 6MM CONNECTOR	55523.0000	
13	1	TUBE, 6MM OD X 3.75 LG		Order Item 15
14	2	TUBE, 6MM OD X 1.75 LG		Order Item 15
The following items are not illustrated				
15	-	KIT, TUBE PVDF 6MM OD X 1FT LG	55176.1000	
		KIT, TUBE PVDF 6MM OD X 3FT LG	55176.1001	
		KIT, TUBE PVDF 6MM OD X 10FT LG	55176.1002	

BTB FAST CUP VALVE PANEL & DRAIN MANIFOLD PLUMBING ASSEMBLY



Inlet/Drain Valve Plumbing Assembly



BTB FAST CUP VALVE PANEL & DRAIN MANIFOLD PLUMBING ASSEMBLY

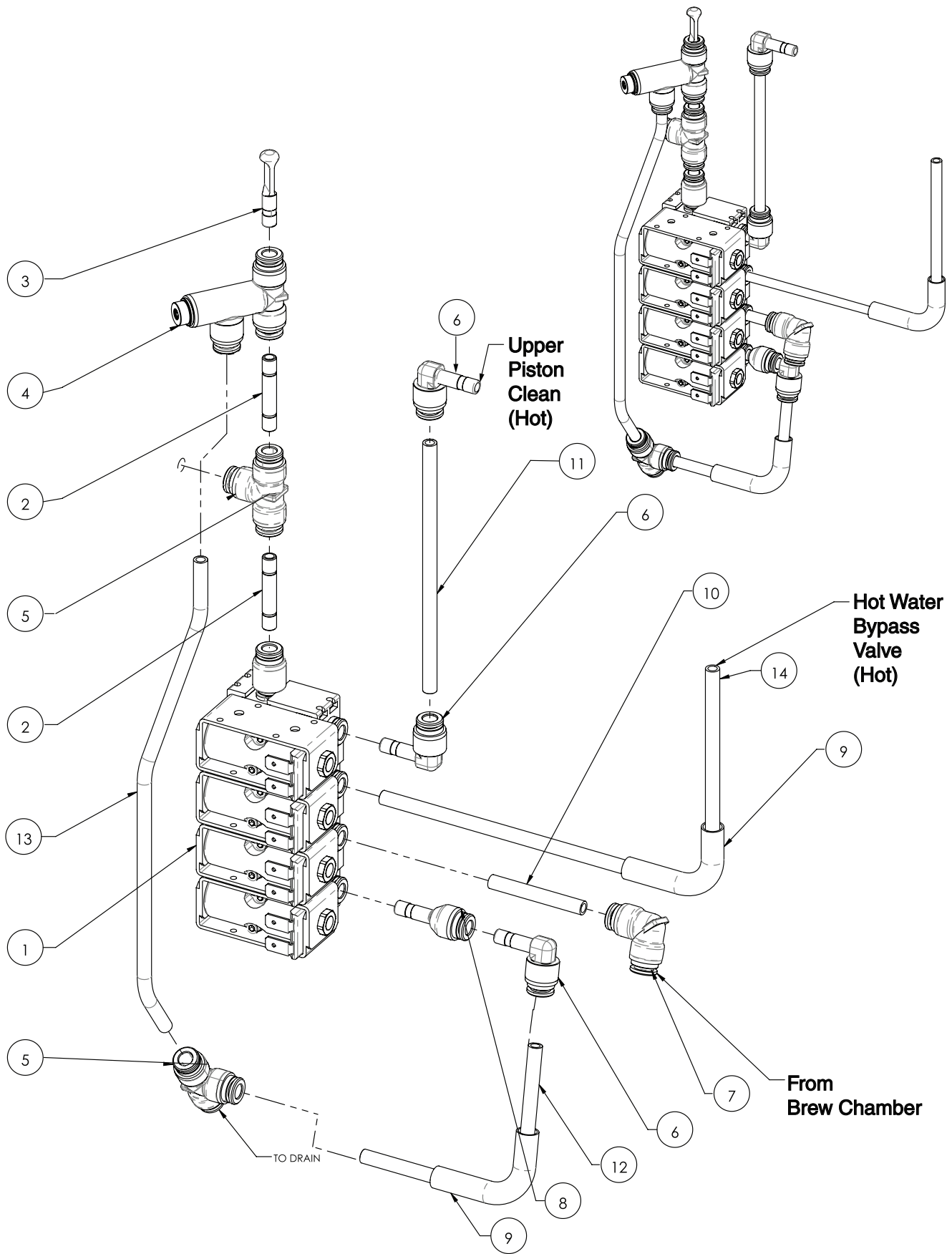
Inlet/Drain Valve Plumbing Assembly

ITEM	QTY	DESCRIPTION	PART NO.	NOTES
1	2	FITTING, TEE 6MM PPSU	53411.0000	
2	2	ELBOW, 90° 6MM CONNECTOR	55523.0000	
3	5	FITTING, UNION STEM	53409.0000	
4	2	VALVE, 24V 2.5MM ORIFICE 2WAY N.C.	57869.0001	
		VALVE KIT, SOLENOID 24V 2 WAY N.C. 1. 2/2 WAY COMPLETE VALVE BODY 2. MEMBRANE DIAPHRAM	57869.0101	Valve Kit (Re-build) Includes The Following Two items
5	1	PLATE, INLET/DRAIN VALVE DOUBLE		
6	4	SCREW, PAN HEAD M3 X 4 ZP	24003.0201	
7	1	PRESSURE SENSOR ASSY, 6MM TUBE	54004.0002	
8	1	PLUG, PUSH TO CONN 6MM OD	54811.0000	
9	1	TUBE, 6MM OD X 1.75 LG		Order Item 25
10	1	TUBE, 6MM OD X 2.2 LG		Order Item 25
11	1	TUBE, 6MM OD X 3.75 LG		Order Item 25
12	7	CLAMP, SST-.406/.504 DIA#12.8 BLUE	21275.0006	
13	2	HOSE, .25ID X .44OD X 8.25L BRAID		Order Item 25
14	1	FITTING, UNION-SST BARBED .25x.38 HOSE	26443.0001	
15	1	FITTING,"Y" BARB .25 ID HOSE	37290.0001	
16	1	HOSE, BRAID .25 ID X 5.25 LG		Order Item 26
17	3	FITTING, 6MM PPSU TUBE 4MM ID	53408.0001	
18	1	HOSE, FLEX .375 ID X 1.75 BRAID		Order Item 27
19	1	FLOW ASSY, PPSU .50 GPM .38-.25	41595.0011	
20	1	TUBE, SILICONE .25ID X 4.25 L		Order Item 28
21	2	CLAMP, HOSE-SNAP TYPE.47/.54ID	12422.0000	
22	1	VALVE, SOLENOID 2 WAY N.O.	55525.0000	
		VALVE KIT, SOLENOID 24V 2 WAY N.O. 1. 2/2 WAY COMPLETE VALVE BODY 2. DIAPHRAM 3. CONNECTION UNIT 4. CONNECTION UNIT	55525.0100	Valve Kit (Re-build) Includes The Following Four items
23	1	HARNESS, DRAIN TEMPERING VALVES	59148.0000	
24	2	CLAMP, HOSE-SNAP TYPE.59/.66ID	12422.0001	
The following items are not illustrated				
25	-	KIT, TUBE PVDF 6MM OD X 1FT LG	55176.1000	
		KIT, TUBE PVDF 6MM OD X 3FT LG	55176.1001	
		KIT, TUBE PVDF 6MM OD X 10FT LG	55176.1002	
26		HOSE, .25 ID x 120 LG BRAID	32745.1002	
27		HOSE,FLEX-.375ID X 12.0 BRAID	34325.1000	
		HOSE,FLEX-.375ID X 36.0 BRAID	34325.1001	
		HOSE,FLEX-.375ID X 120 BRAID	34325.1002	
28		TUBE,SILICONE-.25ID X 12.0"LG	11707.1000	
		TUBE,SILICONE-.25ID x 36.0"LG	11707.1001	
		TUBE,SILICONE-.25ID X 120.0"LG	11707.1002	

BTB FAST CUP VALVE PANEL & DRAIN MANIFOLD PLUMBING ASSEMBLY



Valve Cluster Plumbing Assembly



BTB FAST CUP VALVE PANEL & DRAIN MANIFOLD PLUMBING ASSEMBLY

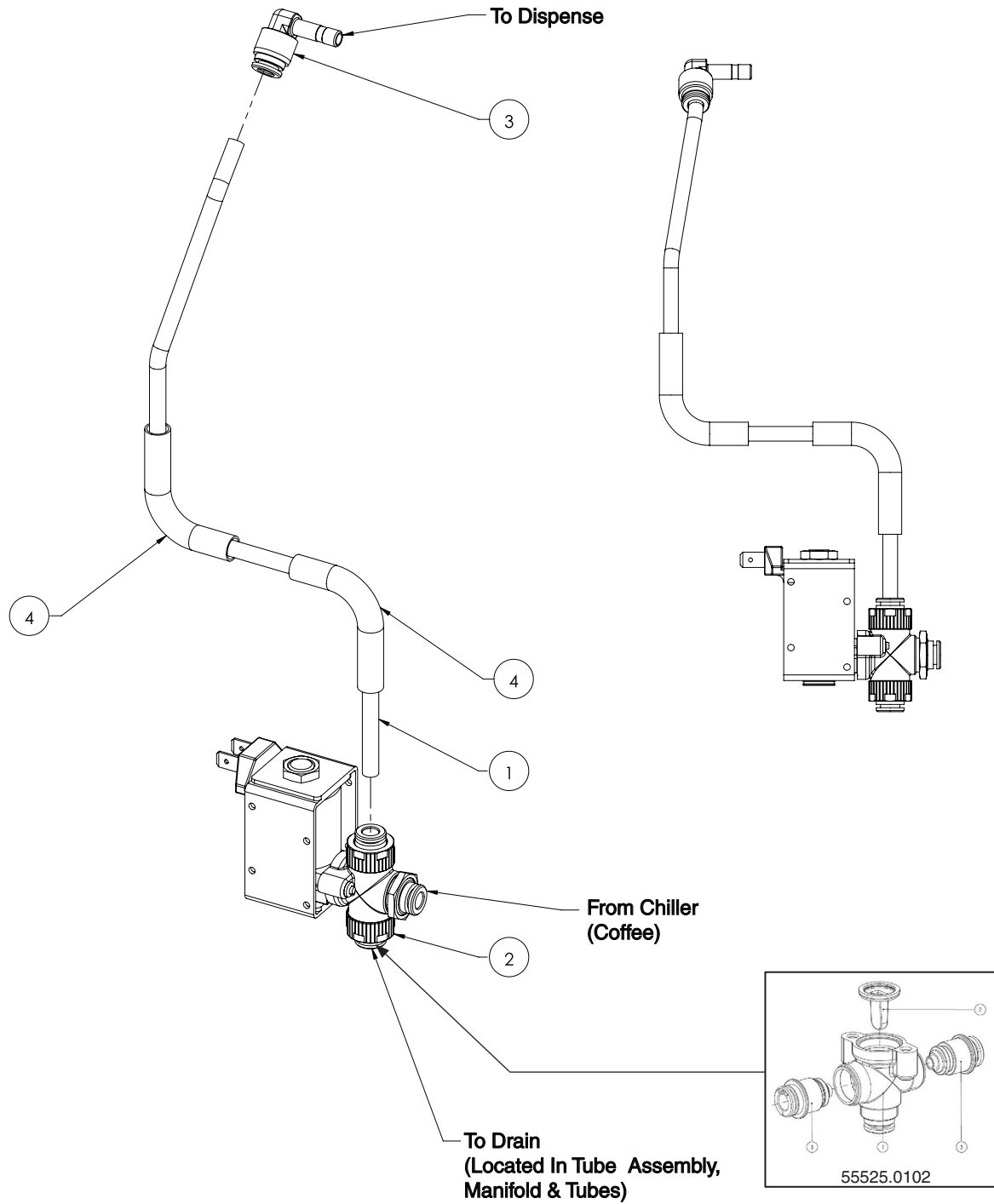
Valve Cluster Plumbing Assembly

ITEM	QTY	DESCRIPTION	PART NO.	NOTES
1	1	VALVE, BATTERY 4 SOLENOID	57868.0000	
2	2	FITTING, UNION STEM SST	53409.0000	
3	1	PLUG, PUSH TO CONN 6MM OD	54811.0000	
4	1	VALVE, PRESSURE CONTROL 6MM	55524.0000	
5	2	FITTING, TEE 6MM PPSU	53411.0000	
6	3	FITTING, ELBOW 6MM TUBE 6MM STEM PPSU	53998.0000	
7	1	ELBOW, 90° 6MM CONNECTOR	55523.0000	
8	1	THROTTLE, FIXED PPSU 6MM	55546.0000	
9	2	FLOW BEND TUBE, SURE TAMP	34282.0003	
10	1	TUBE, 6MM OD X 1.75 LG		Order #15
11	1	TUBE, 6MM OD X 4.7 LG		Order #15
12	1	TUBE, 6MM OD X 5.5 LG		Order #15
13	1	TUBE, 6MM OD X 9.2 LG		Order #15
14	1	TUBE, 6MM OD X 10.25 LG		Order #15
The following items are not illustrated				
15	-	TUBING, 1 FOOT - 6MM	55176.1000	Not Illustrated
	-	TUBING, 3 FOOT - 6MM	55176.1001	Not Illustrated
	-	TUBING, 10 FOOT - 6MM	55176.1002	Not Illustrated

BTB FAST CUP VALVE PANEL & DRAIN MANIFOLD PLUMBING ASSEMBLY



Chiller Drain Plumbing Assembly



BTB FAST CUP VALVE PANEL & DRAIN MANIFOLD PLUMBING ASSEMBLY

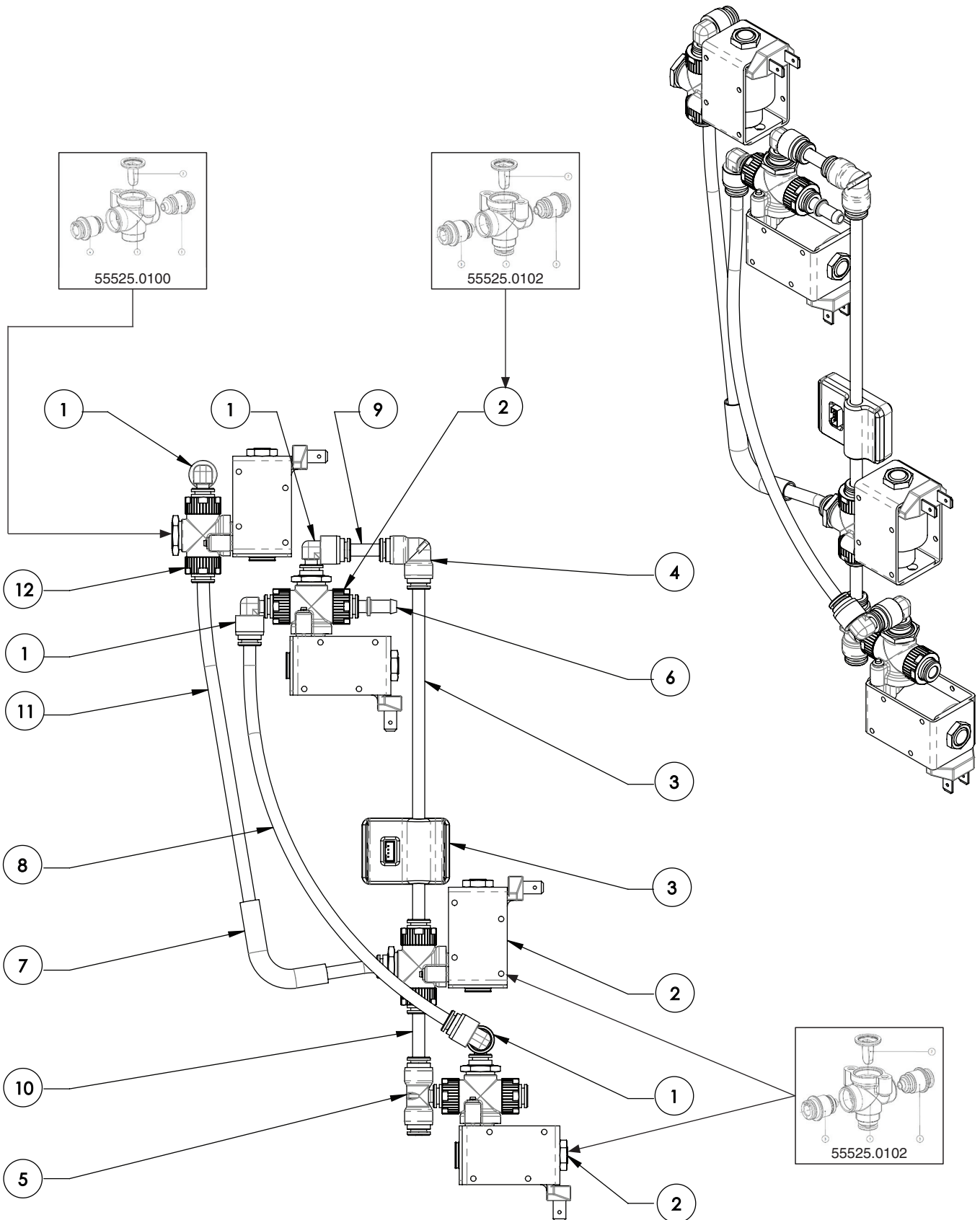
Chiller Drain Plumbing Assembly

ITEM	QTY	DESCRIPTION	PART NO.	NOTES
1	1	TUBE, 6MM OD X 13.0 LG		Order #5
2	1	VALVE, SOLENOID 24V 3 WAY	55525.0002	
	1	VALVE KIT, SOLENOID 24V 3 WAY	55525.0102	Valve Kit (Re-build) Includes The Following Three items
	1	1. 3/2 WAY COMPLETE VALVE BODY		
	2	2. DIAPHRAM 3. CONNECTION UNIT		
3	1	FITTING, ELBOW 6MM TUBE 6MM STEM PPSU	53998.0000	
4	2	FLOW BEND TUBE, SURE TAMP	34282.0003	
The following items are not illustrated				
5	-	TUBING, 1 FOOT - 6MM	55176.1000	
	-	TUBING, 3 FOOT - 6MM	55176.1001	
	-	TUBING, 10 FOOT - 6MM	55176.1002	

BTB FAST CUP VALVE PANEL & DRAIN MANIFOLD PLUMBING ASSEMBLY



Auto Clean Plumbing Assembly



BTB FAST CUP VALVE PANEL & DRAIN MANIFOLD PLUMBING ASSEMBLY

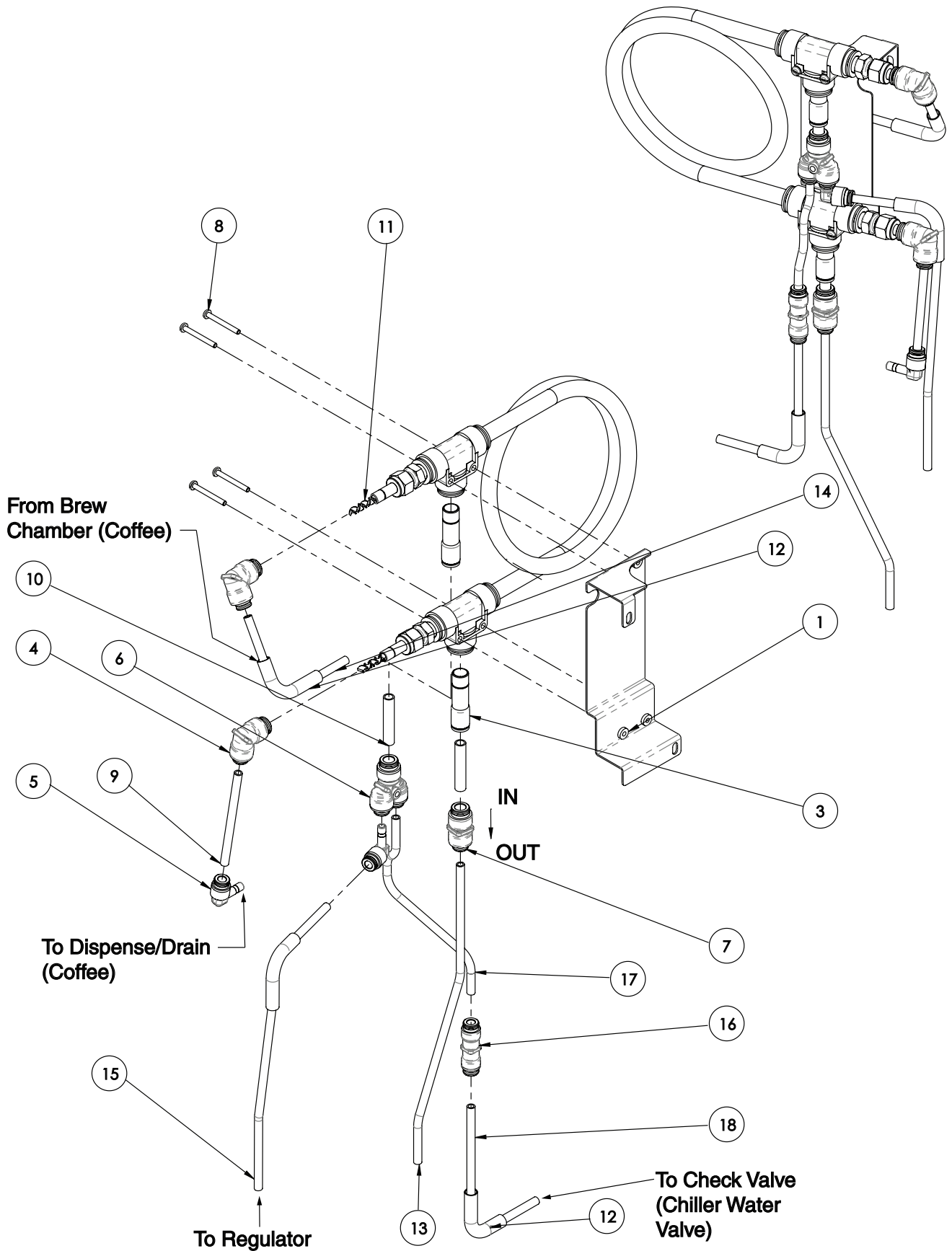
Auto Clean Plumbing Assembly

ITEM	QTY	DESCRIPTION	PART NO.	NOTES
1	5	FITTING, ELBOW 6MM TUBE 6MM STEM PPSU	53998.0000	
2	3	VALVE, SOLENOID 24V 3 WAY	55525.0002	
		VALVE KIT, SOLENOID 24V 3 WAY 1. 3/2 WAY COMPLETE VALVE BODY 2. DIAPHRAM 3. CONNECTION UNIT	55525.0102	Valve Kit (Re-build) Includes The Following Three items
3	1	KIT, SENSOR INLINE LIQUID COLOR	58913.1000	
4	1	ELBOW, 90° 6MM CONNECTOR	55523.0000	
5	1	FITTING, T-STEM 6MM PPSU	53410.0000	
6	1	FITTING, 6MM PPSU TUBE 4MM ID	53408.0001	
7	1	FLOW BEND TUBE, SURE TAMP	34282.0003	
8	1	TUBE, 6MM OD X 10.25 LG		Order Item 13
9	1	TUBE, 6MM OD X 1.75 LG		Order Item 13
10	1	TUBE, 6MM OD X 2.2 LG		Order Item 13
11	1	TUBE, 6MM OD X 11.2 LG		Order Item 13
12	1	VALVE, SOLENOID 2 WAY N.O.	55525.0000	
		VALVE KIT, SOLENOID 24V 2 WAY N.O. 1. 2/2 WAY COMPLETE VALVE BODY 2. DIAPHRAM 3. CONNECTION UNIT 4. CONNECTION UNIT	55525.0100	Valve Kit (Re-build) Includes The Following Four items
The following items are not illustrated				
13	-	KIT, TUBE PVDF 6MM OD X 1FT LG	55176.1000	
		KIT, TUBE PVDF 6MM OD X 3FT LG	55176.1001	
		KIT, TUBE PVDF 6MM OD X 10FT LG	55176.1002	

BTB FAST CUP VALVE PANEL & DRAIN MANIFOLD PLUMBING ASSEMBLY



Chiller Assembly



BTB FAST CUP VALVE PANEL & DRAIN MANIFOLD PLUMBING ASSEMBLY

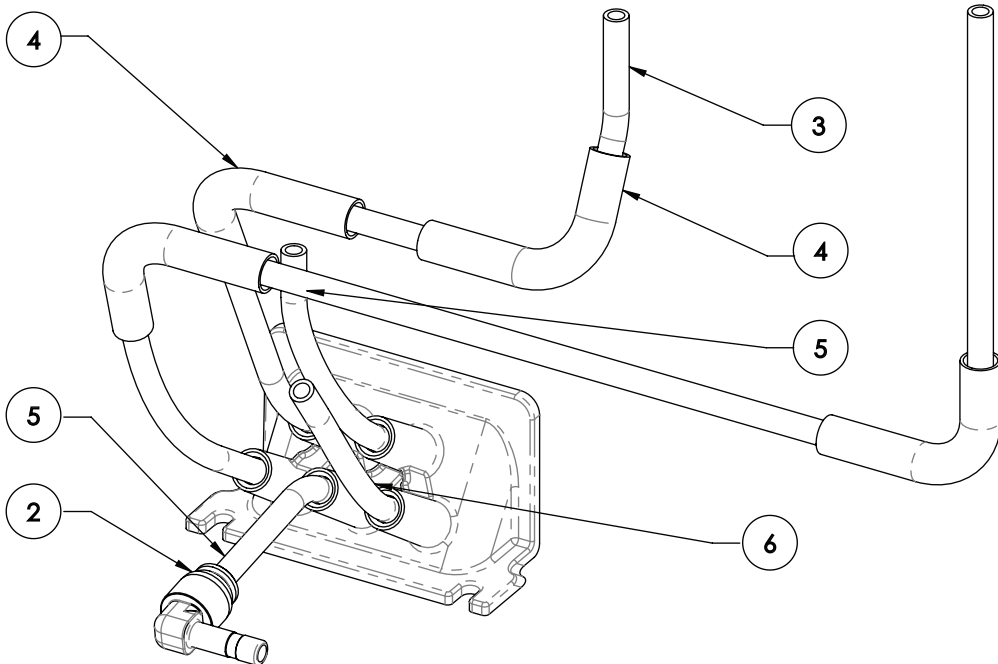
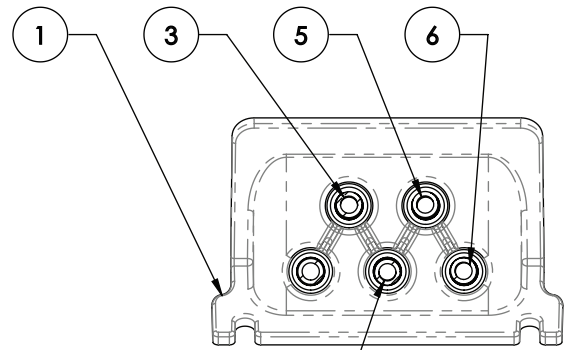
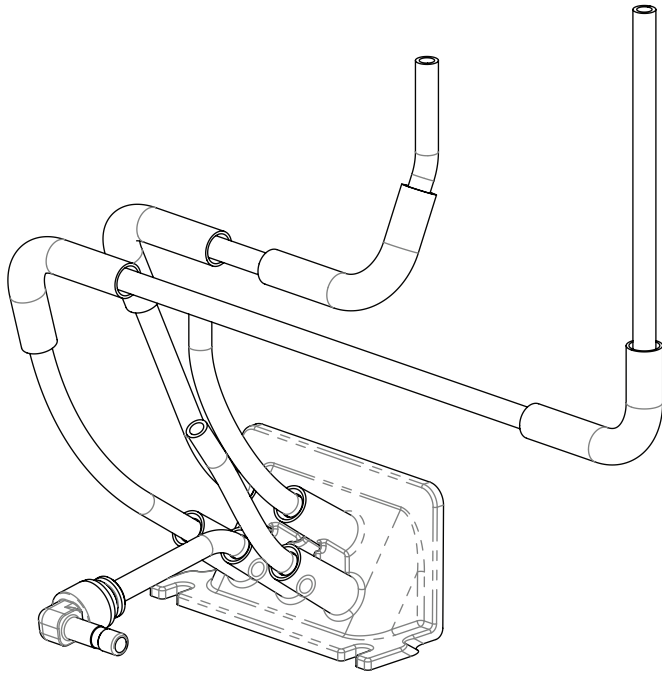
Chiller Assembly

ITEM	QTY	DESCRIPTION	PART NO.	NOTES
1	1	WLDMNT, BRACKET CHILLER		
2	1	KIT, CHILLER ASSEMBLY	55584.1002	
3	2	FITTING, 12MM STEM TO 8MM PUSH TO CONN	57801.0000	
4	2	ELBOW, 90° CONNECTOR PPSU 6/8MM	55541.0000	
5	2	FITTING, ELBOW 6MM TUBE 6MM STEM PPSU	53998.0000	
6	1	CONNECTOR, Y PLASTIC 6/8MM	55539.0000	
7	1	CONNECTOR, STRAIGHT 6/8MM	55540.0000	
8	4	SCREW, PNH SLOTTED SST6-32 x 1.25	02370.0001	
9	1	TUBE, 6MM OD X 3.5 LG		Order Item 19
10	2	TUBE, 8MM OD X 1.5 LG		Order Item 20
11	2	MIXER, STATIC .212		
12	3	FLOW BEND TUBE, SURE TAMP	34282.0003	
13	1	TUBE, PVDF 6MM OD X 9.5 LG		Order Item 19
14	1	TUBE, 6MM OD X 5.5 LG		Order Item 19
15	1	TUBE, 6MM OD X 11.0 LG		Order Item 19
16	1	CHECK VALVE, 6MM TUBE IN OUT PPSU	55042.0000	
17	1	TUBE, 6MM OD X 7.0 LG		Order Item 19
18	1	TUBE, 6MM OD X 7.0 LG		Order Item 19
The following items are not illustrated				
19	-	TUBING, 1 FOOT - 6MM	55176.1000	
	-	TUBING, 3 FOOT - 6MM	55176.1001	
	-	TUBING, 10 FOOT - 6MM	55176.1002	
20	-	KIT, TUBE 8MM OD X 1FT LG	55177.1000	
	-	KIT, TUBE 8MM OD X 3FT LG	55177.1001	
	-	KIT, TUBE 8MM OD X 10FT LG	55177.1002	

BTB FAST CUP VALVE PANEL & DRAIN MANIFOLD PLUMBING ASSEMBLY



Drain Manifold & Tube Assembly

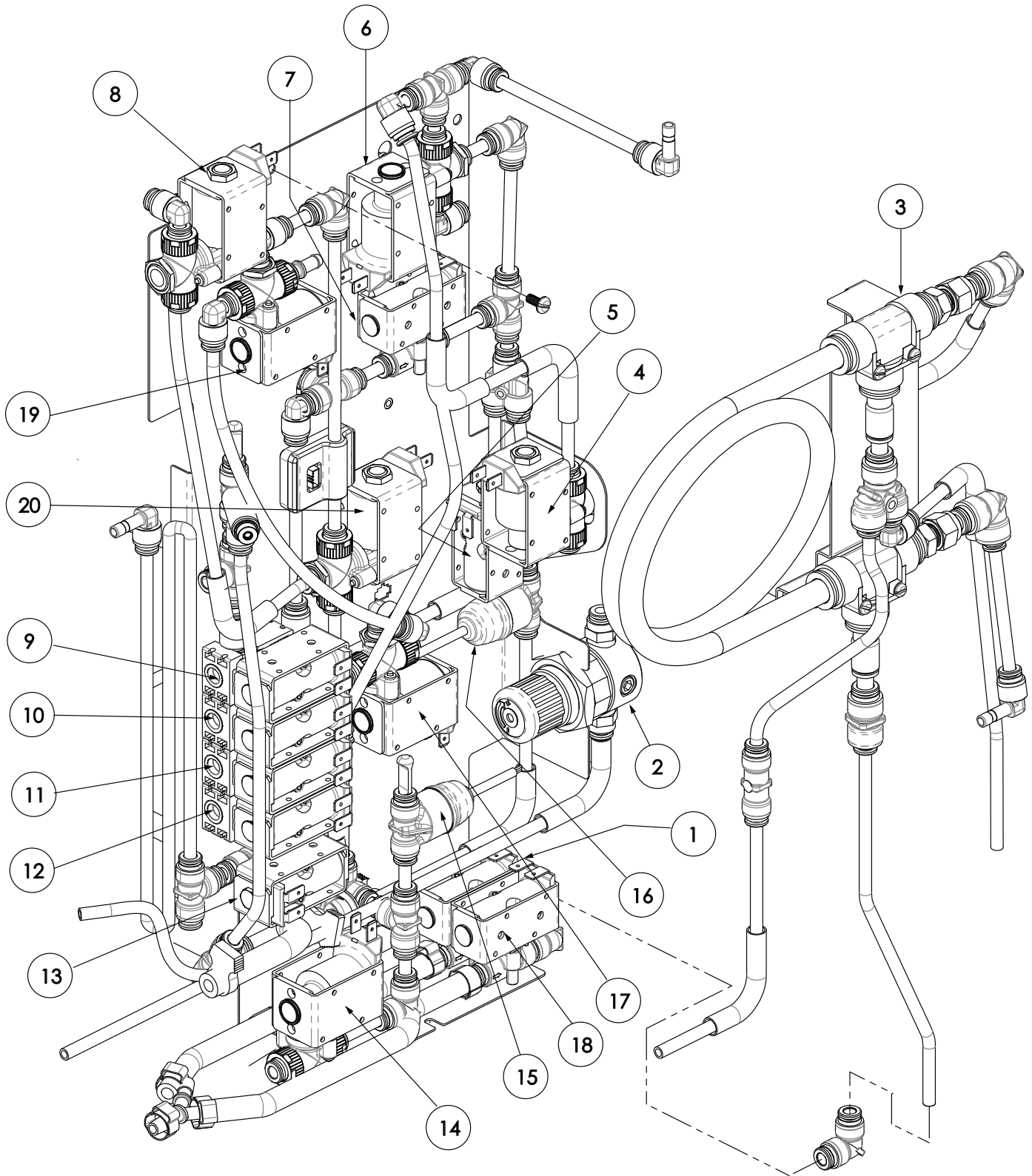


BTB FAST CUP VALVE PANEL & DRAIN MANIFOLD PLUMBING ASSEMBLY

Drain Manifold & Tube Assembly

ITEM	QTY	DESCRIPTION	PART NO.	NOTES
1	1	MANIFOLD, DRAIN TUBE SILICONE	55833.0004	
2	1	FITTING, ELBOW 6MM TUBE 6MM STEM PPSU	53998.0000	
3	1	TUBE, 6MM OD X 11.5 LG		Order Item 8
4	4	FLOW BEND TUBE, SURE TAMP	34282.0003	
5	2	TUBE, 6MM OD X 3.5 LG		Order Item 8
6	1	TUBE, 6MM OD X 2.5 LG		Order Item 8
7	1	TUBE, 6MM OD X 18.0 LG		Order Item 8
The following items are not illustrated				
8	-	KIT, TUBE PVDF 6MM OD X 1FT LG	55176.1000	
		KIT, TUBE PVDF 6MM OD X 3FT LG	55176.1001	
		KIT, TUBE PVDF 6MM OD X 10FT LG	55176.1002	

BTB (WITH AUTO CLEAN) VALVE PANEL NOMENCLATURE



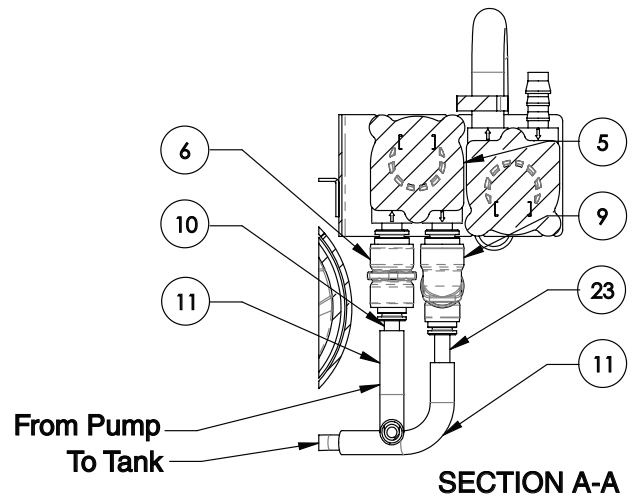
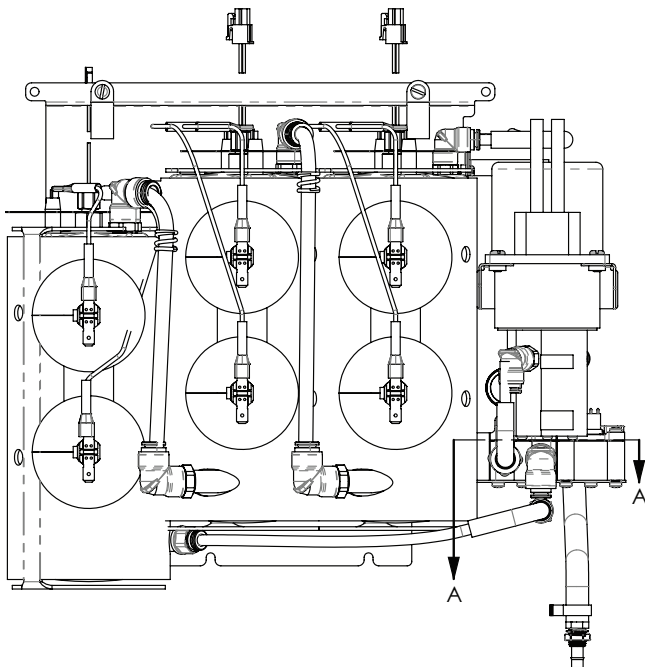
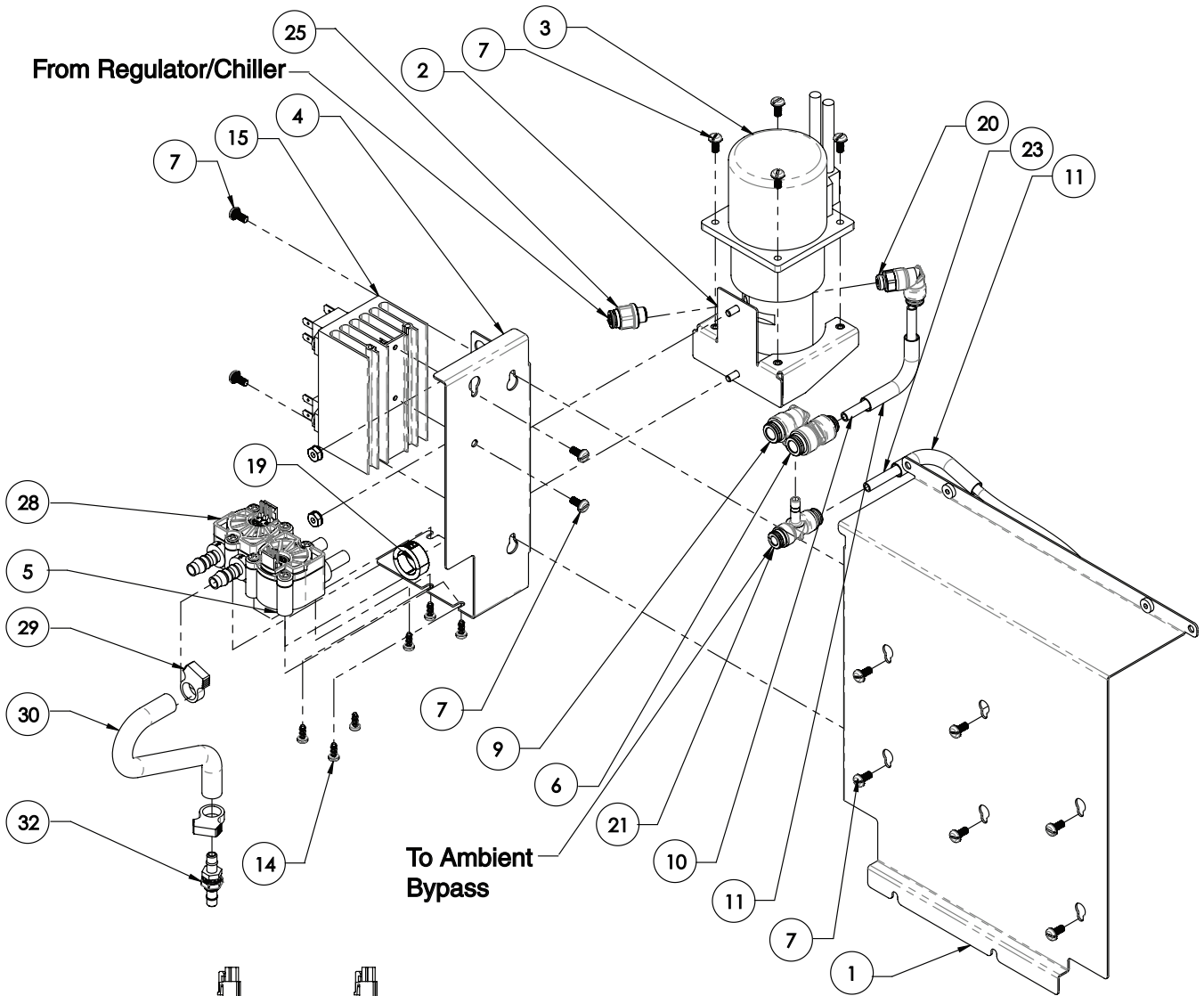
BTB (WITH AUTO CLEAN) VALVE PANEL NOMENCLATURE

ITEM	QTY	DESCRIPTION	NOTES
1		INLET WATER VALVE	Normally Closed
2		WATER PRESSURE REGULATOR	
3		CHILLER ASSEMBLY	
4		AMBIENT WATER BY-PASS VALVE	Normally Closed
5		CHILLER COFFEE OUTPUT VALVE, 3 WAY	
6		CHILLER COFFEE INPUT VALVE, 3 WAY	
7		BREW CHAMBER DISPENSE VALVE	Normally Closed
8		BREW CHAMBER VENT VALVE	Normally Open
9		BREW CHAMBER CLEANING VALVE	Normally Closed
10		HOT WATER BY-PASS VALVE (FRONT)	Normally Closed
11		BREW CHAMBER FILL VALVE	Normally Closed
12		BREW TANK DRAIN VALVE (REAR)	Normally Closed
13		CHILLER AMBIENT DRAIN VALVE	Normally Closed
14		BREW CHAMBER DRAIN VALVE	Normally Open
15		WATER INLINE PRESSURE SENSOR (AMBIENT SIDE)	
16		BREW INLINE PRESSURE SENSOR (HOT SIDE)	
17		CLEANER REFILL VALVE, 3 WAY	
18		DRAIN TEMPERING VALVE	Normally Closed
19		INTERNAL CONTAINER VALVE, 3 WAY	
20		CLEANER INJECTION VALVE, 3 WAY	

BTB FC BREWER CHASSIS ELECTRICAL & NON-ELECTRICAL COMPONENTS



Tank Bracket Assembly



BTB FC BREWER CHASSIS ELECTRICAL & NON-ELECTRICAL COMPONENTS

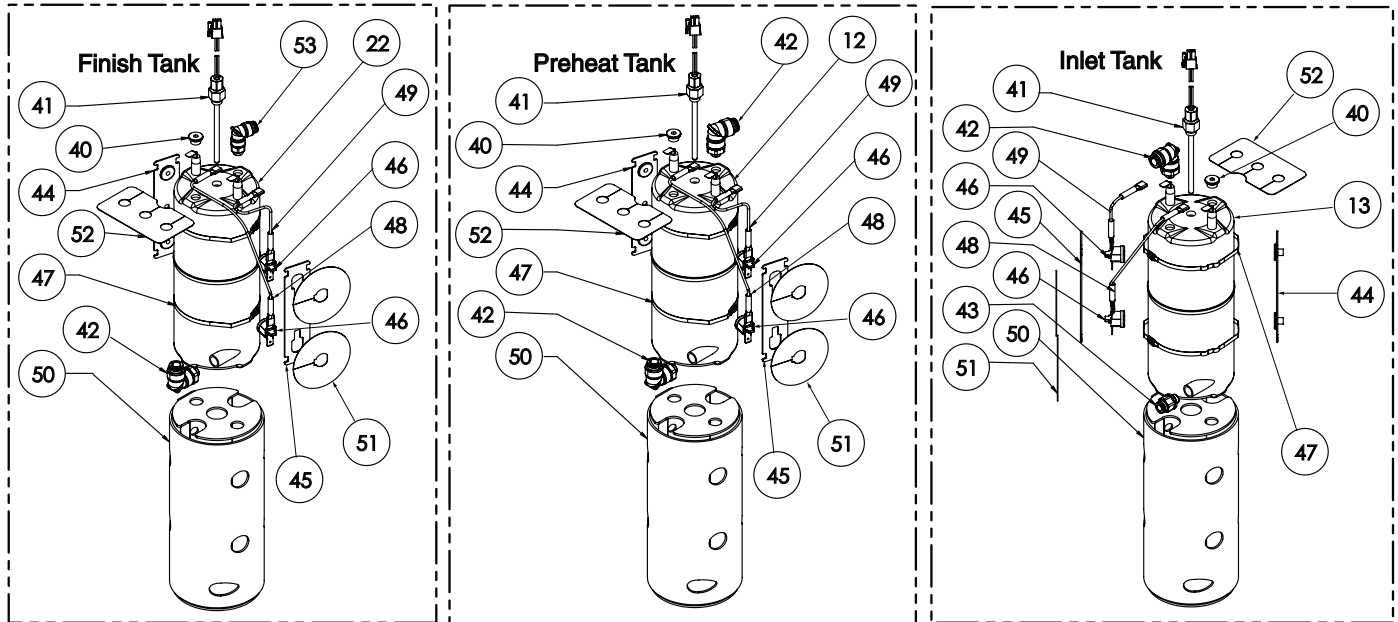
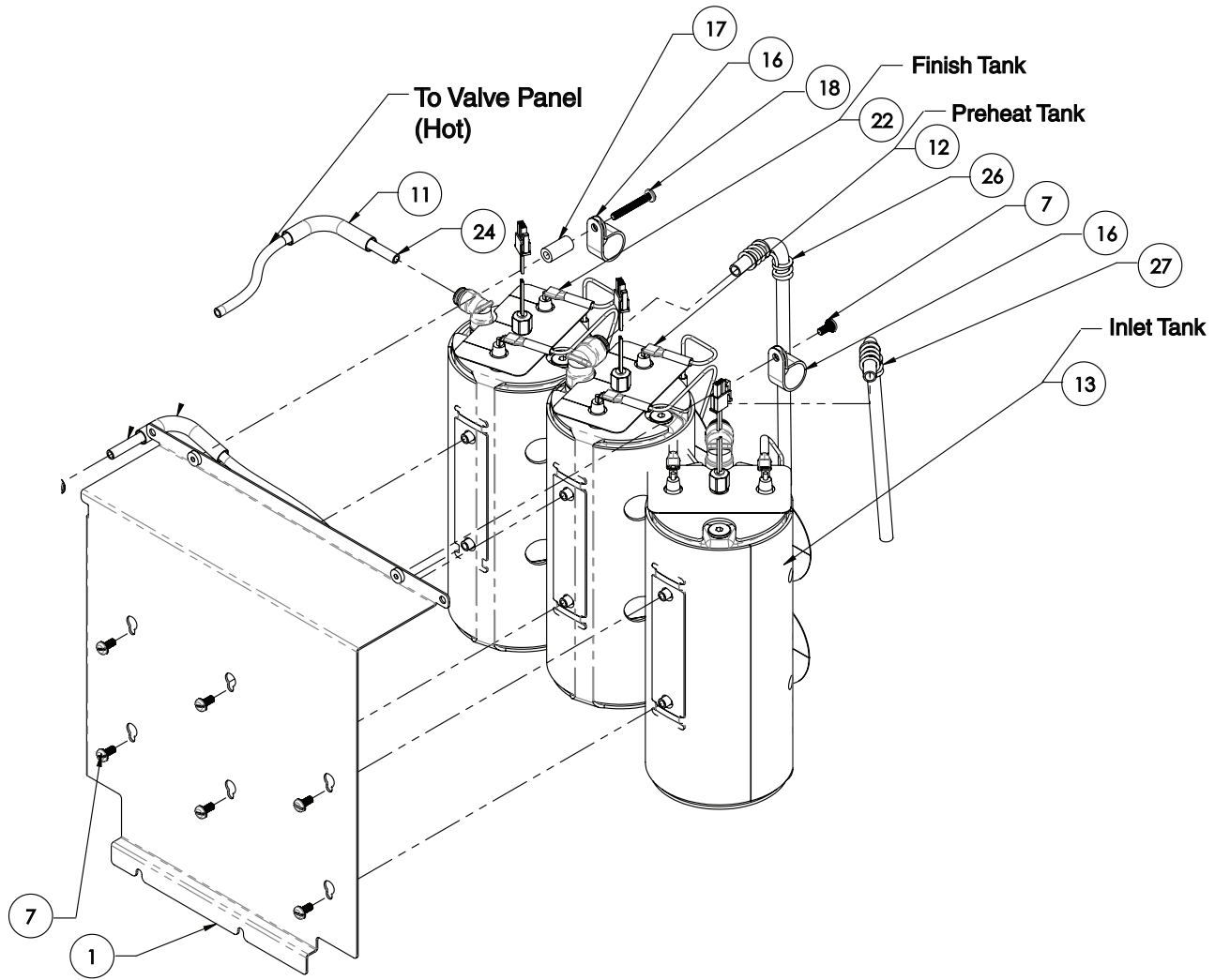
Tank Bracket Assembly

ITEM	QTY	DESCRIPTION	PART NO.	NOTES
1	1	WLDMT, TANK BRACKET		
2	1	WLDMT, PUMP BRACKET		
3	1	PUMP ASSY, W/TERM FAST CUP	55758.1002	
4	1	BRACKET, HEAT SINK DOUBLE		
5	1	METER, FLOW 4.0MM ORF	40752.0006	
6	1	CONNECTOR, STRAIGHT 6/8MM	55540.0000	
7	15	SCREW,PNH SLTD W/SERR 8-32x.38	02308.0000	
9	1	ELBOW, 90° CONNECTOR PPSU 6/8MM	55541.0000	
10	1	TUBE, 6MM OD X 4.5 LG		Order Item 35
11	3	FLOW BEND TUBE, SURE TAMP	34282.0003	
14	6	SCREW,PNH PHH#8 HI-LOW X .38	41103.0000	
15	1	SSR ASSY, 3x230VAC 25AMP	56786.0000	
19	1	BUSHING, OCB-875 NYL BLK .671ID	00606.0000	
20	1	FITTING, ELBOW 6MM G18 BSP PPSU	53414.0000	
21	1	FITTING, T-STEM 6MM PPSU	53410.0000	
23	1	TUBE, 6MM OD X 13.0 LG		Order Item 35
25	1	FITTING, PPSU 6MM TUBE TO 1/8 BSPP	54090.0000	
28	1	METER, FLOW Ø2.5mm ORIFICE	40752.0003	
29	2	CLAMP, HOSE-SNAP TYPE.47/.54ID	12422.0000	
30	1	TUBE, SILICONE .25ID X 7.75L		Order Item 36
32	1	FITTING, AL BARBED BULKHEAD 1/4" TUBE ID	59141.0000	
The following items are not illustrated				
33	1	WIRING HARN, TANK MODULE	55206.0001	
34	1	HARNESS, DRAIN TEMPERING FLOW METER	59148.0001	
35	-	KIT, TUBE PVDF 6MM OD X 1FT LG	55176.1000	
	-	KIT, TUBE PVDF 6MM OD X 3FT LG	55176.1001	
	-	KIT, TUBE PVDF 6MM OD X 10FT LG	55176.1002	
36	-	TUBE,SILICONE-.25ID X 12.0"LG	11707.1000	
	-	TUBE,SILICONE-.25ID x 36.0"LG	11707.1001	
	-	TUBE,SILICONE-.25ID X 120.0"LG	11707.1002	

BTB FC BREWER CHASSIS ELECTRICAL & NON-ELECTRICAL COMPONENTS



Tank Bracket Assembly



BTB FC BREWER CHASSIS ELECTRICAL & NON-ELECTRICAL COMPONENTS

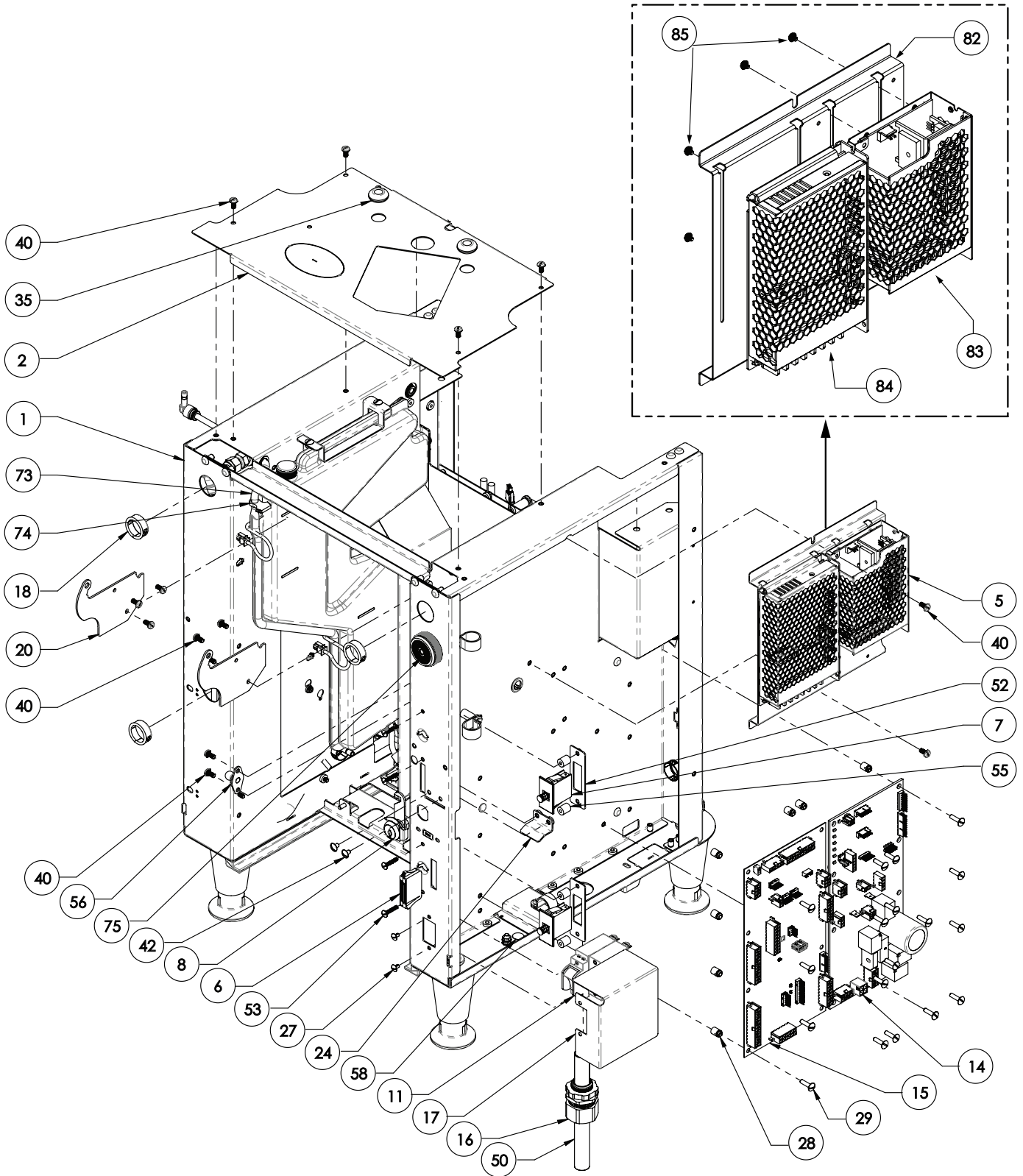
Tank Bracket Assembly

ITEM	QTY	DESCRIPTION	PART NO.	NOTES
1	1	WLDMT, TANK BRACKET		
7	15	SCREW,PNH SLTD W/SERR 8-32x.38	02308.0000	
11	3	FLOW BEND TUBE, SURE TAMP	34282.0003	
12	1	PREHT HW TANK ASSY, 2500W	50402.1008	
13	1	INLET HW TANK ASSY, 2500W	50402.1007	
16	2	CLAMP, CABLE-NYLON NAT .687 ID	00620.0000	
17	1	SPACER,NYL-.194IDx.375 ODX.75	01533.0010	
18	1	SCREW, PAN SLTD SST 8-32X1.25	55666.0000	
22	1	FINISH HW TANK ASSY, 2500W	50402.1009	
24	1	TUBE, 6MM OD X 6.6 LG		Order Item 54
26	1	TUBE WITH WIREFORM GUIDE, 8MM X 7.5IN L		
27	1	TUBE WITH WIREFORM GUIDE, 8MM X 6.25IN L		
40	1	PLUG, PIPE G-1/8 (BSPP) W/SEAL	50783.0001	
41	1	ASSY, TEMP PROBE 4.0LG	12568.1016	
42	1	FITTING, ELBOW 8MM X G18 BSPP	53421.0000	
43	1	FITTING, PPSU 6MM TUBE TO 1/8 BSPP	54090.0000	
44	1	WLDMT, TANK BRACKET RETAINER		
45	1	PLATE, DUAL LIMIT RETAINER 48767.0000		
46	2	THERMOSTAT, SENSATA 221-239F MNL RESET	50291.0000	
47	2	TIE, WAVE 304 SST .17Wx14.3LG	37061.0000	
48	1	LEAD ASSY, ELEC 16AWG BLK 7.5 LG		
49	1	LEAD ASSY, ELEC 16AWG WHT 7.5 LG		
50	1	INSULATION, FAST BREW		
51	2	SHIELD, INSULATION	53701.0000	
52	1	SHIELD, INSULATION 2X3.5	53701.0001	
53	1	FITTING, ELBOW 6MM G18 BSP PPSU	53414.0000	
The following items are not illustrated				
54	-	KIT, TUBE PVDF 6MM OD X 1FT LG	55176.1000	
		KIT, TUBE PVDF 6MM OD X 3FT LG	55176.1001	
		KIT, TUBE PVDF 6MM OD X 10FT LG	55176.1002	

BTB FC BREWER CHASSIS ELECTRICAL & NON-ELECTRICAL COMPONENTS



Power Supply and Control Boards



BTB FC BREWER CHASSIS ELECTRICAL & NON-ELECTRICAL COMPONENTS

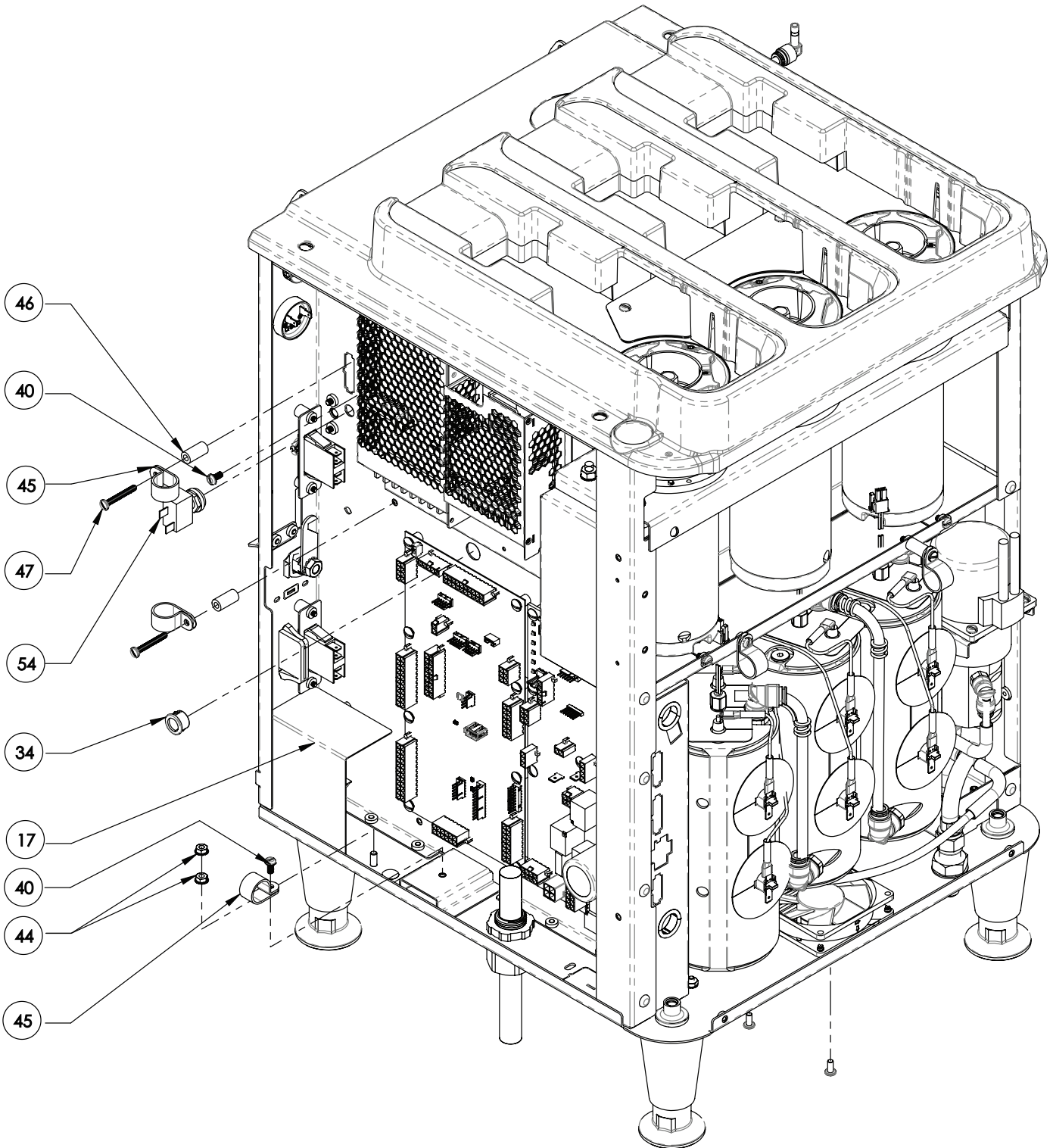
Power Supply and Control Boards

ITEM	QTY	DESCRIPTION	PART NO.	NOTES
1	1	ASSY, CHASSIS		
2	1	BRACKET, TOP CHAMBER MOUNT		
5	1	ASSY, POWER SUPPLIES FAST CUP		
6	1	MAGNETIC CATCH, SNAP-IN	25899.0000	
7	2	SWITCH, INTERRUPT SPST-NO SPST-NC	50573.0000	
8	1	LOCK ASSEMBLY, 1.555x.437 BODY	34472.0000	
11	1	SWITCH,125/250V 50A DBL POLE	38894.0001	
14	1	CBA, FAST BREW POWER	55253.1000	
15	1	CBA, FAST BREW I/O	55195.1000	
16	1	BUSHING, STRAIN RELIEF LTCG M25	05746.0001	
17	1	SHIELD, POWER SWITCH	43713.0008	
18	3	BUSHING, OPEN SNAP NYL BLK .81 ID		
20	2	BRACKET, DOOR HINGE	55725.0002	
24	1	BRACKET WLDMT, DOOR SAG	54996.0010	
27	2	SCREW, TRH SLTD SST 6-32x.25 LKG	01308.0002	
28	18	SPACER, NYLON-SELF RETNG STACK	32530.0000	
29	18	SCREW, TRH SLTD SST 8-32x.62	01338.0000	
35	2	GROMMET, SILICONE .375 ID	02536.0000	
40	24	SCREW,PNH SLTD W/SERR 8-32x.38	02308.0000	
42	2	SCREW, TRH SLTD SST 8-32 X .25	01311.0000	
50	1	POWER CORD ASSY, 30A 208V NEMA L6-30P	50211.0001	
52	2	WLDMT, SWITCH HOLDER PLATE	56999.0001	
53	4	SCREW, TRH SLOTTED 6-32x.75	01388.0000	
55	4	SPACER, NYL .140x.375ODx.43L	01533.0017	
56	1	WLDMT, LOWER DOOR PROP	57501.0000	
58	1	DECAL, GROUND BLACK ON WHITE	00824.0002	
73	1	TUBE, SILICONE 5MM ID X 8MM OD X 12.0LG		Order Item 87
74	1	CLAMP, HOSE-SNAP TYPE.31/.34ID	12422.0007	
75	1	ALARM, AUDIO	43133.0002	
82	1	BRACKET, POWER SUPPLY	54994.0002	
83	1	POWER SUPPLY, 48V DC 8.4A 400W	33363.0015	
84	1	POWER SUPPLY, 24VDC 6.5AMP	33363.0016	
85	6	SCREW, PNH PHH LK WASHER M3 X 4 SST	57887.0000	
The following items are not illustrated				
86		WIRING HARNESS, ALARM KIT B2B	57701.0001	
87	-	KIT, TUBE SILICONE 5MM ID X 8MM OD 12IN	50733.1000	
		KIT, TUBE SILICONE 5MM ID X 8MM OD 3FT	50733.1001	
		KIT, TUBE SILICONE 5MM ID X 8MM OD 10FT	50733.1002	

BTB FC BREWER CHASSIS ELECTRICAL & NON-ELECTRICAL COMPONENTS



Miscellaneous Chassis Components



BTB FC BREWER CHASSIS ELECTRICAL & NON-ELECTRICAL COMPONENTS

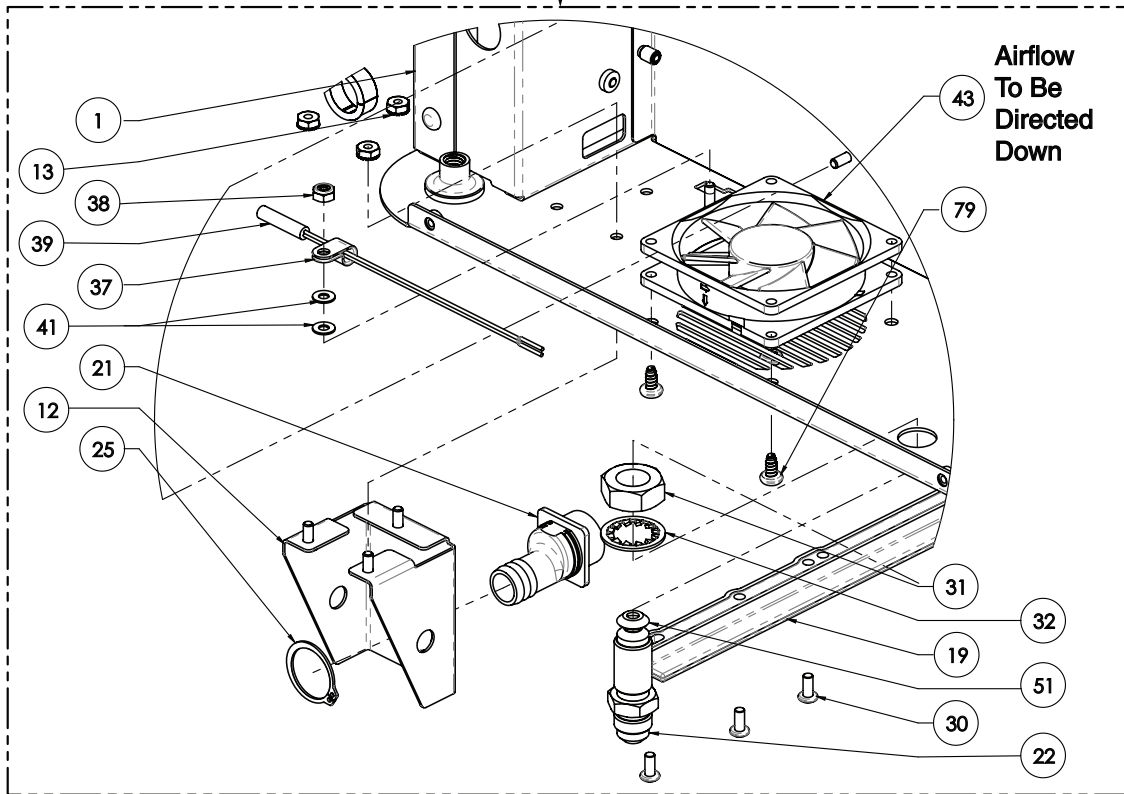
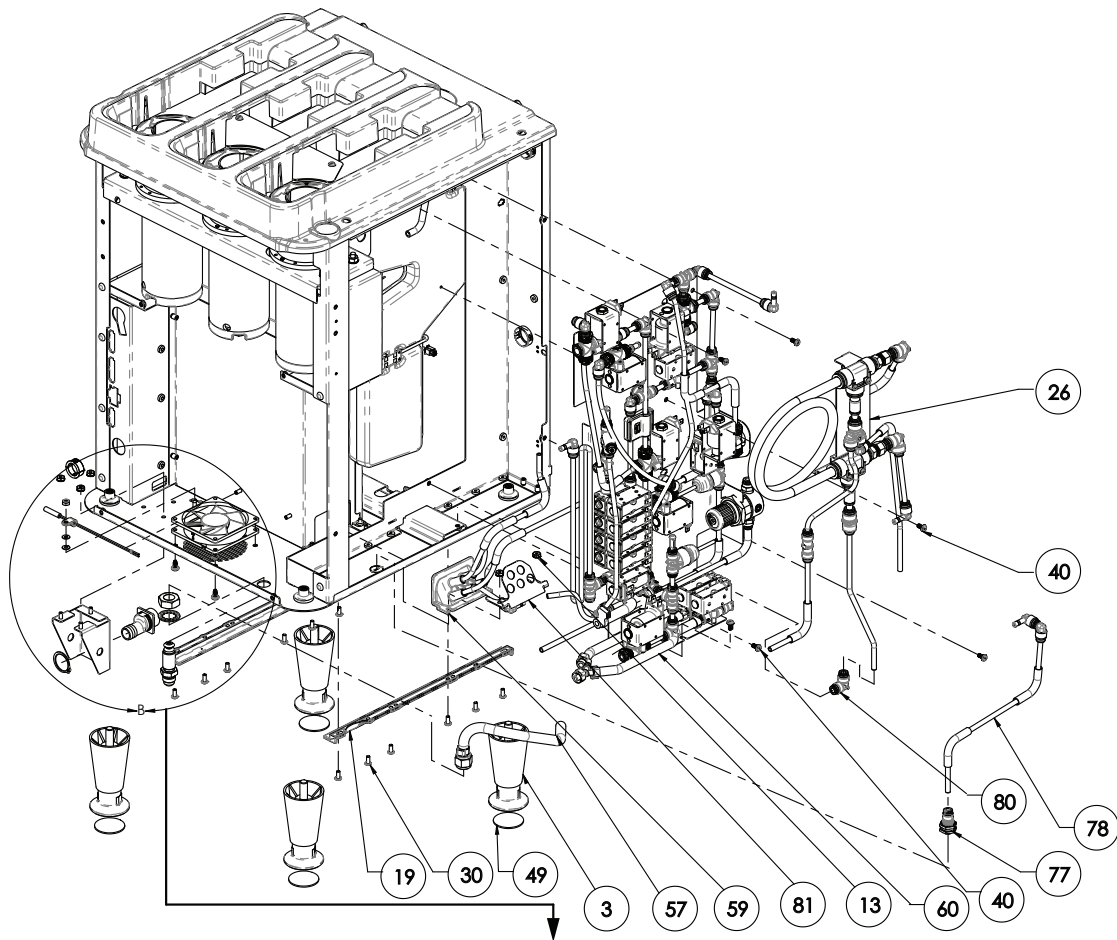
Miscellaneous Chassis Components

ITEM	QTY	DESCRIPTION	PART NO.	NOTES
17	1	SHIELD, POWER SWITCH	43713.0008	
34	1	BUSHING, SNAP .562 HOLE DIA	33549.0000	
40	24	SCREW,PNH SLTD W/SERR 8-32x.38	02308.0000	
44	2	NUT, KEPS #10-32 ZINC PL	00971.0000	
45	3	CLAMP, CABLE-NYLON NAT .687 ID	00620.0000	
46	2	SPACER,NYL-.194IDx.375 ODx.75	01533.0010	
47	2	SCREW, PAN SLTD SST 8-32X1.25	55666.0000	
54	1	CIRCUIT BREAKER, 3 AMP	20987.0000	
The following items are not illustrated				
59	1	WIRING HARN, POWER SUPPLY	55222.0001	
60	1	WIRING HARN, MAIN BTC FAST CUP	55226.0005	
61	1	WIRING HARN, FAN	55187.0001	
62	1	WIRING HARN, COMMUNICATION	55209.0000	
63	1	WIRING HARN, BREW MODULE PASS THRU	55220.0001	
64	1	WIRING HARN, DOOR SWITCH	55221.0000	
65	1	WIRING HARN, GROUNDS BIN/DRIP TRAY	55223.0000	
66	1	HARNESS, LED POWER FAST BREW	56449.0001	
67	1	WIRING HARN, CBA TO BULKHEAD	56795.0000	
68	1			

BTB FC BREWER CHASSIS ELECTRICAL & NON-ELECTRICAL COMPONENTS



Miscellaneous Chassis Components



BTB FC BREWER CHASSIS ELECTRICAL & NON-ELECTRICAL COMPONENTS

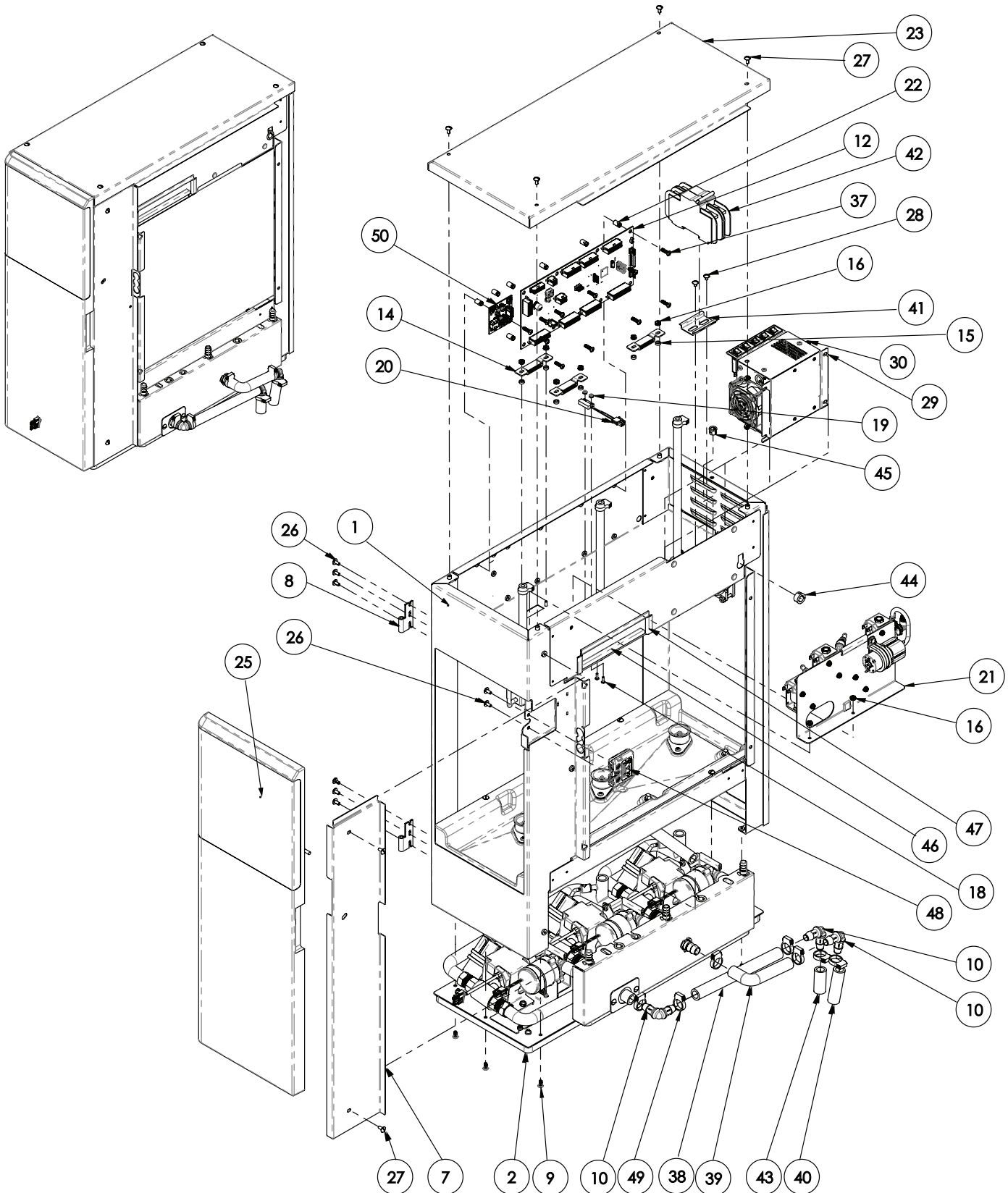
Miscellaneous Chassis Components

ITEM	QTY	DESCRIPTION	PART NO.	NOTES
1	1	ASSY, CHASSIS		
3	4	LEG, BLK/NICKEL PLATED	40041.0002	
12	1	BRACKET WLDMT, WATER INLET BULKHEAD	55349.0001	
13	7	NUT, KEPS #8-32 ZINC PL	00970.0000	
19	2	SLIDE, DRIP TRAY	55724.0002	
21	1	FITTING, DRAIN SST	55726.0001	
22	1	FITTING,BULKHEAD-MALE.38FLARE	12756.0000	
25	1	RING, RETAINING 63/64 SST	56760.0000	
26	1	ASSY, PLUMBING CHILLER		
30	14	SCREW, PNH PHH 8-32X.38 LKG	57737.0000	
31	1	NUT, HEX- .625-18 BRASS	12757.0000	
32	1	LOCK WASHER, INTL T-.625-ZINC	01514.0000	
37	1	CLAMP, CABLE - NYLON NAT .250 ID	05920.0000	
38	1	8 NUT, ELASTIC LOCK #8-32 SST	00991.0006	
39	1	REED SWITCH ASSY, MCR	49078.0000	
40	24	SCREW,PNH SLTD W/SERR 8-32x.38	02308.0000	
41	2	WASHER,FLAT-.174IDx.375OD-SST	01501.0000	
43	1	FAN ASSY, 24V DC 80MM W/LOCK SIGNAL	56239.0010	
49	4	PAD, ANTI SKID	40042.0000	
51	1	GASKET, .375 FLARE - COPPER	32359.0000	
57	1	TUBE ASSY, INLET TO FILL VALVE FAST CUP		
59	1	TUBE ASSY, MANIFOLD & TUBES AC		
60	1	ASSY, PLUMBING INLET/DRAIN VALVE		
77	1	FITTING, BULKHEAD UNION 6MM		
78	1	ASSY, UNDERCOUNTER TUBE		
80	1	ELBOW, 90° 6MM CONNECTOR	55523.0000	
81	1	PLATE, DRAIN MANIFOLD		

BTB FC TOWER CHASSIS ELECTRICAL & NON-ELECTRICAL COMPONENTS



Miscellaneous Chassis Components



BTB FC TOWER CHASSIS ELECTRICAL & NON-ELECTRICAL COMPONENTS

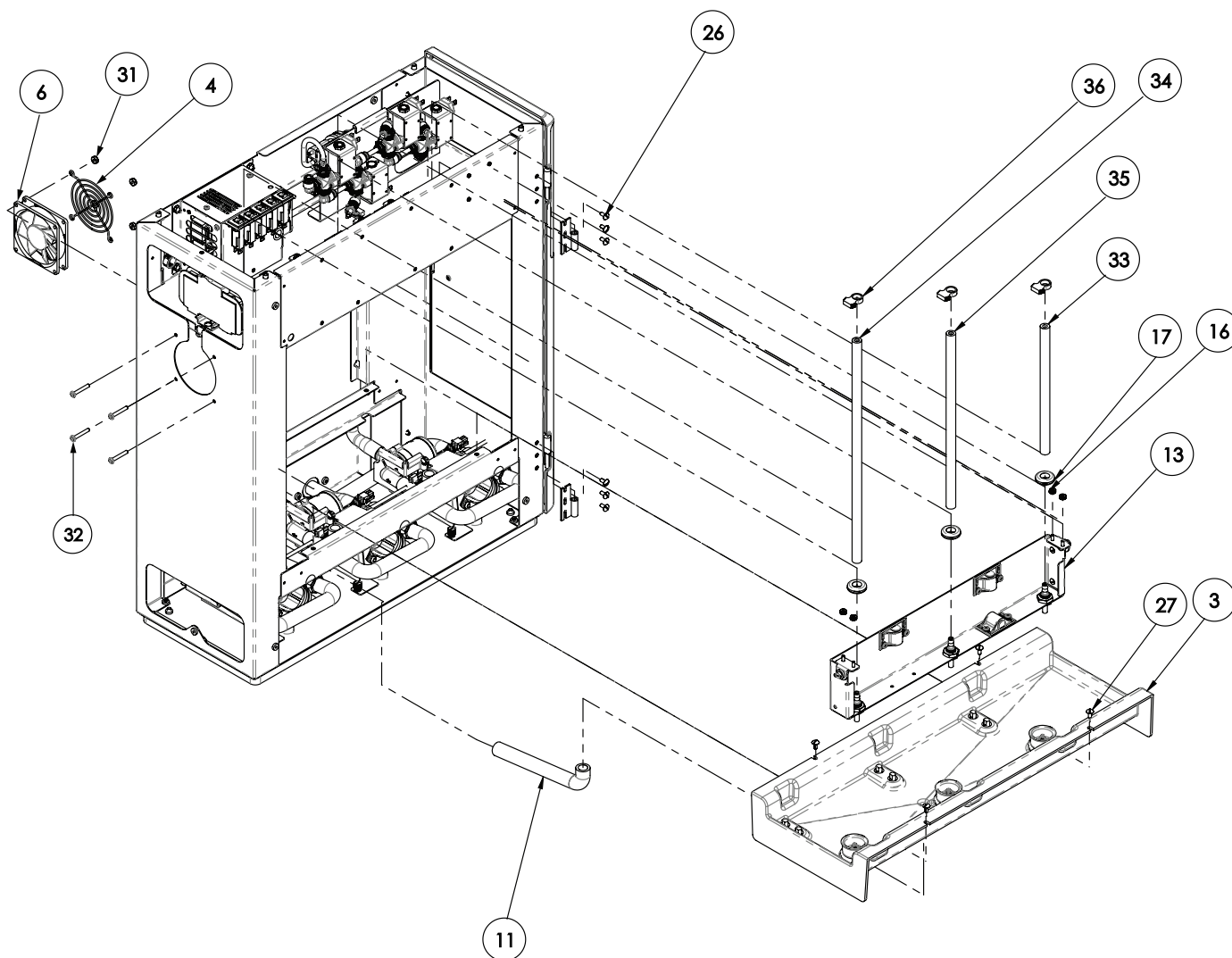
Miscellaneous Chassis Components

ITEM	QTY	DESCRIPTION	PART NO.	NOTES
1	1	WLDMNT, TOWER HOUSING		
2	1	TOWER BASE ASSY		
7	1	COVER, TOWER RIGHT BLACK		
8	2	HINGE, SLIP APART LEFT FEMALE		
9	6	SCREW, PNH PHH 8-32X.38 LKG	57737.0000	
10	3	FITTING, ELBOW - .50 BARB PVDF	57984.0000	
12	1	CBA KIT, BEAN TO BATCH I/O	57880.1000	
14	3	LATCH WLDMT, MAGNET STRIKE	40476.0000	
15	6	SPACER, NYLON .166ID X .313OD X .125LG	53352.0000	
16	12	NUT, KEPS 6-32 SST PASSIVATE	00973.0001	
18	2	SCREW,TRH SLOTTED SST 4-40x.38	02336.0000	
19	2	NUT, ELASTIC LOCK #4-40 SST	00991.0004	
20	1	SWITCH ASSY, REED 2 PIN CONN	51855.0001	
21	1	PANEL ASSY, DISPENSE VALVE BUNN B2B		
22	11	SPACER, PCB MTG #6 x .375LG	29081.0000	
23	1	COVER, TOWER TOP BLACK		
25	1	ASSY, DOOR TOWER		
26	8	SCREW, TRHSLTD SST 8-32x.38LKG	01317.0003	
27	11	SCREW, TRHSLTD BLK 8-32x.38LKG	01317.0005	
28	4	SCREW, TRH SLTD SST 8-32 X .25 LKG	01311.0001	
29	1	POWER SUPPLY, 24VDC 2X200 COMBINED	58496.0000	
30	4	NUT, KEPS #8-32 SST		
37	11	SCREW, TRH PHH SST 6-32 X .63	55743.0000	
38	1	TUBE,SILICONE .50ID x 7.5LG		
39	1	TUBE, TRAY DRAIN OUTLET	58970.0000	
40	1	TUBING, SILICONE .50 ID x 2.5		
41	1	RAIL, DIN 35MM X 7.5MM X 2 IN-STEEL	58736.0000	
42	1	CIRCUIT BREAKER, UL 489 DIN-RAIL MNT	58735.0000	
43	1	TUBE, SILICONE .50 ID X 1.60 LG		
44	1	BUSHING, OCB-625 NYL BLK.469ID	00614.0000	
45	1	BUSHING, OCB-437 NYL BLK .33ID	00614.0003	
46	2	EDGING, TRIM LOK-BLACK 6.00LG		
47	2	EDGING, TRIM LOK-BLACK 1.31LG		
48	1	ROTARY LATCH, ELECTRONIC ACCESS	59061.0000	
49	7	CLAMP, HOSE SNAP TYPE.71/.80ID	12422.0009	
50	1	CBA, BTB DOOR LATCH INTERFACE	59080.0000	
The following items are not illustrated				
60		TUBE,SILICONE .50IDx.75OD	32591.1000	
		TUBE,SILICONE .50ID x 12.0 LG	32591.1001	
		TUBE,SILICONE-.50 ID X 36.0LG	32591.1002	
61		EDGING, TRIM LOK-BLACK 18.0"LG	02712.1000	
		EDGING,TRIM LOK-BLACK 44.25"L	02712.1001	

BTB FC TOWER CHASSIS ELECTRICAL & NON-ELECTRICAL COMPONENTS



Miscellaneous Chassis Components



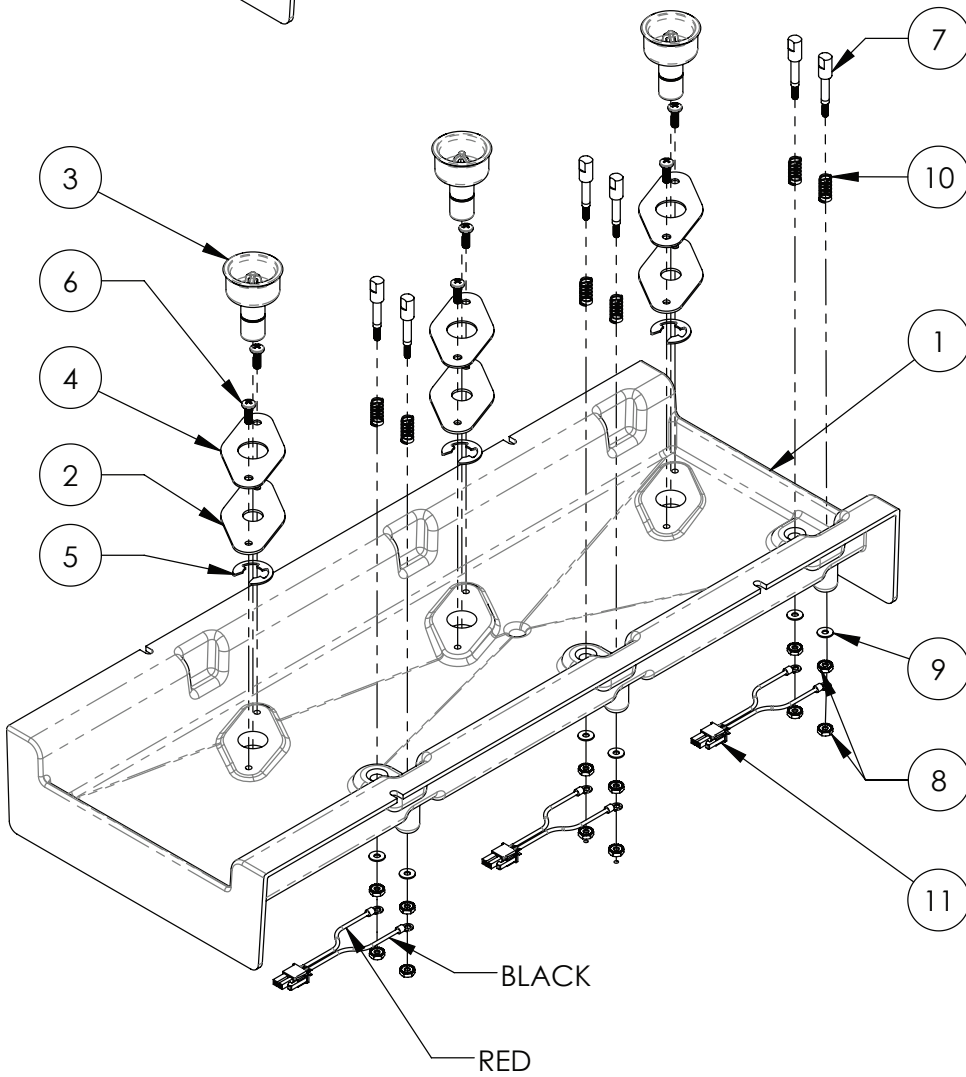
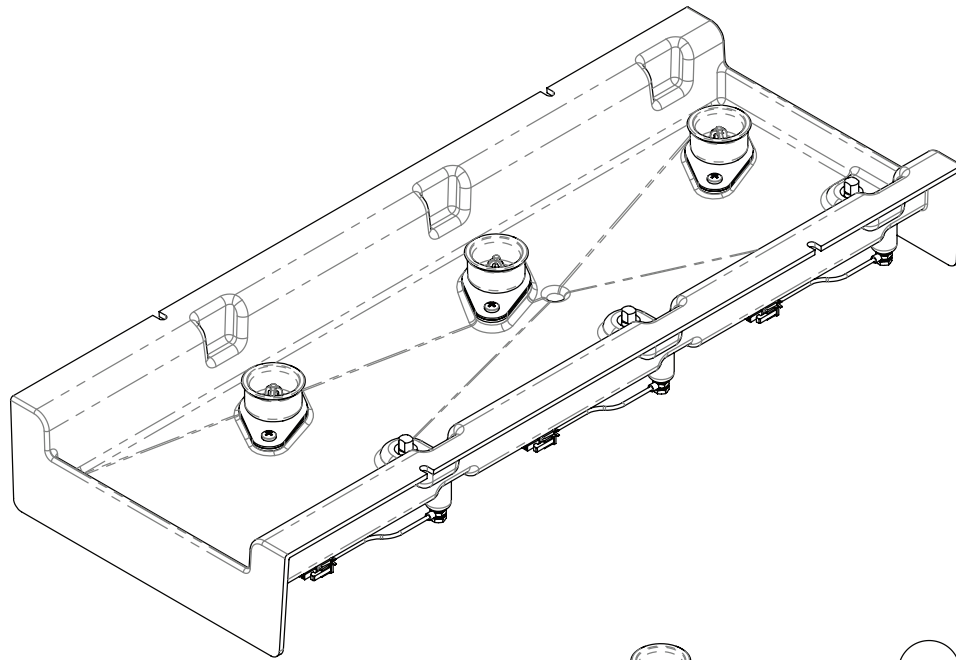
BTB FC TOWER CHASSIS ELECTRICAL & NON-ELECTRICAL COMPONENTS

Miscellaneous Chassis Components

ITEM	QTY	DESCRIPTION	PART NO.	NOTES
3	1	TRAY ASSY, SERVER BASE B2B		
4	1	GUARD, CABINET FAN 80MM	34010.0003	
6	1	FAN ASSY, 24V DC 80MM W/LOCK SIGNAL	56239.0010	
11	1	TUBE,SILICONE .50ID X 7.25LG		
13	1	PANEL ASSY, DISPENSE SWING ARM BUNN B2B		
16	12	NUT, KEPS 6-32 SST PASSIVATE	00973.0001	
17	3	GROMMET, PUSH-IN 1/2 ID	46552.0001	
26	8	SCREW, TRHSLTD SST 8-32x.38LKG	01317.0003	
27	11	SCREW, TRHSLTD BLK 8-32x.38LKG	01317.0005	
31	4	NUT, ELASTIC LOCK #8-32 SST	00991.0006	
32	4	SCREW, PAN PHH SST 8-32X1.13LG		
33	1	TUBE, SILICONE-.25ID X 8.0LG		Order item 63
34	1	TUBE, SILICONE-.25ID X 14.0LG		Order item 63
35	1	TUBE, SILICONE-.25ID X 11.0LG		Order item 63
36	3	CLAMP, HOSE-SNAP TYPE.47/.54ID	12422.0000	
The following items are not illustrated				
51		WIRING HARNESS, CIRCUIT BREAKER	58750.0000	
52		WIRING HARNESS, DOOR LATCH B2B	59093.0000	
62	-	TUBE,SILICONE .50IDx.75OD	32591.1000	
		TUBE,SILICONE .50ID x 12.0 LG	32591.1001	
		TUBE,SILICONE-.50 ID X 36.0LG	32591.1002	
63	-	TUBE,SILICONE-.25ID X 12.0"LG	11707.1000	
		TUBE,SILICONE-.25ID x 36.0"LG	11707.1001	
		TUBE,SILICONE-.25ID X 120.0"LG	11707.1002	



Server Base Tray Assembly



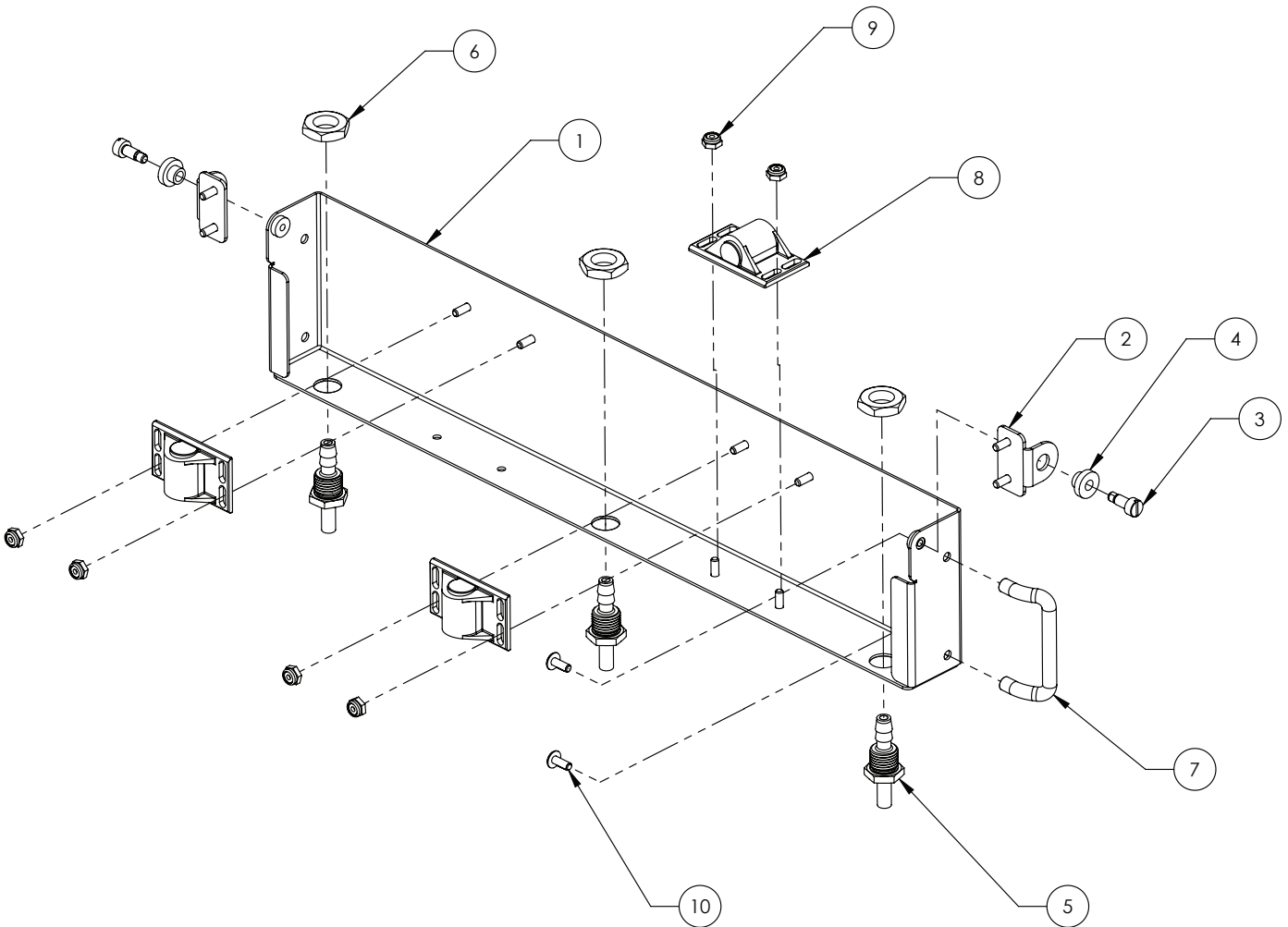
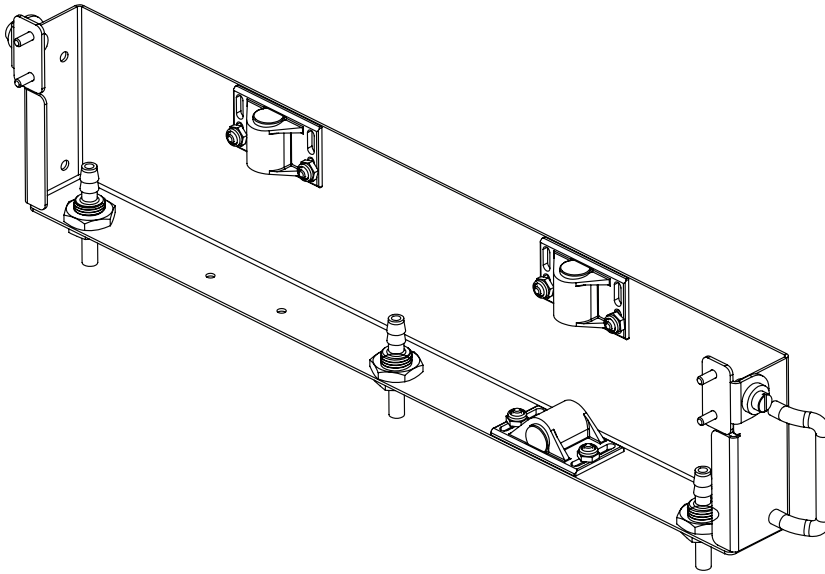
BTB FC TOWER CHASSIS ELECTRICAL & NON-ELECTRICAL COMPONENTS

Server Base Tray Assembly

ITEM	QTY	DESCRIPTION	PART NO.	NOTES
-	1	TRAY ASSEMBLY, SERVER BASE B2B	58319.1000	Includes items 1-11
1	1	TRAY, SERVER BASE	58088.0000	
2	3	SEAL, ACTUATION FLOAT B2B RESERVOIR	58249.0001	
3	3	ACTUATOR, RESERVOIR FLOATING B2B	57956.0001	
4	3	PLATE, SEAL ACTUATION FLOAT B2B		
5	3	E-CLIP Ø0.940 OD X Ø0.480 ID SST	55331.0001	
6	6	SCREW, PNH PHH #8-18 TRI-LOBE	24544.0000	
7	6	PIN, SPRING CONTACT	27748.0002	
8	12	NUT, KEPS 6-32 ZINC PLATE	00973.0000	
9	6	WASHER, FLAT-.149IDx.375OD-SST	01521.0000	
10	6	SPRING, CPRSN-.300 OD x .875 LG	27788.0000	
11	3	HARNESS, RESERVOIR	58416.0000	



Swing Arm Assembly



BTB FC TOWER CHASSIS ELECTRICAL & NON-ELECTRICAL COMPONENTS

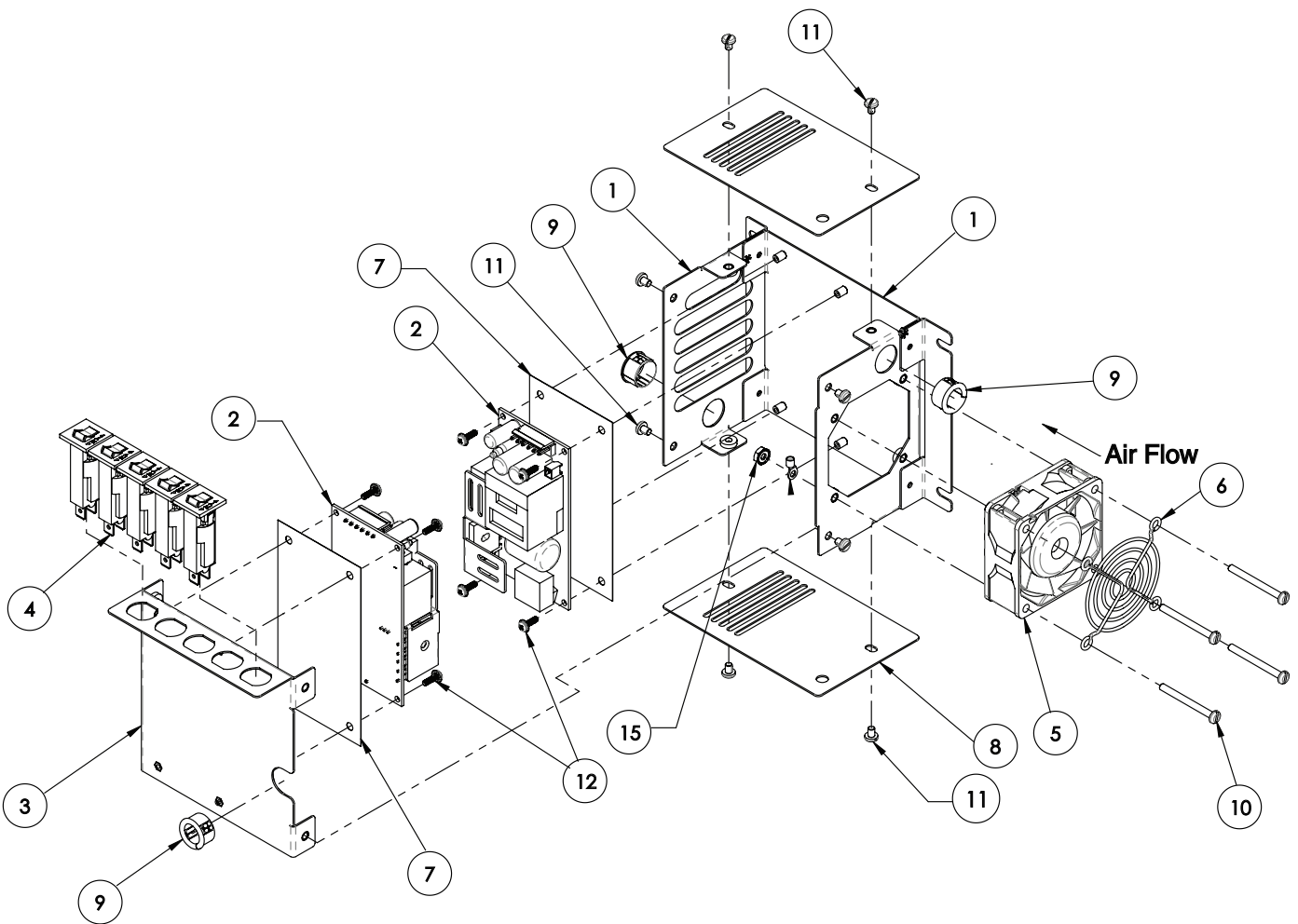
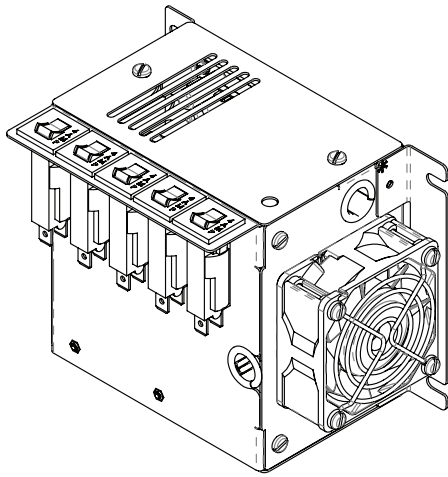
Swing Arm Assembly

ITEM	QTY	DESCRIPTION	PART NO.	NOTES
1	1	PANEL WLDMT, DISPENSE SWING ARM BUNN B2B		
2	2	BRACKET WLDMT, HINGE		
3	2	SCREW, SHLDR 8-32x.187ODx.313LG W/PL	34741.0001	
4	2	BUSHING, .196ID X.3 OD X.12FLG ACETAL	34362.0006	
5	3	FITTING, .250 BARB BULKHEAD SST 303	58776.0000	
6	3	NUT, HEX BRASS .500-20	00942.0000	
7	1	PULL, OFFSET HANDLE 2" CL	58294.0000	
8	3	LATCH ASSEMBLY, MAGNETIC	40477.1000	
9	6	NUT, ELASTIC LOCK #6-32 SST	00991.0002	
10	2	SCREW, TRH W/NYL PATCH6-32x.38	01382.0003	

BTB FC TOWER CHASSIS ELECTRICAL & NON-ELECTRICAL COMPONENTS



Power Supply



BTB FC TOWER CHASSIS ELECTRICAL & NON-ELECTRICAL COMPONENTS

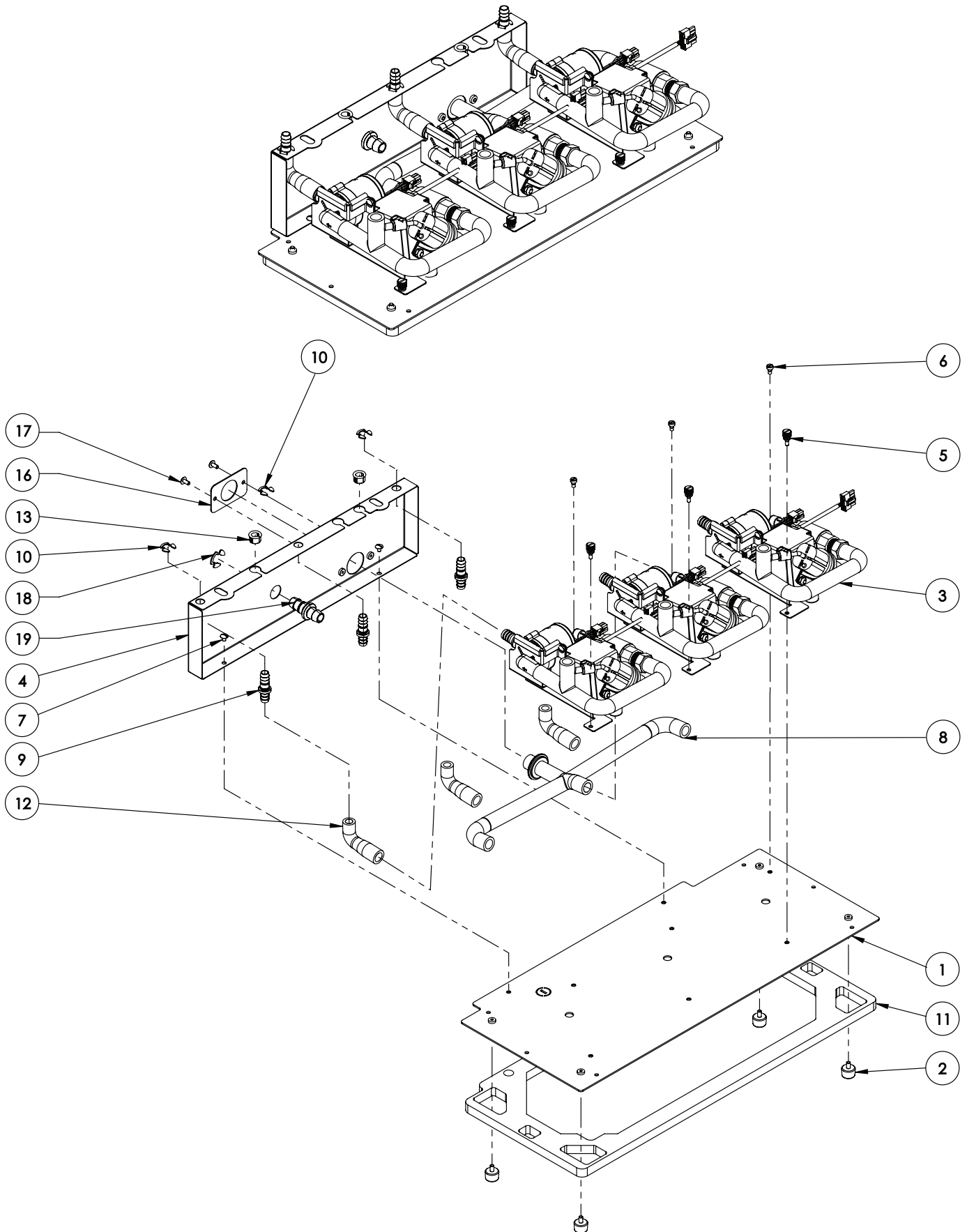
Power Supply

ITEM	QTY	DESCRIPTION	PART NO.	NOTES
1	1	WELDMENT, REAR-POWER SUPPLY		
2	2	POWER SUPPLY, 24V DC 200W	33363.0021	
3	1	WELDMENT, FRONT PLATE-POWER SUPPLY		
4	5	CIRCUIT BREAKER, RESET-4AMP	27181.0001	
5	1	FAN, 12VDC 60MM	58495.0000	
6	1	FAN GUARD, 60MM	58498.0000	
7	2	SHIELD, FORMEX 10-POWER SUPPLY	58499.0000	
8	2	COVER, POWER SUPPLY	58494.0000	
9	3	BUSHING, OCB-625 NYL BLK.469ID	00614.0000	
10	4	SCREW,PNH SLTD SST 6-32 X 1.50	02370.0003	
11	8	SCREW,PNH SLTD LKG 6-32 x .188	02328.0002	
12	8	SCREW, PNH PH 4-40X.38 W/INT TOOTH LW SS	58502.0000	
15	1	NUT, KEPS 6-32 ZINC PLATE	00973.0000	
The following items are not illustrated				
13	1	WIRE HARN ASSY, PWR SUPPLY B2B	58562.0001	
14	1	WIRE HARN, PWR SUPPLY AC B2B	58558.0000	

BTB FC TOWER CHASSIS ELECTRICAL & NON-ELECTRICAL COMPONENTS



Base Assembly



BTB FC TOWER CHASSIS ELECTRICAL & NON-ELECTRICAL COMPONENTS

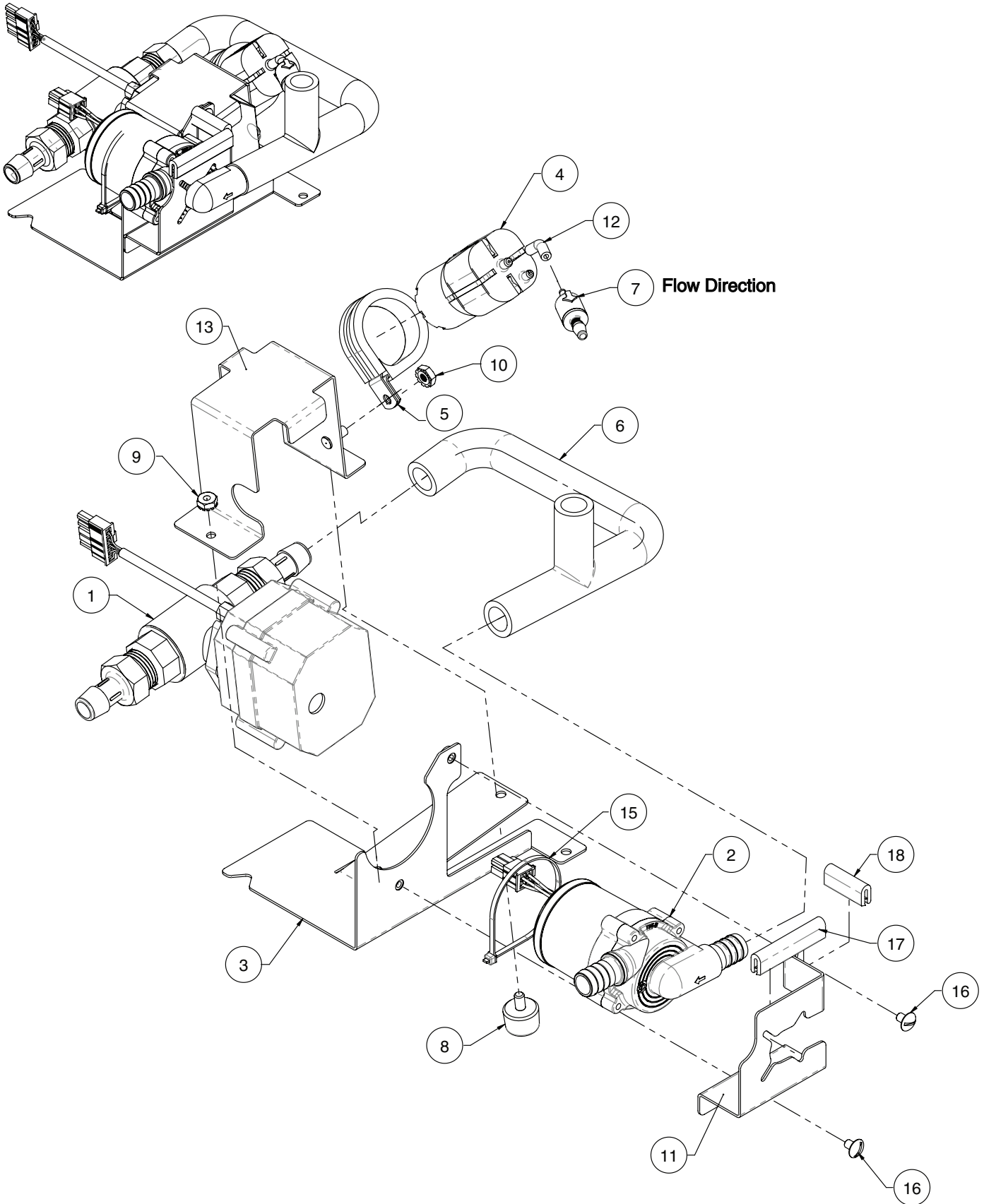
Base Assembly

ITEM	QTY	DESCRIPTION	PART NO.	NOTES
1	1	WLDMT, TOWER BASE		
2	4	FOOT, BLK SBR- .75ODx.48HT 8-32	25137.0002	
3	3	ASSY, PUMP AND DRAIN	57914.1003	
4	1	WLDMNT, SPACER BASE BRACKET		
5	3	THUMB SCREW,KNURLED 8-32X.375	28062.0000	
6	3	SCREW, .125 SHOULDER #8-32	24457.0000	
7	2	SCREW, TRH SLTD SST 8-32 X .25 LKG	01311.0001	
8	1	TUBE, DRAIN-BTB	57909.0002	
9	3	FITTING,BULKHEAD BARB-.375 ID TUBE	57935.0000	
10	3	RING, RETAINING EXTERNAL .44 SHAFT SST	57983.0000	
11	1	SEAL, TOWER	58358.0001	
12	3	TUBE, PUMP OUTLET	58528.0000	
13	2	BUSHING, OCB-562 NYL BLK.390ID		
16	1	PLATE, CLAMP-BTB DRAIN	58939.0000	
17	2	SCREW, TRHSLTD SST 8-32x.38LKG	01317.0003	
18	1	RING, RETAINING EXTERNAL .531 GROOVE	58301.0000	
19	1	FITTING, BARBED .50 ID TUBE	58299.0000	
The following items are not illustrated				
14	3	WIRING HARNESS, RESERVOIR B2B	58523.0000	
15	3	WIRING HARNESS, RESERVOIR EXT B2B	58523.0003	

BTB FC TOWER CHASSIS ELECTRICAL & NON-ELECTRICAL COMPONENTS



Pump/Drain Assembly



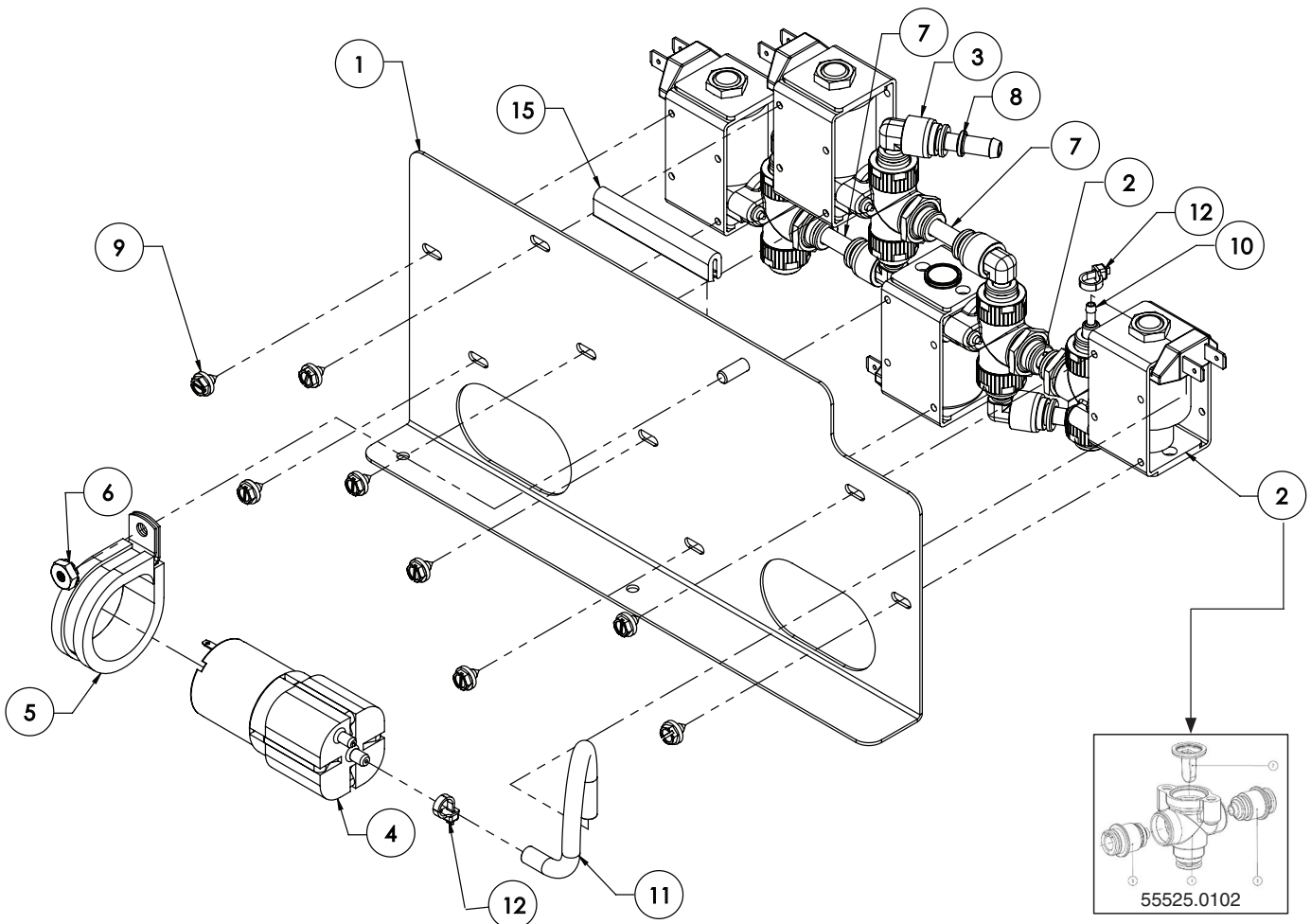
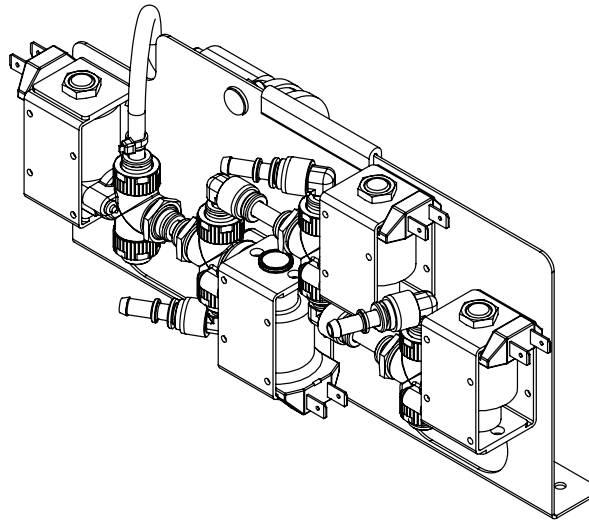
BTB FC TOWER CHASSIS ELECTRICAL & NON-ELECTRICAL COMPONENTS

Pump/Drain Assembly

ITEM	QTY	DESCRIPTION	PART NO.	NOTES
1	1	ASSY, BALL VALVE AND FITTINGS-24 VDC	57975.0102	
2	1	PUMP, CENTRIFUGAL WATER-24VDS .50 BARB ASSY	57976.0100	
3	1	WELDMENT, BALL VALVE BRACKET		
4	1	PUMP, AIR 24VDC KPM32E-24A	50854.0001	
5	1	CLAMP, LOOP DIA 1.25 IN	58223.0000	
6	1	TUBE, PUMP AND VALVE	57908.0001	
7	1	VALVE, CHECK .12 X .188	41505.0000	
8	1	FOOT, BLK SBR- .75ODx.48HT 8-32	25137.0002	
9	1	NUT, KEPS #8-32 SST	49249.0000	
10	1	NUT, #10-32 KEPS SST	49133.0000	
11	1	CLAMP, PUMP		
12	1	TUBING, SIL PT .094ID X .219OD X 1.0 LG		Order Item 19
13	1	WELDMENT, MOUNTING STRAP-BALL VALVE		
15	1	TIE, CABLE-NYLON BLK 4.04 LG	36329.0000	
16	2	SCREW, TRH SLTD SST 8-32 X .25 LKG	01311.0001	
17	1	EDGING, TRIM LOK-BLACK 1.75LG		Order Item 20
18	1	EDGING, TRIM LOK-BLACK 1.0LG		Order Item 20
The following items are not illustrated				
14	3	WIRING HARNESS, RESERVOIR B2B	58523.0000	
19	1	TUBING, SIL PT .094ID x .219OD x 12.0" LG	51571.1000	
	1	TUBING, SIL PT .094ID x .219OD x 36.0" LG	51571.1001	
	1	TUBING, SIL PT .094ID x .219OD x 120.0" LG	51571.1002	
20	1	EDGING, TRIM LOK-BLACK 18.0"LG	02712.1000	
	1	EDGING, TRIM LOK-BLACK 44.25"L	02712.1001	



Valve Panel Assembly

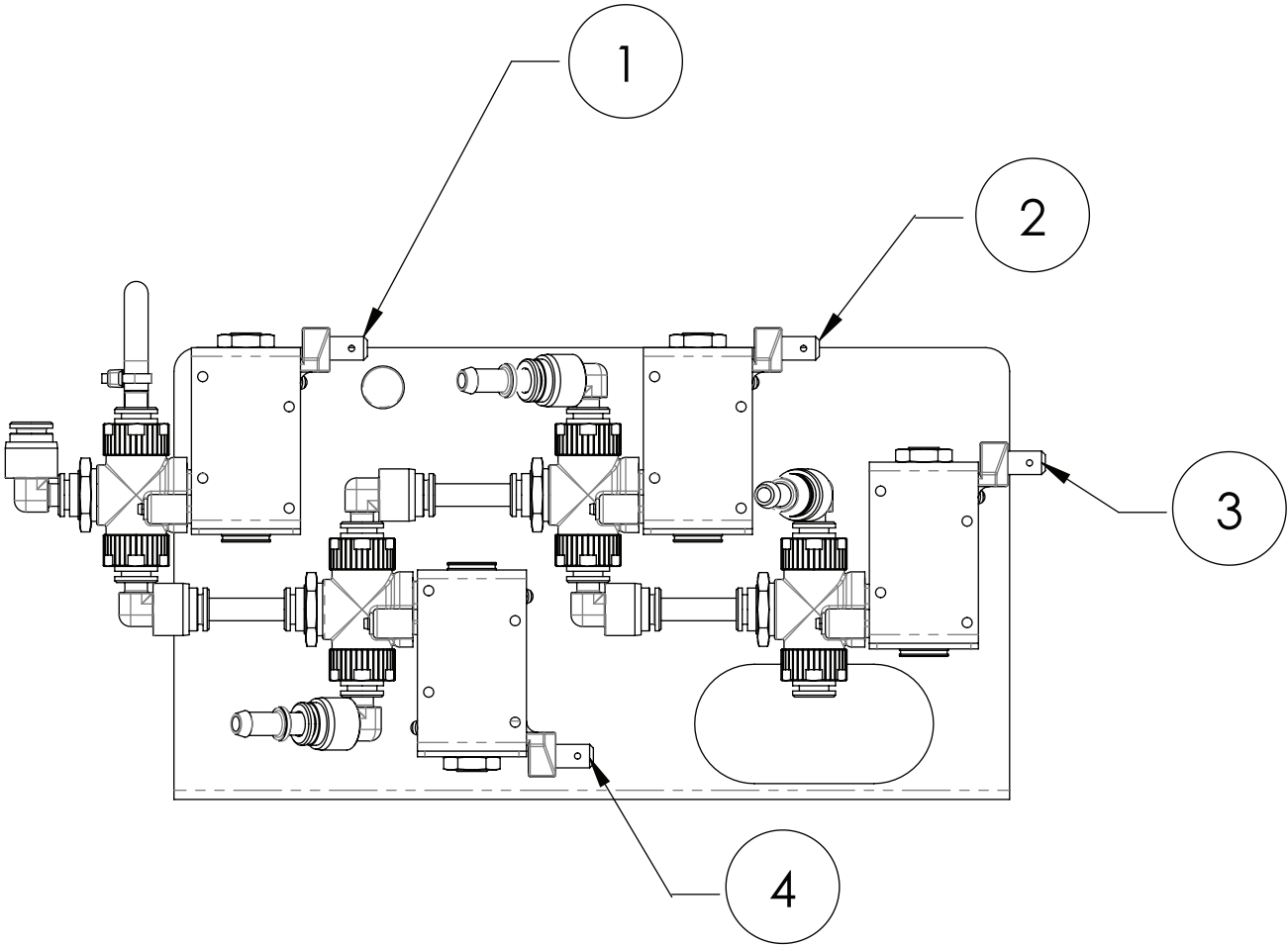


BTB FC TOWER CHASSIS ELECTRICAL & NON-ELECTRICAL COMPONENTS

Valve Panel Assembly

ITEM	QTY	DESCRIPTION	PART NO.	NOTES
1	1	PANEL WLDMT, DISPENSE VALVE BTB		
2	4	VALVE, SOLENOID 24V 3 WAY	55525.0002	
		VALVE KIT, SOLENOID 24V 3 WAY 1. 3/2 WAY COMPLETE VALVE BODY 2. DIAPHRAM 3. CONNECTION UNIT	55525.0102	Valve Kit (Re-build) Includes The Following Three items
3	5	FITTING, ELBOW 6MM TUBE 6MM STEM PPSU	53998.0000	
4	1	PUMP, AIR 24VDC KPM32E-24A	50854.0001	
5	1	CLAMP, LOOP DIA 1.25 IN	58223.0000	
6	1	NUT, #10-32 KEPS SST	49133.0000	
7	2	TUBE, 6MM OD X 1.75 LG		
8	3	FITTING, 6MM PPSU TUBE 4MM ID	53408.0001	
9	8	SCREW,HEX CRIMPTITE"AB"#6x.25	02332.0001	
10	1	ADAPTER, 6MM X .125 BARB AVSROMER	58242.0000	
11	1	TUBE,SLCN-TRANS .125ID X 4.5LG		
12	2	TIE, CABLE-NYLON BLK 4.04 LG	36329.0000	
14	2	CAP,HI-TEMP BLK.125x.437x.5LG	12919.0000	
15	1	EDGING, TRIM LOK-BLACK 2.25LG		
16	1	FITTING, UNION STEM	53409.0000	
The following items are not illustrated				
17	-	KIT, TUBE PVDF 6MM OD X 1FT LG	55176.1000	
		KIT, TUBE PVDF 6MM OD X 3FT LG	55176.1001	
		KIT, TUBE PVDF 6MM OD X 10FT LG	55176.1002	
18	-	KIT, SLCN TUBE .125ID X 1FT	42918.1000	
		KIT, SLCN TUBE .125ID X 3FT	42918.1001	
		KIT, SLCN TUBE .125ID X 10FT	42918.1002	
19	1	WIRING HARN, VALVE B2B 58521.0001	58521.0001	
20	-	EDGING, TRIM LOK-BLACK 18.0"LG	02712.1000	
		EDGING,TRIM LOK-BLACK 44.25"L	02712.1001	

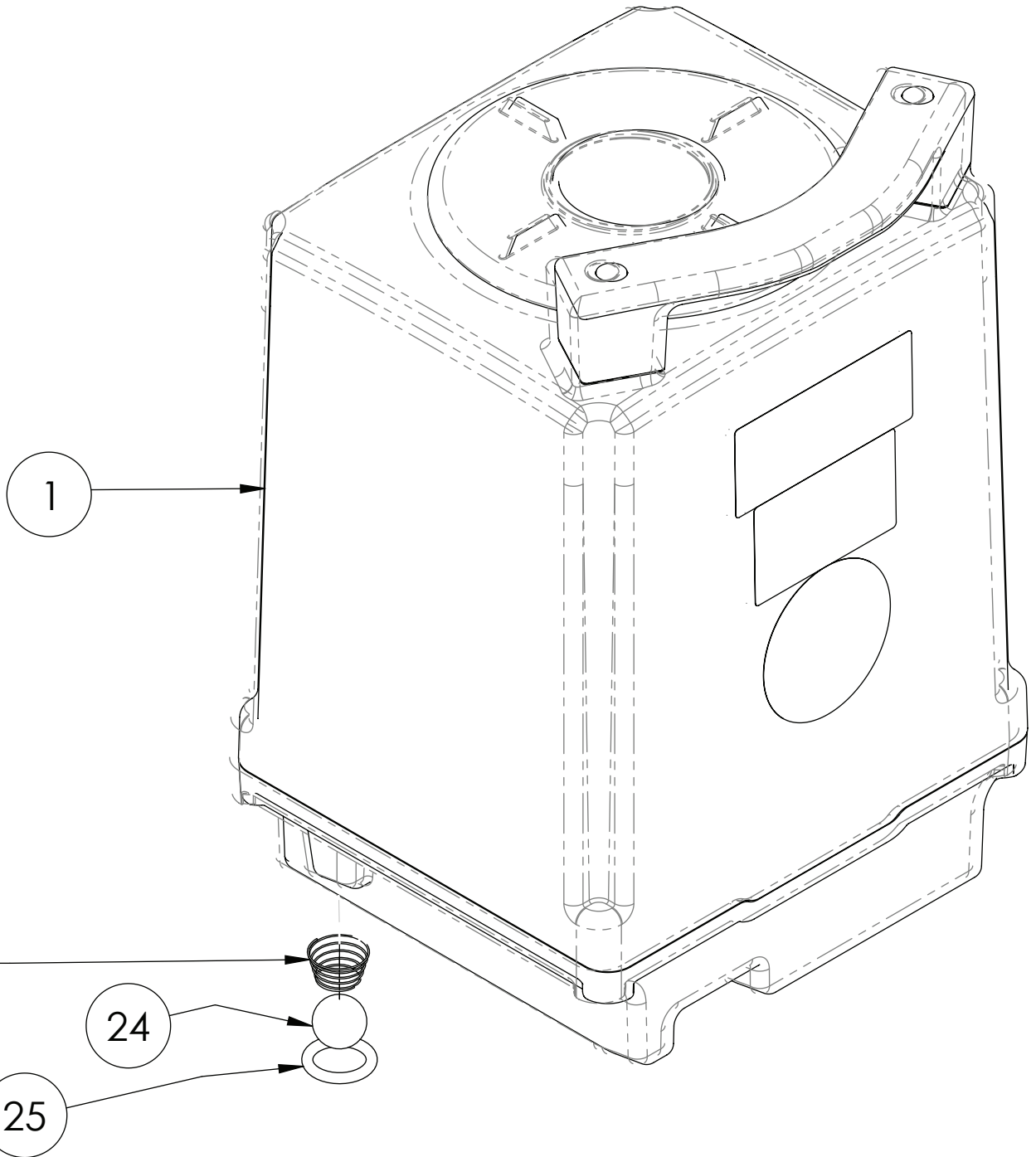
BTB (WITH AUTO CLEAN) TOWER VALVE PANEL NOMENCLATURE



BTB (WITH AUTO CLEAN) TOWER VALVE PANEL NOMENCLATURE

ITEM	QTY	DESCRIPTION	NOTES
1		VENT VALVE	Facing Left Side of Machine
2		RESERVOIR 2 (CENTER) FILL VALVE	
3		RESERVOIR 3 (RIGHT) FILL VALVE	
4		RESERVOIR 1 (LEFT) FILL VALVE	

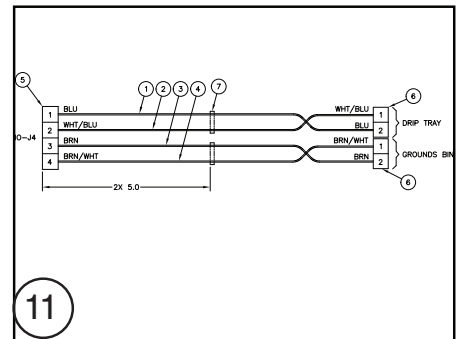
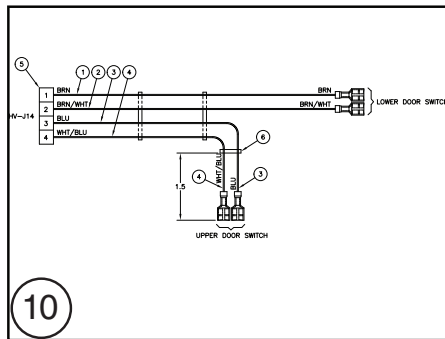
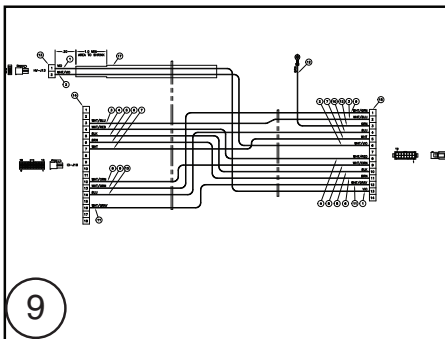
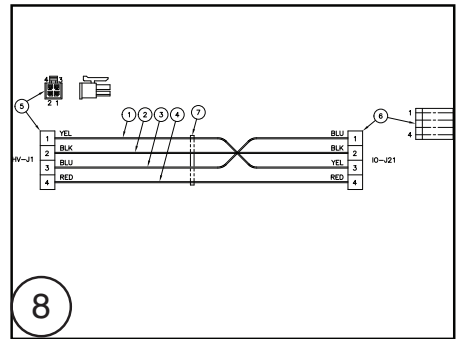
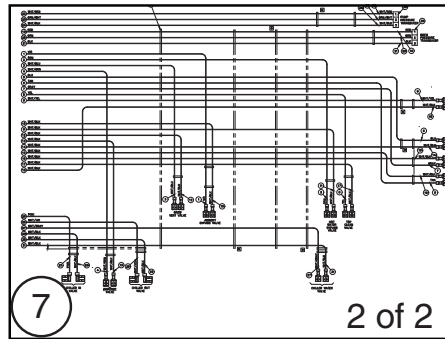
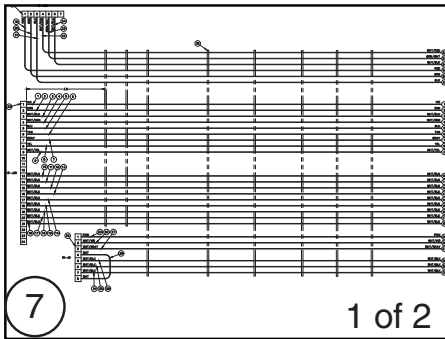
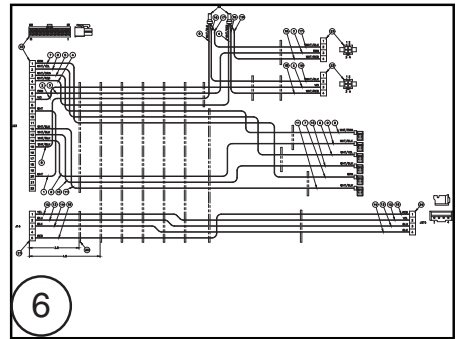
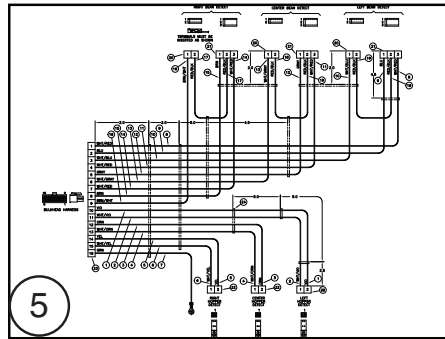
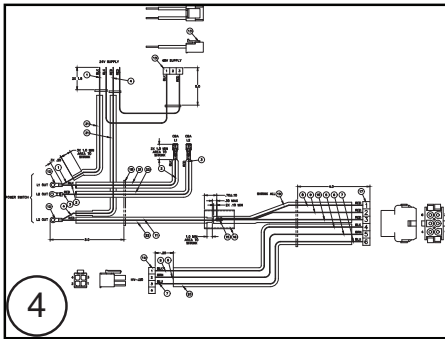
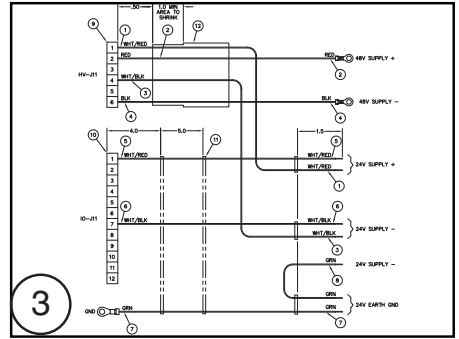
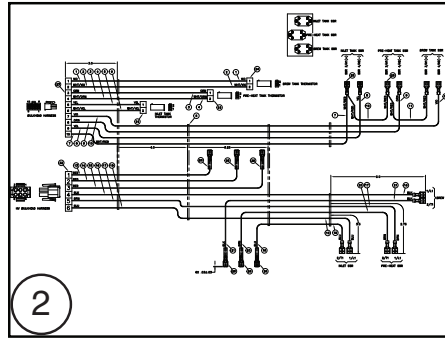
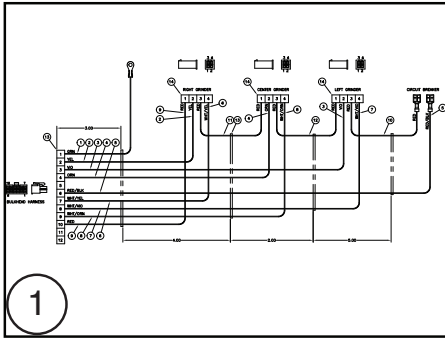
1.0 GALLON SH REVERVOIR ASSEMBLY



1.0 GALLON SH REVERVOIR ASSEMBLY

ITEM	QTY	DESCRIPTION	PART NO.	NOTES
1	1	SH RESERVOIR, 1.0G BATCH (Top-Sealed Version)	27850.0301	
-	3	SET, 3-PACK SH RESERVOIR 1.0 GAL	SET00.0145	Not illustrated
24	1	BALL, SST .6875 DIA	00598.0005	
25	1	O-RING, -209 SILICONE 50 DURO RED	12774.0002	
27	1	SPRING, CPRSN-CONICAL .020DIA	32877.0002	

BTB (WITH AUTO CLEAN) WIRING HARNESSES & POWER CORD



BTB (WITH AUTO CLEAN) WIRING HARNESES & POWER CORD

ITEM	QTY	DESCRIPTION	PART NO.	NOTES
1	1	WIRING HARNESS, GRINDER MODULE	55208.0001	Brewer
2	1	WIRING HARNESS, TANK MODULE	55206.0001	Brewer
3	1	WIRING HARNESS, 24V POWER SUPPLY	55222.0001	Brewer
4	1	WIRING HARNESS, MAIN BTC	55226.0005	Brewer
5	1	WIRING HARNESS, HOPPER & BEAN DETECT	55218.0001	Brewer
6	1	WIRING HARNESS, CLEAN IN PLACE	59090.0001	Brewer
7	1	WIRING HARNESS, MAIN VALVE	55237.0002	Brewer
8	1	WIRING HARNESS, COMMUNICATION	55209.0000	Brewer
9	1	WIRING HARNESS, BREW MODULE PASS THRU	55220.0001	Brewer
10	1	WIRING HARNESS, DOOR SWITCH	55221.0000	Brewer
11	1	WIRING HARNESS, GROUNDS BIN/DRIP TRAY	55223.0000	Brewer

BTB (WITH AUTO CLEAN) WIRING HARNESSSES & POWER CORD

ITEM	QTY	DESCRIPTION	PART NO.	NOTES
12	1	WIRING HARNESS, FAN	55187.0001	Brewer
13	1	HARNESS, LED POWER FAST BREW	56449.0001	Brewer
14	1	WIRING HARNESS, CBA TO BULKHEAD	56795.0000	Brewer
15	1	WIRING HARN, UPPER DOOR ADA	53307.0001	Brewer
16	1	HARNESS, CLEANING SHROUD SENSOR	58686.0000	Brewer
17	1	WIRING HARN, LOWER DOOR ADA	53307.0002	Brewer
18	1	WIRING HARNESS, BREW MODULE	55235.0001	Brewer
19	1	WIRE HARNESS, CLEAN CHUTE SENSOR B2B	58518.0001	Brewer
20	1	WIRING HARN, PWR SUPPLY SWITCH B2B	58517.0000	Brewer
21	1	WIRE HARNESS, CLEAN CHUTE BOARD B2B	58518.0000	Brewer
22	1	WIRING HARNESS, ALARM KIT BTB	57701.0001	Brewer

BTB (WITH AUTO CLEAN) WIRING HARNESSSES & POWER CORD

ITEM	QTY	DESCRIPTION	PART NO.	NOTES
23	1	WIRING HARNESS, BUNNLINK - FAST CUP	56279.0000	Brewer
24	1	WIRING HARNESS, DOOR BEAN TO CUP FAST	56280.0000	Brewer
25	3	HARNESS, RESERVOIR	58416.0000	Tower
26	3	WIRING HARNESS, RESERVOIR B2B	58523.0000	Tower
27	1	WIRE HARNESS ASSEMBLY, PWR SUPPLY B2B	58562.0001	Tower
28	1	WIRE HARNESS, PWR SUPPLY AC B2B	58558.0000	Tower
29	1	WIRING HARNESS, DOOR LATCH B2B	59093.0000	Tower
30	1	WIRING HARNESS, VALVE B2B	58521.0001	Tower
31	1	WIRING HARNESS, CIRCUIT BREAKER	58750.0000	Tower
32	3	WIRING HARNESS, RESERVOIR EXT B2B	58523.0003	Tower
33	1	POWER CORD ASSEMBLY, 30A 208V NEMA L6-30P	50211.0001	Brewer