

Crescendo®

Bean-to-Cup

BUNN



Authentic Single-cup Espresso and Premium Café Beverages

[bunn.com/crescendo](https://bunn.com/crescendo)



2.2lb Hopper  
(Whole Espresso Beans)



Quality Burrs  
(Precision Grind Control)



3 Powder Hoppers  
(Milk, Chocolate & Your Choice)




Step-by-step Menu Panel  
(9 Café Style Beverages & Hot Water)



Consistent Tamping Pressure for Each Puck



Puck Bin  
(Easy Disposal of Used Pucks)





# A PATH TO GREAT ESPRESSO

## 1 GRIND, TAMP, BREW

Beans descend from the large 2.2lb (1kg) hopper into an internal grinder. High-quality precision burrs perform a clean-cut milling of the beans. A moment later, the coffee is tamped into a puck with precise dosage, and the brewing begins. Nine bar brew pressure used with a variable brew group creates rich, strong espresso.



## 2 MIXING

Engineered with three powder hoppers (two 3.3lb/1.5kg hoppers for larger demand flavors and a third 2.2lb/1kg hopper). Adjustable speed auger motors produce accurately portioned drink recipes.



## 3 TASTE

A highly efficient two-tank system (0.2gal/0.8L tank for espresso, and .75gal/2.84L tank for solubles) assures ideal serving temperatures for all espresso and café beverages.





## Features

- 9 bar brew pressure used with a variable brew group to produce an excellent single or double shot with beautiful crema
- Tamping sensor achieves consistently great coffee extraction
- Precision burrs for clean-cut milling of the beans and assurance of superior grounds distribution
- Ideal serving temperature of espresso and café beverages are achieved with our independently controlled two tank system engineered with three powder hoppers: two 3.3lb (1.5kg) hoppers for the larger demand flavors and a third 2.2lb (1kg) hopper that allows for additional flavors
- Adjustable speed auger motors produce great consistency of ingredient portioning

crescendo®

## Large hopper merchandises fresh coffee beans

Consumers can clearly see fresh whole beans in the large 2.2lb (1kg) hopper






## Touchpad features easy, step-by-step selections

Touchpad has two programmable portion sizes from 8 to 12oz (230 to 350ml) and 9 cafe style beverage choices, plus hot water



# MODELS

Product Number	Model	Finish	Shots/hr	Volts	Amps	Watts	Hertz	Plug	Cord	Shipping Weight	Agency
<b>U.S. Market</b>											
44300.0201	Crescendo	Black/SS	40	120	15	1600	60	NEMA 5-15p	Yes	46.3kg (102lb)	NSF 
44300.0240	Crescendo	Black/SS	40	120/208-240	13.5 - 15.3	2800 - 3670	60	NEMA L14-20P	Yes	45.8kg (101lb)	NSF 
<b>Canada Market</b>											
44300.6201	Crescendo	Black/SS	40	120	11	1300	60	NEMA 5-15p	Yes	45.8kg (101lb)	NSF 
<b>European Market</b>											
44300.0200	Crescendo	Black/SS	40	220-240	11.5 - 12.2	2500 - 2900	50	EURO	Yes	46.3kg (102lb)	CE
44300.0213	Crescendo	Black/SS	40	220-240	11.5 - 12.2	2500 - 2900	50	UK	Yes	46.3kg (102lb)	CE
<b>Asia Market</b>											
44300.0202	Crescendo	Black/SS	40	220-240	11.5 - 12.2	2500 - 2900	50	N/A	No	46.3kg (102lb)	CE
44300.0215	Crescendo	Black/SS	40	230	11.4 - 12.1	2500 - 2900	60	Korea 16A	Yes	45.8kg (101lb)	KTC
44300.0216	Crescendo	Black/SS	40	230	11.5 - 12.2	2500 - 2900	50	China 16A	Yes	45.8kg (101lb)	CE China
44300.0218	Crescendo	Black/SS	40	220	11.5 - 12.2	2500 - 2900	60		No	45.8kg (101lb)	CE Taiwan
<b>Middle East Market</b>											
44300.0211	Crescendo	Black/SS	40	220-240	11.5 - 12.2	2500 - 2900	60	N/A	No	46.3kg (102lb)	KSA CE

Plumbing: 20-90 PSI. Machine supplied with 9.525mm (3/8") garden hose fitting.

5020 Ash Grove Drive, Springfield, IL 62711 USA  
(800) 637-8606 | +1 (217) 529-6601 | www.bunn.com

